


DATE: January 3, 2022

TO: Commissioner Anson Moran, President
Commissioner Newsha Ajami, Vice President
Commissioner Sophie Maxwell
Commissioner Tim Paulson
Commissioner Ed Harrington

FROM: Dennis J. Herrera, General Manager 

RE: Wastewater Enterprise Capital Improvement Program
1st Quarter/ Fiscal Year 2021-2022

Enclosed please find the Wastewater Enterprise Capital Improvement Program (CIP) Quarterly Report for the 1st Quarter (Q) of Fiscal Year (FY) 2021-2022. The primary intent of the report is to provide the Commission, stakeholders, and the public, with a status summary of the Wastewater Enterprise Capital Projects, based on the data for the period of July 1, 2021 to September 30, 2021.

This quarterly report incorporates other SSIP projects beyond Phase 1 that were presented to the San Francisco Public Utilities Commission (SFPUC) on December 11, 2018 and December 22, 2020. The scopes, schedules, and budgets for other active SSIP projects can be found in the respective sections in this report.

Quarterly Report Format Changes

In response to the Commission's request for improved tracking of program history and project performance status reporting for greater accountability, starting with the Q1 FY21-22 Quarterly Reports, staff incorporated the following revisions to the format of the CIP Quarterly Reports across all capital programs with the exception of the Water System Improvement Program Quarterly Reports, since that program is ninety-nine percent complete:

- This report now includes a new section titled as "Budget and Schedule Trend Summary," (Section 5 of this report). The intent of this section is to provide a comprehensive view of each project's budget and schedule status at milestones from initiation throughout implementation as projects are progressing toward completion. The new Budget and Schedule Trend Summary Table (Table 5) contains all approved WWE projects that are active in any of planning, design, bid and award, or construction phases of the project.

OUR MISSION: To provide our customers with high-quality, efficient, and reliable water, power and sewer services in a manner that values environmental and community interests and sustains the resources entrusted to our care.

London N. Breed
Mayor

Anson Moran
President

Newsha Ajami
Vice President

Sophie Maxwell
Commissioner

Tim Paulson
Commissioner

Ed Harrington
Commissioner

Dennis J. Herrera
General Manager



- The Cost Summary Table 3.1 in Section 3 of this report contains a new column, titled “Cost Variance Over Reporting Period,” intended to highlight forecasted budget changes during the reporting period and to provide new quarterly information “at a glance”.
- The Project Performance Summary Table 6, in Section 6 of the report, includes an additional column titled “% Cost Changes.” To move away from “traffic light” indicators but still provide useful information, projects with a forecasted cost overrun greater than 10%, or forecasted delay of greater than 6 months or 10%, will be highlighted to visually draw attention to these projects.
- Project Status Reports are now provided in Section 7 of the report; the project order in this Section 7 is consistent with the order of projects listed in Tables 5 and 6 to facilitate consistent sequencing of projects throughout the report.

The highlights of this reporting period are stated below:

SEWER SYSTEM IMPROVEMENT PROGRAM (SSIP)

STATUS AND PERFORMANCE SUMMARY

The SSIP Phase 1 is 47.4% complete, Other SSIP is 2.0% complete, and Overall SSIP is 36.5% complete as of September 2021.

As of the end of the reporting period, there are no projects in pre-planning, seven (7) projects in planning or design, no projects in bid & award, nineteen (19) projects in construction, and forty-four (44) projects in closeout or completed in SSIP Phase 1.

PROGRAM UPDATE

The highlights for this reporting period are as follows:

- Continued construction on the Southeast Area Major projects which include Biosolids Digester Facility Project (BDFP), Headworks, and the Southeast Community Center.
- Continued extensive remote work practices and ongoing review of construction activities including site-specific health and safety protocols in response to the Shelter-in-Place Public Health Order.
- Participated in Infrastructure Week with promotion of ongoing construction projects upgrades and photos.
- Follow up activities from the Green and Grey Infrastructure workshop for Stormwater Management and Flood Resilience with the Commission in April 2021.
- Held Southeast Treatment Plant Construction tours for the San Francisco Public Utilities Commissioners.

Major program milestones reached during the reporting quarter include:

Planning and Design

- Completed 100% Design for one (1) Project
 - SEP New Headworks (Grit) Replacement Scope III – SEP-008 Influent Pumping Rehabilitation and Revised Odor Control Facility

Environmental

- None

Construction Contracts Advertised:

- None

Construction Contracts Awarded:

- None

Construction Notice to Proceed (NTP) Issued:

- Two (2) NTPs were issued during this quarter
 - Subproject B, Large Sewer Condition Assessment and Improvements
 - WW-711, Wawona Area Stormwater Improvement Project

Construction Substantial Completion Issued:

- None

Construction Final Completion Issued:

- One (1) construction contract achieved final completion
 - WW-691, Sunset Green Infrastructure – Sunset Blvd Greenway Phase II

Project Completion

- None

UPDATE ON PROJECTS IN PRE-CONSTRUCTION

Treatment Plant Projects:

- SEP Facility-wide Distributed Control System Upgrade - Planning and scoping activities to replace/upgrade the existing DCS at Oceanside facilities are ongoing. DCS manufacturing activities for Northshore facilities were initiated. Meanwhile, design and coordination activities progressed for the DCS project at Southeast. Various project stakeholder check-in meetings were also conducted.

Collection System:

- Kansas and Marin Streets Sewer Improvements project - The project team executed the Memorandum of Agreement (MOA) with Public Works to allow for the tunnel through their operations yard at 2323 Cesar Chavez Street, including mitigations for a future garage structure on top of the tunnel alignment and parking replacement during construction. Also, the project team completed the DB-131 Request for Qualifications (RFQ) advertisement for the design-build contract to complete the design and construction for the Kansas Marin project.
- Better Market Street Sewer Improvements - The Phase 1 contract with full utility scopes has been aborted per the SFMTA/SFPW Directors' decision. A first contract without any utility scope was repackaged for advertisement in August 2021. The utility work (including SFPUC's Sewer and Water scopes) will be incorporated into a second Contract to be issued in 3-4 years. The design/advertisement delays had a ripple effect on the NTP and Final Completion milestones.

Stormwater Management:

- Yosemite Green Infrastructure – Evaluation of RFP PRO.0123 Green Infrastructure Engineering Services continued this quarter. Both teams that submitted proposals were determined to be qualified. Interviews will be scheduled next quarter.
- Watershed Stormwater Management (Planning Only) – As reported last quarter, the project team provided technical support for Flood Resilience Programmatic Strategies, green infrastructure projects and programs, and billing system upgrades. Flood resilience work included interdepartmental coordination for FEMA floodplain management/flood resilient building code modifications, development of flood elevations for the 100-Year Storm Flood Risk Map, and development of a flood resilience voluntary buyout strategy. Green infrastructure support included development of materials for a residential green infrastructure (downspout disconnect) grant pilot, expected to launch end of Q2 FY21-22, and the project evaluation of the Buchanan Street Mall Neighborhood GI project.

Flood Resilience:

- Lower Alemany Area Stormwater Improvement Project - The specialized engineering consultant contract was awarded in July 2021. Notice-to-Proceed is anticipated in the upcoming quarter.
- Folsom Area Stormwater Improvement Project – The City design team and consultants continued to finalize the 95% design for the Initial Upstream contract and worked on the 65% design for the Upstream Sewer Box Contract and Tunnel Contract. In this quarter, the project team also obtained Categorical Exemption (CatEx) from the Planning Department. The project team continued to make forward progress in preparing an appraisal for easements with (3) private property owners and negotiating with Caltrans for an airspace lease, to support the project. The project requires extensive staging on private property and permanent improvements.

Collection System / Other SSIP

- The Large Sewer Condition Assessment and Improvements projects includes eight (8) subprojects in various stages from initiation to construction phases. One (1) construction contract received notice-to-proceed (NTP) during this quarter.

UPDATE ON PROJECTS IN CONSTRUCTION

SEP Biosolids Digester Facilities Project

Scope II (New Biosolids Facilities - Remainder of the construction work) – Soil excavation, dewatering, shoring and installation of piles are well underway. This foundation work is anticipated for completion in February 2022. Competitive bid procurement for the new digester facilities was undertaken during this quarter. The received bid costs for the new digester facilities were below or in alignment with SFPUC bid estimates.

SEP New Headworks (Grit) Replacement

Scope III (Main Headworks) – Completed SEP-008 Influent Pumping Rehabilitation and Revised Odor Control Facility 100% design package; and began the development of the corresponding bid packages. Completed installation of SEP-008 east walls in the former SEP-011 dry pit. Completed installation of 2nd temporary tower crane. Continued demolition of remaining SEP-011 structure and completed demolition of SS1A/1B and Rankin St wall. Continued civil/structural work at primary influent distribution area and grit tank/handling area and IJA/fine screen area/electrical building. Continued installation of substructure drains and yard piping. Completed Trench C and C slabs and walls, started installation of pipe/conduit supports. Completed demolition of former SEP030 maintenance structure to clear area for relocated odor control facility. Issuance of temporary Southeast Lift Station bypass Work Release Request.

SEP Seismic Reliability and Condition Assessment Improvements

At SEP 042 (Primary Sedimentation), installation of scum drum screen/compactor and associated conduit, piping, electrical connections are complete. Scum pumps, drum screen and compactor have been tested, commissioned and are operational. Construction work for JOC 76R-12 (W3 Water Strainer Backwash Flow) has started.

OSP Digester Gas Utilization Upgrade:

On-going construction activities include yard utility pipe installation, HVAC, process utility plumbing, and electrical installation at Buildings 800, 820, and 821. During this reporting period, the Contractor is focused on installing the new permanent hot water loop system and erection of the new 741 digester gas holder assembly. The project team obtained the Bay Area Air Quality Management District (BAAQMD) Authority To Construct (ATC) conditional permit in July 2021. The Contractor continues prepare key electrical submittals with site specific electrical data and coordination with PG&E remains on-going. The project team targets PG&E power shutdown in October 2021 to gather project electrical information.

WWE Facilities and Infrastructure Program

Five (5) projects are on-going: two (2) projects in construction, two (2) projects in design, and one (1) project in planning.

WWE Renewal and Replacement (R&R) Program

Twenty (20) Collection System projects and seven (7) Treatment Facilities project are in construction.

Triple Bottom Line (TBL) Report


None was completed in this quarter.

Enclosure



San Francisco
Water Power Sewer

Services of the San Francisco Public Utilities Commission



QUARTERLY REPORT

Wastewater Enterprise Programs

July 2021 – September 2021

Published: January 3, 2022

Quarterly Report

Wastewater Enterprise Programs


TABLE OF CONTENTS

- I. Sewer System Improvement Program**
 - 1. Program Description
 - 2. Program Status
 - 3. Program Cost Summary
 - 4. Program Schedule Summary
 - 5. Budget and Schedule Trend Summary
 - 6. Project Performance Summary
 - 7. Project Status Report
 - 8. On-Going Construction Contracts
 - 9. Projects in Close-Out
 - 10. Completed Projects


- II. WVE Facilities and Infrastructure Program**
 - 1. Program Description
 - 2. Program Status
 - 3. Program Cost Summary
 - 4. Program Schedule Summary
 - 5. Budget and Schedule Trend Summary
 - 6. Project Performance Summary
 - 7. Project Status Report
 - 8. On-Going Construction Contracts
 - 9. Projects in Close-Out
 - 10. Completed Projects

- III. WVE Renewal and Replacement Program**
 - 1. Program Description
 - 2. Program Status
 - 3. Program Cost Summary
 - 4. Program Schedule Summary
 - 5. Project Performance Summary
 - 6. Project Status Report
 - 7. On-Going Construction Contracts
 - 8. Projects in Close-Out
 - 9. Completed Projects

- IV. APPENDICES**
 - 1. Project Description
 - 2. Project Level Approved Schedule
 - 3. List of Acronyms



Page intentionally left blank



I. Sewer System Improvement Program

Page intentionally left blank

1. PROGRAM DESCRIPTION

The responsibilities of the San Francisco Public Utilities Commission (SFPUC)'s Wastewater Enterprise (WWE) are to manage, operate, and maintain San Francisco's wastewater collection and treatment system. San Francisco's sewer system collects, conveys, and treats both dry and wet weather (urban stormwater) flows.

The Sewer System Improvement Program (SSIP) is the SFPUC's wastewater capital improvement program which includes multiple projects to improve the existing system. The SSIP is the culmination of several years of wastewater system planning efforts, public meetings, and SFPUC Commission workshops, to develop proposed improvements to address the following challenges:

1. Aging infrastructure and the poor condition of existing facilities.
2. Seismic deficiencies and lack of structural integrity.
3. Limited operating flexibility and lack of redundancy.
4. Compliance with operational permits at all times.
5. Managing stormwater in San Francisco's eight urban watersheds.
6. Optimizing system performance and efficiency.
7. Protecting public health, the environment, and conservation goals to safeguard our natural and human environments, and
8. Compliance with the Commission's Environmental Justice and Community Benefits Policy.

The purpose of the SSIP is to upgrade the existing wastewater system so it can meet the challenges of today and the future. The implementation of the SSIP projects and their associated expenditures will be phased over twenty (20) years in an effort to maintain ratepayer affordability and minimize impacts to our communities throughout the City.

In February 2011 the SFPUC Commission directed staff to proceed with the procurement of a program management consultant to assist City

staff with the implementation of the SSIP. The AECOM-Parsons Joint Venture was selected and the Program Management Consultant (PMC) team began work on September 6, 2011. The first major task for the PMC was to develop a recommended Program, collectively known as Program Validation. This effort was completed by the PMC and City staff recommending the scope, schedule, and budget of the SSIP treatment and collection system projects, as well as revisions to the SSIP Goals and Levels of Service (LOS). On August 28, 2012, after a series of three public SSIP workshops, the SFPUC Commission officially endorsed the proposed projects in the \$6.933 billion 20-year SSIP and the associated Goals and Level of Service and also authorized staff to proceed with planning and development of projects within Phase 1 of the SSIP, representing \$2.7 billion.

Subsequently in October 2015 the PMC was assigned to work on refining program scope, budget and schedule based on newly available information and various constraints and challenges. The effort included project re-prioritization, scope refinement, budget re-alignment and schedule re-alignment. The refinement was completed in January 2016 and presented to the SFPUC Commission on March 22, 2016. The refined program scope and budget for \$6.976 billion along with the Goals and LOS for all three phases of the SSIP was endorsed by the Commission along with the baseline for scope, schedule and budget for Phase 1 projects totaling \$2.910 billion. The revised program is referred to as the "2016 SSIP Baseline".

The endorsed Goals are stated below:

- Provide a compliant, reliable, resilient, and flexible system that can respond to catastrophic events;
- Integrate green and grey infrastructure to manage stormwater and minimize flooding;
- Provide benefits to impacted communities;
- Modify the system to adapt to climate change;
- Achieve economic and environmental sustainability; and

- Maintain ratepayer affordability.

Wastewater System Overview:

The San Francisco wastewater collection and treatment system has been developed over the past two centuries. San Francisco's sewer system dates back to the 1800's when the first sewers were constructed which, at the time, discharged directly into the San Francisco Bay and the Pacific Ocean. The City's major treatment facilities were constructed over several years as part of major capital improvement programs. The existing treatment facilities were built as follows: North Point Facility, 1951; Southeast Plant, 1952; and Oceanside Plant, 1993. The Southeast Plant was enlarged and upgraded to secondary treatment in 1982, and again expanded to treat peak wet-weather flows in 1996.

The Collection System is a network of sewers that collect and transport both sanitary flows and stormwater runoff. The system is designed to take advantage of the City's natural topography wherever possible to maximize the benefits of gravity flow for the collection, transport, treatment, and discharge of wastewater and stormwater. Ninety-two percent of San Francisco is served by a combined sanitary and stormwater system that consists of 24,800 manholes, 25,000 catch basins, 27 pump stations, and approximately 1,000 miles of sewers ranging from 8-inch diameter pipes to large transport structures measuring up to 45 feet deep by 25 feet wide. Flows are conveyed from the collection system through the transport/storage boxes, to two centralized all-weather treatment plants, located in the southeast and southwest sections of the City respectively, the Southeast Water Pollution Control Plant (SEP) and the Oceanside Water Pollution Control Plant (OSP). During wet weather additional flows are conveyed to our wet-weather facility, located in the northeast section of the City, the North Point Wet-Weather Facility (NPF). The collection system storage capacity is over 200 million gallons, comprised of predominantly grey infrastructure at this time. Existing collection system components include:

- Large Sewers*, Tunnels and Odor Control
- Pump Stations and Force Mains
- Transport/Storage Boxes, and
- Combined Sewer Discharge (CSD) Structures

* Large sewers are sewers greater than 36-inches in diameter (or equivalent size).

The broad components of the wastewater treatment plant facilities include:

- Liquid treatment processes;
- Solids treatment processes; and,
- Deepwater outfalls, located in the San Francisco Bay and Pacific Ocean.

Operating a combined system, WWE treats both sanitary sewage and urban stormwater - commonly referred to as wastewater. The maximum daily treatment capacity of the existing system is 575 million gallons. On an annual basis the system treats approximately 40 billion gallons.

Program Evolution:

Due to the size of the SSIP, a phased approach was initially developed to simplify the implementation of projects. This was done to manage rate impacts, consider construction sequencing impacts and maintain existing operations and permit compliance. Each of the projects in the SSIP contributes to the wastewater system meeting the Commission-endorsed goals and levels of service. Phase 1 projects focused on ensuring regulatory compliance, enhancing process reliability and redundancy, improving plant odor control, and replacing the antiquated biosolids and headworks facilities with state-of-the-art technology. As such, Phase 1 focused on treatment plant improvements.

Since Commission approval of the 2018 SSIP Baseline, considerable thought was put into how the program has evolved since inception in 2010 and how it should move forward. A capital program spanning several decades like the SSIP must continually adapt to ever-evolving priorities and changing market conditions to be sustainable. In previous SSIP baseline efforts, long term forecasting was used to plan the three overlapping phases of investments to deliver the

program while achieving financial affordability goals. However, lessons learned have taught us that the confidence and accuracy of these forecasts diminish over a long duration. Thus, on December 22, 2020, the Commission approved the 2020 SSIP Baseline, where a selection of high priority projects identified initially in Phases 2 and 3 were initiated. The SFPUC is transitioning away from the original intent of three distinct SSIP phases and instead implement capital improvement projects as part of a rolling Ten-Year capital plan. New projects will be initiated based on priority and timeline through the SFPUC's biennial budget process.

SSIP Phase 1 Revised Baseline:

As reflected in Table 1.1, the SSIP Phase 1 Baseline Budget and Schedule were revised in 2018 and 2020, and these revisions were approved by the San Francisco Public Utilities Commission on April 24, 2018 and December 2020, respectively. The 2020 Approved Budget for SSIP Phase 1 is \$3,655 million, which is about \$677 million higher than 2018 Baseline Budget. The 2020 Approved Program Completion is August 2027, which is 39 months later than 2018 Baseline Program Completion.

Refer to Appendix 1 for scope description of all projects in Phase 1.

Table 1.1 SSIP Phase I Program Revision

Program Revision	Commission Approval	Budget (\$Million)	Schedule*
2016 (Baseline)	March 22, 2016	\$2,910.4	10/30/26
2018 (Revised)	April 24, 2018	\$2,978.7	05/01/25
2020 (Latest Approved)	December 22, 2020	\$3,655.3	08/31/27

* Final Program Completion Date

Table 1.2 Other SSIP Projects

Program Revision	Commission Approval	Budget (\$Million)	Schedule*
2018 (Baseline)	December 11, 2018	\$430.5	06/30/28
2020 (Latest Approved)	December 22, 2020	\$1,197.3	12/26/29

* Final Program Completion Date

I. SSIP Quarterly Report

2. PROGRAM STATUS

Figure 2.1 shows the total Current Approved Budget for the SSIP Phase 1 projects remaining in each phase of the program as of September 30, 2021. The number of projects currently active in each phase is shown in parentheses.

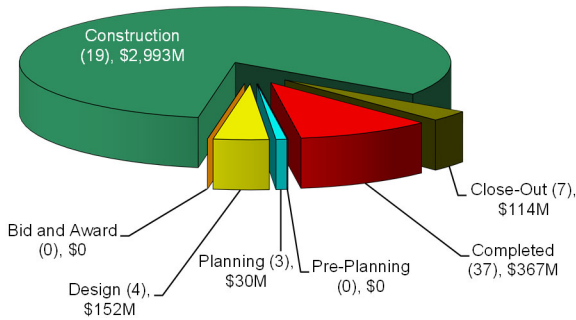


Figure 2.1 Total Current Approved Budget for SSIP Phase 1 Projects Active in Each Phase

Figure 2.2 shows the number of SSIP Phase 1 projects in the following stages of the program as of September 30, 2021: Pre-construction, Construction, and Post-construction.

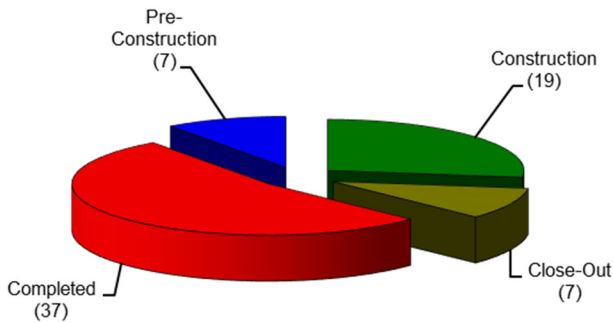


Figure 2.2 Number of SSIP Phase 1 Projects in Pre-construction, Construction, and Post-construction

Figure 2.3 summarizes the environmental review and permitting status of the SSIP Phase 1 projects as of September 30, 2021.

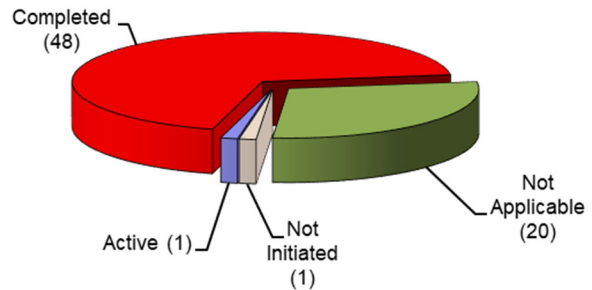


Figure 2.3 Program Environmental and Permitting Status of the SSIP Phase 1 Projects

Figure 2.4 shows the total Current Approved Budget for the Other SSIP projects remaining in each phase of the program as of September 30, 2021. The number of projects currently active in each phase is shown in parentheses.

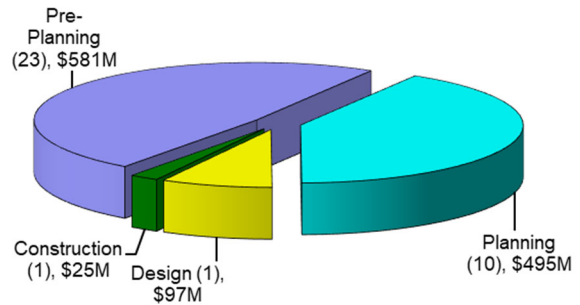


Figure 2.4 Total Current Approved Budget for Other SSIP Projects Active in Each Phase

Figure 2.5 shows the number of Other SSIP projects in the following stages of the program as of September 30, 2021: Pre-construction, Construction, and Post-construction.

Figure 2.6 summarizes the environmental review and permitting status of the Other SSIP projects as of September 30, 2021.

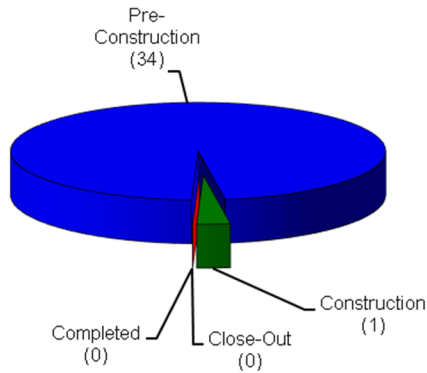


Figure 2.5 Number of Other SSIP Projects in Pre-construction, Construction, and Post-construction

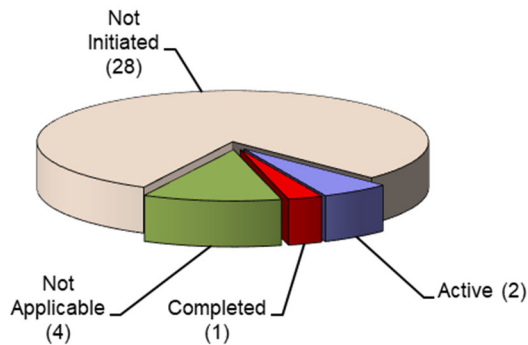


Figure 2.6 Program Environmental and Permitting Status of the Other SSIP Projects

KEY ACCOMPLISHMENTS

Programmatic

- Continued construction on the Southeast Area Major projects which include Biosolids Digester Facility Project (BDFP), Headworks and the Southeast Community Center
- Continued extensive remote work practices and ongoing review of construction activities including site-specific health and safety protocols in response to Shelter-in-Place Public Health Order
- Participated in Infrastructure Week with promotion of ongoing construction projects upgrades and photos
- Follow up activities from the Green and Grey Infrastructure workshop for Stormwater

Management and Flood Resilience with the Commission in April

- Held Southeast Treatment Plant Construction tours for the San Francisco Public Utilities Commissioners

In the News

Nine (9) media mentions including stories on this summer’s Climate Change Adaptation Project sand nourishment activities, completion of the Sunset Boulevard Greenway Project, the Biosolids Digesters Facilities Project, and the SFPUC’s projects and grant programs addressing localized flooding.

Highlights of Conducted Outreach

Monthly citywide and District 10 focused email newsletters to 4,500+ recipients providing Project Updates and Community Resources

Southeast Construction Updates Email - bi-weekly email newsletters to 700+ recipients providing construction updates on projects underway in the area

Force Main Rehabilitation at Embarcadero and Jackson Project - ongoing outreach with coordination with other upcoming SFMTA projects along Embarcadero

Preconstruction notice and community outreach for start of Wawona and Vicente Street Stormwater and Water Main Replacement Project construction

Completion and promotion of Sunset Boulevard Greenway Project via Press Release and Walking Tour Map

July – Held Biosolids Digester Facility Project: Digester Building (B610) LBE & Prime Networking Event

July - Provided Quarterly Southeast Construction Update for the San Francisco Port Southern Advisory Committee

July - Preconstruction notice and community outreach for US Army Corps of Engineer Beach Nourishment Project as part of the Ocean Beach

I. SSIP Quarterly Report

Climate Change Adaptation Project short-term improvements phase

July - Pre-construction virtual meetings and in person door-to-door outreach to businesses, residents, and property owners in the immediate project area for the New Montgomery, Jessie, Minna, and Mission Street Brick Sewer Rehabilitation Project
July - Door-to-door outreach to businesses and street vendors in the vicinity of the Mission Brick Sewer Rehabilitation Project

August - Notice of upcoming work to residents and businesses for the Cargo Way Odor Reduction Project

September - Held Southeast Treatment Plant Construction tours for the San Francisco Public Utilities Commissioners

September - Press event for Ocean Beach Climate Change Adaptation sand nourishment activities with Army Corps of Engineers

September - Virtual Community Meeting Presentation to the Greater West Portal Neighborhood Association

September - In-person noticing for construction and staging parking impacts on Wawona and Vicente Streets Stormwater and Water Main Replacement Project

September - Print notices of upcoming work for the JOC System Strainer Backwash Flow Project

Upcoming Outreach Events

October - Joint SFPUC community town hall meeting with Supervisor Mar's office on Ocean Beach project updates for Westside Pump Station Reliability Improvements, Ocean Beach Climate Change Adaptation Project short and long-term phases, and other City agency projects in districts 1, 4 and 7

October - Quarterly Southeast Construction update for the San Francisco Port Southern Advisory Committee

October - Virtual community meeting with residential stakeholders for staging impacts on

Wawona and Vicente Streets Stormwater and Water Main Replacement Project

October/ November/ December - Southeast Treatment Plant Construction Tours for the Southeast Community Facility Commissioners

November - Installation of Malik Seneferu's temporary art mural on the Headworks Facility Project construction fence on Evans Avenue

November - Virtual community meeting presentation to Greater West Portal Neighborhood Association on Wawona and Vicente Streets Stormwater and Water Main Replacement Project

November - Follow-up virtual community meeting with residential stakeholders for staging impacts on Wawona and Vicente Streets Stormwater and Water Main Replacement Project

December - Virtual community meeting presentation to People of Parkside Sunset on construction updates for Westside Pump Station Reliability Improvements Project

3. PROGRAM COST SUMMARY

Table 3 provides an overall program-level cost summary of Sewer System Improvement (SSIP) projects grouped by Facilities. It shows the Expenditures to Date, Current Approved Budget, Q1/FY21-22 Forecasted Costs, Cost Variance between the Current Approved and Forecasted Cost, and Variance Over Reporting Period. The Current Approved Budget for SSIP is \$4,852.7 million and the Current Forecasted Cost is \$933.2 million over budget. The overall program negative Cost Variance can be attributed primarily to the Biosolids Digester Facilities Project and the SEP New Headworks Project, both of which have evolved in the last year under the Construction Management General Contractor delivery model (see project summary reports for more detail).

Table 3. Program-Level Cost Summary of SSIP

Subprograms	Expenditures to Date (\$ Million) (A)	Current Approved Budget (\$ Million) (B)	Q1/FY21-22 Forecasted Budget (\$ Million) (C)	Cost Variance (\$ Million) (D = B - C)	Cost Variance Over Reporting Period* (Million) (E)
Rolling WWE Capital Projects					
Treatment Plants	\$1,166.4	\$3,291.0	\$4,125.1	(\$834.1)	(\$837.9)
Biosolids Digester Facilities Project	\$594.9	\$1,680.7	\$2,372.6	(\$691.9)	(\$691.9)
SSIP Phase 1	\$594.9	\$1,680.7	\$2,372.6	(\$691.9)	(\$691.9)
Other SSIP	-	-	-	-	-
SEP New Headworks (Grit) Replacement	\$280.1	\$618.8	\$679.0	(\$60.2)	(\$60.2)
SSIP Phase 1	\$280.1	\$618.8	\$679.0	(\$60.2)	(\$60.2)
Other SSIP	-	-	-	-	-
Southeast Plant (SEP) Improvements	\$200.6	\$443.1	\$499.6	(\$56.4)	(\$60.2)
SSIP Phase 1	\$200.0	\$339.5	\$335.7	\$3.8	\$0.0
Other SSIP	\$0.6	\$103.7	\$163.9	(\$60.2)	(\$60.2)
Oceanside Plant (OSP) Improvements	\$63.0	\$391.0	\$404.0	(\$13.0)	(\$13.0)
SSIP Phase 1	\$62.9	\$159.0	\$159.0	-	-
Other SSIP	\$0.0	\$232.1	\$245.0	(\$13.0)	(\$13.0)
North Point Facility (NPF) Improvements	\$27.9	\$157.3	\$169.9	(\$12.6)	(\$12.6)
SSIP Phase 1	\$27.9	\$73.2	\$73.2	-	-
Other SSIP	-	\$84.1	\$96.7	(\$12.6)	(\$12.6)
Collection System	\$313.9	\$1,296.6	\$1,376.2	(\$79.5)	(\$85.9)
Central Bayside System Improvement Project (CBSIP)	\$37.8	\$64.0	\$38.5	\$25.5	\$25.5
SSIP Phase 1	\$37.8	\$64.0	\$38.5	\$25.5	\$25.5
Other SSIP	-	-	-	-	-
Interceptors/Tunnels/Odor Control	\$28.9	\$60.0	\$60.6	(\$0.6)	(\$0.6)
SSIP Phase 1	\$28.9	\$60.0	\$60.6	(\$0.6)	(\$0.6)
Other SSIP	-	-	-	-	-
Interdepartmental Projects	\$54.8	\$193.2	\$209.2	(\$16.1)	(\$16.1)
SSIP Phase 1	\$49.5	\$96.63	\$94.6	\$2.0	\$2.0
Other SSIP	\$5.2	\$96.5	\$114.6	(\$18.1)	(\$18.1)

I. SSIP Quarterly Report

Subprograms	Expenditures to Date (\$ Million) (A)	Current Approved Budget (\$ Million) (B)	Q1/FY21-22 Forecasted Budget (\$ Million) (C)	Cost Variance (\$ Million) (D = B - C)	Cost Variance Over Reporting Period* (Million) (E)
Pump Stations and Force Main Improvements	\$74.4	\$122.4	\$142.5	(\$20.1)	(\$20.1)
SSIP Phase 1	\$73.8	\$82.1	\$82.0	\$0.0	\$0.0
Other SSIP	\$0.6	\$40.3	\$60.5	(\$20.2)	(\$20.2)
CSD and Transport/Storage Structures	\$16.7	\$78.9	\$82.9	(\$4.1)	(\$4.1)
SSIP Phase 1	\$16.6	\$24.0	\$23.2	\$0.8	\$0.8
Other SSIP	\$0.1	\$54.9	\$59.8	(\$4.9)	(\$4.9)
Stormwater Management	\$77.0	\$188.9	\$232.2	(\$43.3)	(\$49.7)
SSIP Phase 1	\$74.9	\$142.2	\$148.2	(\$6.0)	(\$12.4)
Other SSIP	\$2.1	\$46.7	\$84.0	(\$37.3)	(\$37.3)
Flood Resilience Projects	\$24.3	\$589.3	\$610.2	(\$20.9)	(\$20.9)
SSIP Phase 1	\$21.7	\$50.2	\$50.7	(\$0.5)	(\$0.5)
Other SSIP	\$2.6	\$539.0	\$559.5	(\$20.4)	(\$20.4)
Land Reuse Projects	\$85.1	\$89.9	\$89.5	\$0.5	-
SSIP Phase 1	\$85.1	\$89.9	\$89.5	\$0.5	-
Other SSIP	-	-	-	-	-
Program Management (PM)	\$136.4	\$175.0	\$195.0	(\$20.0)	(\$9.4)
SSIP Phase 1	\$136.4	\$175.0	\$195.0	(\$20.0)	(\$9.4)
Other SSIP	-	-	-	-	-
Overall Program Total	\$1,701.8	\$4,852.5	\$5,785.7	(\$933.2)	(\$933.2)
SSIP Phase 1 Subtotal	\$1,690.7	\$3,655.3	\$4,401.8	(\$746.5)	(\$746.5)
Other SSIP Subtotal	\$11.1	\$1,197.3	\$1,383.9	(\$186.6)	(\$186.6)

* Negative number is reflecting cost increases since last quarter, and positive number is reflecting cost reduction since last quarter.

4. PROGRAM SCHEDULE SUMMARY

Figure 4 compares the 2016 Baseline, 2020 Approved, and Current Forecasted Schedules for the SSIP.

Overall completion schedule for the revised SSIP Phase 1 and Other SSIP were approved by the SFPUC Commission in December 2020. The approved schedule completion for the overall SSIP Phase 1 and Other SSIP are in August 2027 and December 2029. The current projects forecasted completion of the SSIP Phase 1 and Other SSIP are in June 2033.

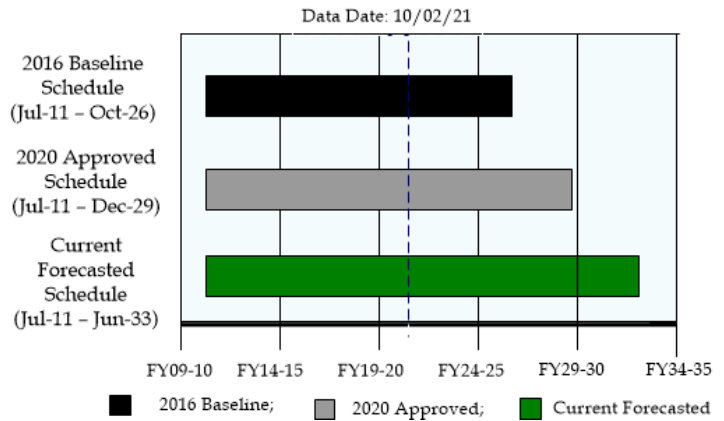


Figure 4 SSIP Schedule Summary

During this Quarter (Q1 FY21-22), the following major milestone was achieved, and the project cost and schedule forecasts were updated based on the updated milestone cost estimates accordingly for the following SSIP project:

1. 35% Design for the Sub-project A of the Large Sewer Condition Assessment and Implements project

5. BUDGET AND SCHEDULE TREND SUMMARY

Starting with the Q1 FY21-22 Quarterly Report, a revised report format includes a new Table 5, titled Budget and Schedule Trend Summary. This Table 5 contains all approved SSIP projects that are active and in any of the planning, design, bid and award, or construction phases of the project. The table excludes all Program Management projects, as well as any projects that are either Not-Initiated, On-Hold, in Close-Out or Completed.

Table 5. Budget and Schedule Trend Summary

All Costs are shown in million.

Project Name	Previous Program Group Title	Most Recent CIP Approved Budget		Project Initiation		CER		35% Design		95% Design		Awarded Construction ³		Current Status	
		Approved Budget	Approved Completion	Forecasted Cost	Forecasted Completion	Forecasted Cost	Forecasted Completion	Forecasted Cost	Forecasted Completion	Forecasted Cost	Forecasted Completion	Forecasted Cost	Forecasted Completion	Forecasted Cost	Forecasted Completion
		a	b	c	d	e	f	g	h	i	j	k	l	m	n
Rolling WWE Capital Projects															
Treatment Facilities															
Biosolids Digester Facilities Project															
10015796 SEP Biosolids Digester Facilities Project (BDFP) ¹ <i>Scope I - EOP 1A, 1C, 1B, 2B</i> <i>Scope II - Remainder of SOW</i>	SSIP Phase 1	FY21-30		12/31/14		01/29/16		11/30/16		12/06/18 (Scope I) & 01/14/19 (Scope II)		08/26/19 (Scope I) & 07/01/20 (Scope II)		Q1 - FY21-22	
\$1,680.7		08/31/27	\$1,750.0	08/31/23	\$1,276.4	05/01/25	\$1,276.4	05/01/25	\$1,315.3	05/01/26	\$1,680.7	07/06/28	\$2,372.6	05/11/29	
New Headworks (Grit) Replacement															
10015807 SEP New Headworks (Grit) Replacement ¹ <i>Scope I - Site Preparation</i> <i>Scope II - Bruce Flynn Pump Station</i> <i>Scope III - New Headworks</i>	SSIP Phase 1	FY21-30		03/01/13		01/29/16		06/23/16 (Scope I), 10/17/16 (Scope II) & 06/23/16 (Scope III)		05/23/17 (Scope I), 09/26/17 (Scope II) & 05/31/18 (Scope III)		11/15/17 (Scope I), 12/17/18 (Scope II) & 07/23/19 (Scope III)		Q1 - FY20-21	
\$619.0		09/30/24	\$183.0	03/31/20	\$359.0	12/29/23	\$359.0	12/29/2023	\$718.0	09/30/24	\$718.8	09/30/24	\$679.0	09/30/24	
Southeast Plant (SEP) Improvements															
10015809 SEP Facility-wide Distributed Control System Upgrade ²	SSIP Phase 1	FY21-30		09/03/13		11/01/17		Ongoing		Not Started		12/13/16 ⁴		Q1 - FY21-22	
\$63.0		08/31/27	\$63.0	02/26/21	\$63.0	08/31/23	\$63.0	08/31/27	n/a	n/a	\$63.0	08/31/23	\$63.0	12/30/27	
10015810 Seismic Reliability and Condition Assessment Improvements	SSIP Phase 1	FY21-30		09/03/13		04/19/16		04/01/15		08/05/15		06/25/19		Q1 - FY21-22	
\$44.0		09/09/22	\$58.1	12/31/19	\$58.1	12/31/19	\$58.1	12/31/19	\$58.1	12/31/19	\$53.2	06/30/22	\$44.2	09/09/22	
10002284 SEP Power Feed and Primary Switchgear Upgrades	SSIP Phase 1	FY21-30		06/23/14		04/15/16		07/29/16		09/29/17		09/08/20		Q1 - FY21-22	
\$95.9		06/18/24	\$69.8	07/31/20	\$69.8	07/31/20	\$69.8	11/19/20	\$84.3	06/30/22	\$95.9	06/18/24	\$95.9	06/18/24	
10037353 SEP 550 Booster PS Condition Inspection & Interim	Other SSIP	FY21-30		01/12/21		TBD		TBD		TBD		TBD		Q1 - FY21-22	
\$10.0		06/30/26	\$9.9	06/30/26	TBD	TBD	TBD	TBD	TBD	TBD	TBD	TBD	\$20.3	02/24/27	
10037330 Primary Treatment (SEP 040/041) H&S Improvements	Other SSIP	FY21-30		01/04/21		03/04/22		06/30/22		03/03/23		12/14/23		Q1 - FY21-22	
\$27.4		09/30/26	\$27.4	09/30/26	TBD	TBD	TBD	TBD	TBD	TBD	TBD	TBD	\$27.4	09/30/26	
10037331 Maintenance Building (SEP 940) Interim Improvement	Other SSIP	FY21-30		01/12/21		11/14/22		05/22/23		06/03/24		04/24/25		Q1 - FY21-22	
\$28.1		07/02/26	\$28.1	07/02/26	TBD	TBD	TBD	TBD	TBD	TBD	TBD	TBD	\$40.7	09/13/28	

Footnotes:

1. The project delivery method for this project is Construction Manager/General Contractor (CM/GC).
2. The project delivery method for this project is Progressive Design-Built (DB).
3. This represents Forecasted project cost and project completion date at the time of award of construction contract, award of CM/GC scope, award of DB scope.
4. This represents the award of the overall progressive design build contract DB-126 which includes Preconstruction & Construction phases / The project Initiation Forecast Cost was based on funding availability.

Table 5. Budget and Schedule Trend Summary

All Costs are shown in million.

Project Name	Previous Program Group Title	Most Recent CIP Approved Budget		Project Initiation		CER		35% Design		95% Design		Awarded Construction ³		Current Status	
		Approved Budget	Approved Completion	Forecasted Cost	Forecasted Completion	Forecasted Cost	Forecasted Completion	Forecasted Cost	Forecasted Completion	Forecasted Cost	Forecasted Completion	Forecasted Cost	Forecasted Completion	Forecasted Cost	Forecasted Completion
		a	b	c	d	e	f	g	h	i	j	k	l	m	n
Oceanside Plant (OSP) Improvements															
10029736 Westside Pump Station Reliability Improvements (OP02)	Other SSIP	FY21-30		06/13/13		02/04/16		08/02/16		08/18/17		2/9/2021		Q1 - FY21-22	
		\$87.8	12/31/24	\$68.3	09/02/21	\$70.5	12/02/21	\$70.5	12/02/21	\$70.5	12/02/21	\$87.8	12/31/24	\$89.3	12/31/24
10029737 OSP Digester Gas Utilization Upgrade (OP03)	SSIP Phase	FY21-30		10/01/13		11/20/14		02/04/16		02/01/17		08/28/18		Q1 - FY21-22	
		\$54.4	09/14/22	\$48.2	06/15/20	\$48.2	06/15/20	\$39.7	06/15/20	\$39.7	06/15/20	\$45.9	07/29/21	\$55.6	09/14/22
10036398 OSP Condition Improvement Projects - Part 2	Other SSIP	FY21-30		1/4/2021		TBD		TBD		TBD		TBD		Q1 - FY21-22	
		\$105.1	07/06/29	\$105.1	07/06/29	TBD	TBD	TBD	TBD	TBD	TBD	TBD	TBD	\$105.1	07/06/29
North Point Facility (NPF) Improvements															
10026822 North Shore Pump Station Wet Weather Improvements	SSIP Phase 1	FY21-30		08/15/13		05/29/15		06/30/17		12/07/18		01/26/21		Q1 - FY21-22	
		\$55.0	12/29/23	\$66.6	12/31/19	\$66.6	12/31/19	\$61.4	12/31/20	\$55.0	01/27/22	\$55.0	12/29/23	\$55.0	12/29/23
Collection System															
Interceptors/Tunnels and Odor Control															
10034718 Large Sewer Condition Assessment and Improvements ⁵	Other SSIP	FY21-30		08/01/19		(A) 03/22/21; (B) N/A; (C) 10/30/20; (D) 09/30/20; (E) 04/30/21; (F) 06/30/21; (G) N/A; (H) to (J) TBD		(A) 09/10/21; (B) 01/24/20; (C) 06/01/21; (D) 02/17/21; (E) to (F) TBD; (G) N/A; (H) to (J): TBD		(A) TBD; (B) 09/30/20; (C) to (F) TBD; (G) N/A; (H) to (J): TBD		(A) TBD; (B) 05/11/21; (C) to (H) TBD; (I) to (J): N/A		Q1 - FY21-22	
		\$96.5	12/07/26	\$47.0	12/07/26	TBD	TBD	TBD	TBD	TBD	TBD	TBD	TBD	\$114.6	12/07/26
10033745 Mission Street, 16th to Cesar Chavez Streets, Brick Sewer Rehabilitation	SSIP Phase 1	FY21-30		07/02/18		N/A		03/15/19		11/22/19		08/25/20		Q1 - FY21-22	
		\$9.9	11/22/22	\$20.5	11/22/22	N/A	N/A	\$16.0	11/22/22	\$11.0	11/22/22	\$11.0	11/22/22	\$8.9	11/30/22
10002652 Kansas and Marin Streets Sewer Improvements ²	SSIP Phase 1	FY21-30		06/10/13		TBD - DB 9/14/18 - DBB		03/02/15 - DB 06/30/21 - DBB		TBD		TBD		Q1 - FY21-22	
		\$28.4	12/29/23	\$12.5	03/30/16	\$12.5	02/15/18	\$30.0	08/30/24	TBD	TBD	TBD	TBD	\$30.0	08/30/24
10002760 Cargo Way Sewer Box Odor Reduction	SSIP Phase 1	FY21-30		04/13/15		07/13/18		11/09/18		08/20/19		02/25/20		Q1 - FY21-22	
		\$8.7	12/30/22	\$0.8	05/05/17	\$6.4	07/12/21	\$6.4	07/12/21	\$7.5	09/21/21	\$8.7	12/02/21	\$8.7	12/30/22

Footnotes:

- 2. The project delivery method for this project is Progressive Design-Built (DB).
- 3. This represents Forecasted project cost and project completion date at the time of award of construction contract, award of CM/GC scope, award of DB scope.
- 5. The project Initiation Forecast Cost was based on funding availability.

Table 5. Budget and Schedule Trend Summary

All Costs are shown in million.

Project Name	Previous Program Group Title	Most Recent CIP Approved Budget		Project Initiation		CER		35% Design		95% Design		Awarded Construction ³		Current Status	
		Approved Budget	Approved Completion	Forecasted Cost	Forecasted Completion	Forecasted Cost	Forecasted Completion	Forecasted Cost	Forecasted Completion	Forecasted Cost	Forecasted Completion	Forecasted Cost	Forecasted Completion	Forecasted Cost	Forecasted Completion
		a	b	c	d	e	f	g	h	i	j	k	l	m	n
Interdepartmental Projects															
10033106 Geary BRT Sewer Improvements Phase 2	SSIP Phase 1	FY21-30		03/15/18		TBD		TBD		TBD		TBD		Q1 - FY21-22	
		\$2.0	12/29/23	\$2.0	03/30/20	TBD	TBD	TBD	TBD	TBD	TBD	TBD	TBD	\$2.0	06/30/23
10002664 Van Ness BRT Sewer Improvements	SSIP Phase 1	FY21-30		10/01/13		05/20/14		N/A		05/01/15		08/15/16		Q1 - FY21-22	
		\$25.0	12/30/21	\$12.3	01/16/18	\$14.0	03/30/17	N/A	N/A	\$14.0	04/19/17	\$15.0	06/04/20	\$25.0	06/30/23
10002667 Better Market Street Sewer Improvements - Phase 1	SSIP Phase 1	FY21-30		01/06/14		12/13/16		01/18/19 (Pilot Block)		01/10/20 (Pilot Block)		TBD - Contract 2		Q1 - FY21-22	
		\$15.0	09/30/24	\$0.5	01/04/19	\$32.4	01/23/24	\$9.8	03/31/22	\$15.0	09/30/24	TBD	TBD	\$15.0	10/31/28
10002670 Geary BRT Sewer Improvements Phase 1	SSIP Phase 1	FY21-30		01/06/14		02/29/16		08/31/16		10/13/17		08/28/18		Q1 - FY21-22	
		\$12.9	07/12/21	\$0.5	01/04/19	\$17.0	07/15/19	\$17.0	07/15/19	\$17.0	02/12/21	\$12.9	02/12/21	\$11.3	12/30/22
10002776 Taraval Sewer Improvements	SSIP Phase 1	FY21-30		03/14/16		02/03/17		05/01/17		10/31/17		03/05/19 - Segment A TBD - Segment B		Q1 - FY21-22	
		\$34.7	12/29/23	\$20.4	10/19/20	\$20.4	10/19/20	N/A	10/19/20	\$20.4	10/19/20	TBD	TBD	\$34.5	07/31/25
Pump Stations and Force Main Improvements															
10002419 Force Main Rehab at Embarcadero and Jackson Streets	SSIP Phase 1	FY21-30		07/07/14		06/24/16		08/02/16		02/14/19		01/14/20		Q1 - FY21-22	
		\$11.0	09/29/22	\$0.1	05/20/15	\$5.9	12/12/18	\$5.8	04/24/19	\$9.9	10/29/21	\$9.9	06/30/22	\$11.0	09/29/22
10026828 Mariposa Dry-Weather Pump Station & Force Main Improvements ²	SSIP Phase 1	FY21-30		07/01/14		11/30/16		03/24/17		10/30/17		09/11/18		Q1 - FY21-22	
		\$31.9	12/30/22	\$0.3	12/31/14	\$28.2	01/21/21	\$28.2	01/21/21	\$28.2	01/21/21	\$31.9	06/21/21	\$31.9	12/30/22
10037251 Seacliff No. 1 PS & FM Upgrade	Other SSIP	FY21-30		12/07/20		TBD		TBD		TBD		TBD		Q1 - FY21-22	
		\$13.1	12/26/29	\$13.1	12/26/29	TBD	TBD	TBD	TBD	TBD	TBD	TBD	TBD	\$14.7	12/31/26
10037246 Seacliff No. 2 PS & FM Upgrade	Other SSIP	FY21-30		12/14/20		TBD		TBD		TBD		TBD		Q1 - FY21-22	
		\$16.8	09/21/29	\$16.8	12/21/29	TBD	TBD	TBD	TBD	TBD	TBD	TBD	TBD	\$19.3	01/31/28
10037303 Sunnydale PS Safety Improvements	Other SSIP	FY21-30		01/29/21		TBD		TBD		TBD		TBD		Q1 - FY21-22	
		\$5.0	05/29/26	\$5.0	05/29/26	TBD	TBD	TBD	TBD	TBD	TBD	TBD	TBD	\$15.5	05/29/26

Footnotes:

2. The project delivery method for this project is Progressive Design-Built (DB).

3. This represents Forecasted project cost and project completion date at the time of award of construction contract, award of CM/GC scope, award of DB scope.

Table 5. Budget and Schedule Trend Summary

All Costs are shown in million.

Project Name	Previous Program Group Title	Most Recent CIP Approved Budget		Project Initiation		CER		35% Design		95% Design		Awarded Construction ³		Current Status	
		Approved Budget	Approved Completion	Forecasted Cost	Forecasted Completion	Forecasted Cost	Forecasted Completion	Forecasted Cost	Forecasted Completion	Forecasted Cost	Forecasted Completion	Forecasted Cost	Forecasted Completion	Forecasted Cost	Forecasted Completion
		a	b	c	d	e	f	g	h	i	j	k	l	m	n
CSDs and Transport/Storage Structures															
10037245 Brannan (019) CSD Gate & Baffle Rehab	Other SSIP	FY21-30		12/07/20		TBD		TBD		TBD		TBD		Q1 - FY21-22	
		\$6.9	08/18/25	\$6.9	08/18/25	TBD	TBD	TBD	TBD	TBD	TBD	TBD	TBD	\$7.9	11/26/25
10037244 Baker (009) Baffle Improvements	Other SSIP	FY21-30		12/07/20		TBD		TBD		TBD		TBD		Q1 - FY21-22	
		\$2.3	03/26/24	\$2.3	03/26/24	TBD	TBD	TBD	TBD	TBD	TBD	TBD	TBD	\$2.9	08/30/24
10002303 Beach and Sansome Street CSD Rehabilitation	Other SSIP	FY21-30		03/14/16		09/15/17		10/24/17 - Beach CSD 01/31/18 - Sansome CSD		12/29/17 - Beach CSD 07/13/18 - Sansome CSD		06/28/18 - Beach JOC 05/14/19 - Sansome CSD		Q1 - FY21-22	
		\$6.0	08/31/21	\$2.5	12/20/19	\$2.5	12/20/19	\$3.2	04/30/20	\$3.2	04/30/20	\$4.2	04/30/20	\$5.6	05/31/22
10002344 CSD Backflow Prevention and Monitoring	Other SSIP	FY21-30		07/25/16		06/28/19 - Pierce CSD 01/31/19 - Jackson/Griffith CSDs		N/A - Combined with 95% for Pierce & Jackson/Griffith CSDs		08/07/19 - Combined Pierce & Jackson/Griffith CSDs		07/14/20 - Combined Pierce & Jackson/Griffith CSDs		Q1 - FY21-22	
		\$12.0	09/30/22	\$15.0	10/01/21	\$17.0	10/01/21	N/A	N/A	\$16.7	10/01/21	\$15.5	04/06/22	\$11.8	12/30/22
Early Implementation Projects															
10026805 Sunset Green Infrastructure	SSIP Phase 1	FY21-30		12/03/12		07/30/14		06/29/18		11/02/18		04/17/19		Q1 - FY21-22	
		\$9.0	09/30/21	\$16.3	08/09/19	\$16.3	08/09/19	\$8.4	09/30/21	\$8.4	09/30/21	\$8.4	09/30/21	\$8.7	04/29/22
10026810 Yosemite Green Infrastructure	SSIP Phase 1	FY21-30		12/03/12		01/11/21		TBD		TBD		TBD		Q1 - FY21-22	
		\$17.1	06/30/26	\$13.5	08/30/19	\$17.1	06/30/26	TBD	TBD	TBD	TBD	TBD	TBD	\$20.7	10/29/27
Watershed Stormwater Management															
10026816 Wawona Area Stormwater Improvement Project	SSIP Phase 1	FY21-30		07/01/16		09/15/17		09/30/19		04/20/20		10/30/20		Q1 - FY21-22	
		\$45.0	07/08/24	\$22.7	04/07/20	\$22.7	04/07/20	\$39.0	12/30/22	\$44.5	01/16/24	\$38.9	07/08/24	\$38.9	12/02/24
10029726 Watershed Stormwater Management (Planning Only)	SSIP Phase 1	FY21-30		07/11/16		N/A		N/A		N/A		N/A		Q1 - FY21-22	
		\$9.0	06/30/22	\$9.0	07/12/19	N/A	N/A	N/A	N/A	N/A	N/A	N/A	N/A	\$19.0	06/30/32
10034553 Green Infrastructure Grant Program (GIGP)	Other SSIP	FY21-30		07/01/18		N/A		N/A		N/A		(1) 06/11/19; (2) 10/09/2019; (3) 01/28/20; (4) 05/12/20; (5) 04/28/20; (6) 01/13/20; (7) 10/22/20; (8) 10/22/20; (9) 11/10/20		Q1 - FY21-22	
		\$25.0	06/30/29	\$25.0	06/30/28	N/A	N/A	N/A	N/A	N/A	N/A	\$25.0	06/30/29	\$61.3	06/30/33

Footnotes:

1. The project delivery method for this project is Construction Manager/General Contractor (CM/GC).
2. The project delivery method for this project is Progressive Design-Built (DB).
3. This represents Forecasted project cost and project completion date at the time of award of construction contract, award of CM/GC scope, award of DB scope.
4. This represents the award of the overall progressive design build contract DB-126 which includes Preconstruction & Construction phases / The project Initiation Forecast Cost was based on funding availability.

Table 5. Budget and Schedule Trend Summary

All Costs are shown in million.

Project Name	Previous Program Group Title	Most Recent CIP Approved Budget		Project Initiation		CER		35% Design		95% Design		Awarded Construction ³		Current Status	
		Approved Budget	Approved Completion	Forecasted Cost	Forecasted Completion	Forecasted Cost	Forecasted Completion	Forecasted Cost	Forecasted Completion	Forecasted Cost	Forecasted Completion	Forecasted Cost	Forecasted Completion	Forecasted Cost	Forecasted Completion
		a	b	c	d	e	f	g	h	i	j	k	l	m	n
Advanced Rainfall and Operation Decision System															
10029730 Operational Decision System Phase 2	SSIP Phase 1	FY21-30		06/01/15		N/A		N/A		N/A		02/22/18		Q1 - FY21-22	
		\$8.7	06/26/20	\$7.8	06/26/20	N/A	N/A	N/A	N/A	N/A	N/A	\$8.7	06/26/20	\$6.7	09/30/25
Flood Resilience Projects															
10034360 Lower Alemany Area Stormwater Improvement Project	Other SSIP	FY21-30		01/02/19		TBD		TBD		TBD		TBD		Q1 - FY21-22	
		\$286.5	03/13/28	\$286.5	03/13/28	TBD	TBD	TBD	TBD	TBD	TBD	TBD	TBD	\$299.6	09/06/28
10026818 Folsom Area Stormwater Improvement Project	SSIP Phase 1	FY21-30		07/01/16		03/16/18		03/31/20		TBD		N/A		Q1 - FY21-22	
		\$38.4	01/31/23	\$36.3	11/01/19	\$38.4	06/01/20	\$38.4	08/31/21	TBD	TBD	N/A	N/A	\$38.4	12/27/23

Footnotes:

3. This represents Forecasted project cost and project completion date at the time of award of construction contract, award of CM/GC scope, award of DB scope.

6. PROJECT PERFORMANCE SUMMARY*

All costs are shown in \$1,000s as of 10/02/21

Project Name	Previous Program Group Title	Active Phase (**) (a)	‡ CIP Approved Budget (b)	‡ Current Approved Budget (c)	Current Forecasted Cost (d)	Expenditures To Date (e)	Cost Variance (f = c - d)	% Cost Changes (g = f / c) (+++)	‡ CIP Approved Completion (h)	‡ Current Approved Completion (i)	Current Forecasted Completion (j)	Schedule Variance (k = i - j)
Treatment Facilities												
Biosolids Digester Facilities Project												
10015796 - SEP Biosolids Digester Facilities Project	SSIP Phase 1	CN	\$ 1,680,693	\$ 1,680,693	\$ 2,372,615	\$ 594,888	(\$691,922)	-41%	08/31/27	08/31/27	05/11/29	(619)
New Headworks (Grit) Replacement												
10015807 - SEP New Headworks (Grit) Replacement	SSIP Phase 1	CN	\$ 618,835	\$ 618,835	\$ 679,025	\$ 280,064	(\$60,190)	-10%	09/30/24	09/30/24	09/30/24	-
Southeast Plant (SEP) Improvements												
10015809 - SEP Facility-wide Distributed Control System Upgrade	SSIP Phase 1	DS	\$ 62,988	\$ 62,988	\$ 62,988	\$ 12,476	-	0%	08/31/27	08/31/27	12/30/27	(121)
10015810 - SEP Seismic Reliability and Condition Assessment Improvements	SSIP Phase 1	CN	\$ 44,152	\$ 44,152	\$ 44,152	\$ 32,135	-	0%	09/09/22	09/09/22	09/09/22	-
10002284 - SEP Power Feed and Primary Switchgear Upgrades	SSIP Phase 1	CN	\$ 95,875	\$ 95,875	\$ 95,875	\$ 22,779	-	0%	06/18/24	06/18/24	08/21/24	(64)

* Exclude projects with completed construction and projects that are no longer active (i.e., deleted projects, closed projects, and projects combined with other projects)

**** Phase Status Legend**

PL	Planning	DS	Design
BA	Bid & Award	CN	Construction

Footnotes:

- (+) **CIP Approved Budget and Project Completion Date:** The budget and schedule approved as part of 10-year CIP for FY21-30.
- (++) **Current Approved Budget and Schedule:** The budget and schedule approved as part of 10-year CIP for FY21-30, plus any additional budget and schedule changes approved by the Commission as part of construction contract award.
- (+++) **Negative number is reflecting cost overrun (Schedule delay) and positive number is reflecting cost underrun (Ahead of Schedule). Projects with a forecasted cost overrun greater than 10%, or forecasted delay of greater than 6 months or 10%, will be highlighted in grey.**

6. PROJECT PERFORMANCE SUMMARY*

All costs are shown in \$1,000s as of 10/02/21

Project Name	Previous Program Group Title	Active Phase (**) (a)	‡ CIP Approved Budget (b)	‡ Current Approved Budget (c)	Current Forecasted Cost (d)	Expenditures To Date (e)	Cost Variance (f = c - d)	% Cost Changes (g = f/c) (+++)	‡ CIP Approved Completion (h)	‡ Current Approved Completion (i)	Current Forecasted Completion (j)	Schedule Variance (k = i - j)
Treatment Facilities												
10037353 - SEP 550 Booster PS Condition Inspection & Interim	Other SSIP	PL	\$ 9,893	\$ 9,893	\$ 20,298	\$ 86	(\$10,405)	-105%	06/30/26	06/30/26	02/24/27	(239)
10037330 - Primary Treatment (SEP 040/041) H&S Improvements	Other SSIP	PL	\$ 27,382	\$ 27,382	\$ 27,382	\$ 440	-	0%	09/30/26	09/30/26	09/30/26	-
10037331 - Maintenance Building (SEP 940) Interim Improvement	Other SSIP	PL	\$ 21,577	\$ 21,577	\$ 40,652	\$ 26	(\$19,075)	-88%	07/02/26	07/02/26	09/13/28	(804)
Oceanside Plant (OSP) Improvements												
10029736 - Westside Pump Station Reliability Improvements	SSIP Phase 1	CN	\$ 87,800	\$ 87,800	\$ 89,300	\$ 20,311	(\$1,500)	-2%	12/31/24	12/31/24	12/31/24	-
10029737 - OSP Digester Gas Utilization Upgrade	SSIP Phase 1	CN	\$ 54,388	\$ 54,388	\$ 55,577	\$ 28,551	(\$1,189)	-2%	09/14/22	09/14/22	09/14/22	-
10036398 - OSP Condition Improvement Projects - Part 2	Other SSIP	PL	\$ 105,100	\$ 105,100	\$ 105,100	\$ 38	-	0%	07/06/29	07/06/29	07/06/29	-

* Exclude projects with completed construction and projects that are no longer active (i.e., deleted projects, closed projects, and projects combined with other projects)

**** Phase Status Legend**

PL	Planning	DS	Design
BA	Bid & Award	CN	Construction

Footnotes:

- (+) **CIP Approved Budget and Project Completion Date:** The budget and schedule approved as part of 10-year CIP for FY21-30.
- (++) **Current Approved Budget and Schedule:** The budget and schedule approved as part of 10-year CIP for FY21-30, plus any additional budget and schedule changes approved by the Commission as part of construction contract award.
- (+++) **Negative number is reflecting cost overrun (Schedule delay) and positive number is reflecting cost underrun (Ahead of Schedule).** Projects with a forecasted cost overrun greater than 10%, or forecasted delay of greater than 6 months or 10%, will be highlighted in grey.

6. PROJECT PERFORMANCE SUMMARY*

All costs are shown in \$1,000s as of 10/02/21

Project Name	Previous Program Group Title	Active Phase (**) (a)	‡ CIP Approved Budget (b)	‡ Current Approved Budget (c)	Current Forecasted Cost (d)	Expenditures To Date (e)	Cost Variance (f = c - d)	% Cost Changes (g = f/c) (+++)	‡ CIP Approved Completion (h)	‡ Current Approved Completion (i)	Current Forecasted Completion (j)	Schedule Variance (k = i - j)
Treatment Facilities												
North Point Facility (NPF) Improvements												
10026822 - North Shore Pump Station Wet Weather Improvements	SSIP Phase 1	CN	\$ 55,000	\$ 55,000	\$ 55,000	\$ 9,709	-	0%	12/29/23	12/29/23	12/29/23	-
Collection System												
Interceptors/ Tunnels and Odor Control												
10034718 - Large Sewer Condition Assessment and Improvements	Other SSIP	DS	\$ 96,520	\$ 96,520	\$ 114,592	\$ 5,215	(\$18,072)	-19%	12/07/26	12/07/26	12/07/26	-
10033745 - Mission Street, 16th to Cesar Chavez Streets, Brick Sewer Rehabilitation	SSIP Phase 1	CN	\$ 9,875	\$ 9,875	\$ 8,857	\$ 6,534	\$ 1,017	10%	11/22/22	11/22/22	11/30/22	(8)
10002652 - Kansas and Marin Streets Sewer Improvements	SSIP Phase 1	DS	\$ 28,380	\$ 28,380	\$ 30,000	\$ 4,059	(\$1,620)	-6%	12/29/23	12/29/23	08/30/24	(245)
10002760 - Cargo Way Sewer Box Odor Reduction	SSIP Phase 1	CN	\$ 8,743	\$ 8,743	\$ 8,743	\$ 5,357	-	0%	12/30/22	12/30/22	12/30/22	-

* Exclude projects with completed construction and projects that are no longer active (i.e., deleted projects, closed projects, and projects combined with other projects)

**** Phase Status Legend**

PL	Planning	DS	Design
BA	Bid & Award	CN	Construction

Footnotes:

- (+) **CIP Approved Budget and Project Completion Date:** The budget and schedule approved as part of 10-year CIP for FY21-30.
- (++) **Current Approved Budget and Schedule:** The budget and schedule approved as part of 10-year CIP for FY21-30, plus any additional budget and schedule changes approved by the Commission as part of construction contract award.
- (+++) **Negative number is reflecting cost overrun (Schedule delay) and positive number is reflecting cost underrun (Ahead of Schedule). Projects with a forecasted cost overrun greater than 10%, or forecasted delay of greater than 6 months or 10%, will be highlighted in grey.**

6. PROJECT PERFORMANCE SUMMARY*

All costs are shown in \$1,000s as of 10/02/21

Project Name	Previous Program Group Title	Active Phase (**) (a)	‡ CIP Approved Budget (b)	‡ Current Approved Budget (c)	Current Forecasted Cost (d)	Expenditures To Date (e)	Cost Variance (f = c - d)	% Cost Changes (g = f/c) (+++)	‡ CIP Approved Completion (h)	‡ Current Approved Completion (i)	Current Forecasted Completion (j)	Schedule Variance (k = i - j)
Collection System												
Interdepartmental Projects												
10033106 - Geary BRT Sewer Improvements Phase 2	SSIP Phase 1	PL	\$ 2,000	\$ 2,000	\$ 2,000	\$ 44	-	0%	12/29/23	12/29/23	06/30/23	182
10002664 - Van Ness BRT Sewer Improvements	SSIP Phase 1	CN	\$ 25,000	\$ 25,000	\$ 25,000	\$ 20,748	-	0%	12/30/21	12/30/21	06/30/23	(547)
10002667 - Better Market Street Sewer Improvements - Phase 1	SSIP Phase 1	DS	\$ 15,000	\$ 15,000	\$ 15,000	\$ 1,795	-	0%	09/30/24	09/30/24	10/31/28	(1,492)
10002670 - Geary BRT Sewer Improvements Phase 1	SSIP Phase 1	CN	\$ 12,900	\$ 12,900	\$ 11,324	\$ 10,618	\$ 1,576	12%	07/12/21	07/12/21	12/30/22	(536)
10002776 - Taraval Sewer Improvements	SSIP Phase 1	CN	\$ 34,693	\$ 34,693	\$ 34,500	\$ 9,539	\$ 193	1%	12/29/23	12/29/23	07/31/25	(580)
Pump Stations and Forcemain Improvements												
10002419 - Force Main Rehab at Embarcadero and Jackson Streets	SSIP Phase 1	CN	\$ 11,009	\$ 11,009	\$ 11,009	\$ 8,375	-	0%	09/29/22	09/29/22	09/29/22	-
10026828 - Mariposa Dry-Weather Pump Station & Force Main Improvements	SSIP Phase 1	CN	\$ 31,932	\$ 31,932	\$ 31,932	\$ 26,715	-	0%	12/30/22	12/30/22	12/30/22	-

* Exclude projects with completed construction and projects that are no longer active (i.e., deleted projects, closed projects, and projects combined with other projects)

**** Phase Status Legend**

PL	Planning	DS	Design
BA	Bid & Award	CN	Construction

Footnotes:

- (+) **CIP Approved Budget and Project Completion Date:** The budget and schedule approved as part of 10-year CIP for FY21-30.
- (++) **Current Approved Budget and Schedule:** The budget and schedule approved as part of 10-year CIP for FY21-30, plus any additional budget and schedule changes approved by the Commission as part of construction contract award.
- (+++) **Negative number is reflecting cost overrun (Schedule delay) and positive number is reflecting cost underrun (Ahead of Schedule). Projects with a forecasted cost overrun greater than 10%, or forecasted delay of greater than 6 months or 10%, will be highlighted in grey.**

6. PROJECT PERFORMANCE SUMMARY*

All costs are shown in \$1,000s as of 10/02/21

Project Name	Previous Program Group Title	Active Phase (**) (a)	‡ CIP Approved Budget (b)	‡ Current Approved Budget (c)	Current Forecasted Cost (d)	Expenditures To Date (e)	Cost Variance (f = c - d)	% Cost Changes (g = f/c) (+++)	‡ CIP Approved Completion (h)	‡ Current Approved Completion (i)	Current Forecasted Completion (j)	Schedule Variance (k = i - j)
Collection System												
10037251 - Seacliff No. 1 PS & FM Upgrade	Other SSIP	PL	\$ 13,062	\$ 13,062	\$ 14,682	\$ 211	(\$1,620)	-12%	12/26/29	12/26/29	12/31/26	1,091
10037246 - Seacliff No. 2 PS & FM Upgrade	Other SSIP	PL	\$ 16,836	\$ 16,836	\$ 19,315	\$ 260	(\$2,479)	-15%	09/21/29	09/21/29	01/31/28	599
10037303 - Sunnydale PS Safety Improvements	Other SSIP	PL	\$ 5,031	\$ 5,031	\$ 15,542	\$ 96	(\$10,510)	-209%	05/29/26	05/29/26	05/29/26	-
CSD and Transport/Storage Structures												
10037245 - Brannan (019) CSD Gate & Baffle Rehab	Other SSIP	PL	\$ 6,935	\$ 6,935	\$ 7,949	\$ 72	(\$1,015)	-15%	08/18/25	08/18/25	05/01/26	(256)
10037244 - Baker (009) Baffle Improvements	Other SSIP	PL	\$ 2,258	\$ 2,258	\$ 2,861	\$ 41	(\$604)	-27%	03/26/24	03/26/24	08/30/24	(157)
10002303 - Beach and Sansome Street CSD Rehabilitation	SSIP Phase 1	CN	\$ 6,000	\$ 6,000	\$ 5,600	\$ 4,750	\$ 400	7%	08/31/21	08/31/21	05/31/22	(273)
10002344 - CSD Backflow Prevention and Monitoring	SSIP Phase 1	CN	\$ 12,041	\$ 12,041	\$ 11,760	\$ 6,195	\$ 281	2%	09/30/22	09/30/22	12/30/22	(91)

* Exclude projects with completed construction and projects that are no longer active (i.e., deleted projects, closed projects, and projects combined with other projects)

**** Phase Status Legend**

PL	Planning	DS	Design
BA	Bid & Award	CN	Construction

Footnotes:

- (+) **CIP Approved Budget and Project Completion Date:** The budget and schedule approved as part of 10-year CIP for FY21-30.
- (++) **Current Approved Budget and Schedule:** The budget and schedule approved as part of 10-year CIP for FY21-30, plus any additional budget and schedule changes approved by the Commission as part of construction contract award.
- (+++) **Negative number is reflecting cost overrun (Schedule delay) and positive number is reflecting cost underrun (Ahead of Schedule). Projects with a forecasted cost overrun greater than 10%, or forecasted delay of greater than 6 months or 10%, will be highlighted in grey.**

6. PROJECT PERFORMANCE SUMMARY*

All costs are shown in \$1,000s as of 10/02/21

Project Name	Previous Program Group Title	Active Phase (**) (a)	‡ CIP Approved Budget (b)	‡ Current Approved Budget (c)	Current Forecasted Cost (d)	Expenditures To Date (e)	Cost Variance (f = c - d)	% Cost Changes (g = f/c) (+++)	‡ CIP Approved Completion (h)	‡ Current Approved Completion (i)	Current Forecasted Completion (j)	Schedule Variance (k = i - j)
Collection System (cont'd)												
Early Implementation Projects												
10026805 - Sunset Green Infrastructure	SSIP Phase 1	CN	\$ 9,027	\$ 9,027	\$ 8,738	\$ 7,641	\$ 289	3%	09/30/21	09/30/21	04/29/22	(211)
10026810 - Yosemite Green Infrastructure	SSIP Phase 1	PL	\$ 17,101	\$ 17,101	\$ 20,793	\$ 3,720	(\$3,692)	-22%	06/30/26	06/30/26	10/29/27	(486)
Watershed Stormwater Management												
10026816 - Wawona Area Stormwater Improvement Project	SSIP Phase 1	CN	\$ 45,000	\$ 45,000	\$ 38,900	\$ 3,679	\$ 6,100	14%	07/08/24	07/08/24	12/02/24	(147)
10029726 - Watershed Stormwater Management (Planning Only)	SSIP Phase 1	PL	\$ 9,000	\$ 9,000	\$ 19,000	\$ 5,126	(\$10,000)	-111%	06/30/22	06/30/22	06/30/32	(3,653)
10034553 - Green Infrastructure Grant Program (GIGP)	Other SSIP	CN	\$ 25,000	\$ 25,000	\$ 61,318	\$ 2,059	(\$36,318)	-145%	06/30/29	06/30/29	06/30/33	(1,461)
Advanced Rainfall and Operation Decision System												
10029730 - Operational Decision System Phase 2	SSIP Phase 1	CN	\$ 6,721	\$ 6,721	\$ 6,721	\$ 3,506	-	0%	09/30/25	09/30/25	09/30/25	-

* Exclude projects with completed construction and projects that are no longer active (i.e., deleted projects, closed projects, and projects combined with other projects)

** Phase Status Legend	
PL Planning	DS Design
BA Bid & Award	CN Construction

Footnotes:

- (+) **CIP Approved Budget and Project Completion Date:** The budget and schedule approved as part of 10-year CIP for FY21-30.
- (++) **Current Approved Budget and Schedule:** The budget and schedule approved as part of 10-year CIP for FY21-30, plus any additional budget and schedule changes approved by the Commission as part of construction contract award.
- (+++) **Negative number is reflecting cost overrun (Schedule delay) and positive number is reflecting cost underrun (Ahead of Schedule). Projects with a forecasted cost overrun greater than 10%, or forecasted delay of greater than 6 months or 10%, will be highlighted in grey.**

6. PROJECT PERFORMANCE SUMMARY*

All costs are shown in \$1,000s as of 10/02/21

Project Name	Previous Program Group Title	Active Phase (**) (a)	‡ CIP Approved Budget (b)	‡ Current Approved Budget (c)	Current Forecasted Cost (d)	Expenditures To Date (e)	Cost Variance (f = c - d)	% Cost Changes (g = f/c) (+++)	‡ CIP Approved Completion (h)	‡ Current Approved Completion (i)	Current Forecasted Completion (j)	Schedule Variance (k = i - j)
Collection System												
Flood Resilience Projects												
10034360 - Lower Alemany Area Stormwater Improvement Project	Other SSIP	PL	\$ 286,460	\$ 286,460	\$ 299,555	\$ 2,579	(\$13,095)	-5%	03/13/28	03/13/28	09/06/28	(177)
10026818 - Folsom Area Stormwater Improvement Project	SSIP Phase 1	DS	\$ 38,000	\$ 38,000	\$ 38,411	\$ 9,490	(\$411)	-1%	01/31/23	01/31/23	12/27/23	(330)

* Exclude projects with completed construction and projects that are no longer active (i.e., deleted projects, closed projects, and projects combined with other projects)

** Phase Status Legend	
PL Planning	DS Design
BA Bid & Award	CN Construction

Footnotes:

- (+) **CIP Approved Budget and Project Completion Date:** The budget and schedule approved as part of 10-year CIP for FY21-30.
- (++) **Current Approved Budget and Schedule:** The budget and schedule approved as part of 10-year CIP for FY21-30, plus any additional budget and schedule changes approved by the Commission as part of construction contract award.
- (+++) **Negative number is reflecting cost overrun (Schedule delay) and positive number is reflecting cost underrun (Ahead of Schedule).** Projects with a forecasted cost overrun greater than 10%, or forecasted delay of greater than 6 months or 10%, will be highlighted in grey.

I. SSIP Quarterly Report







7. PROJECT STATUS REPORT

10015796 - SEP Biosolids Digester Facilities Project

Description: Planning, engineering, and construction of the new solids processing facilities will include solids pretreatment; the thermal hydrolysis process (THP); anaerobic digestion; biosolids dewatering; biosolids product storage and loadout; biogas utilization; odor control; automated control systems; chemical facilities, and associated appurtenances and piping.

The proposed site for the BDFP facilities is adjacent to the existing SEP at 1800 Jerrold Avenue (former Central Shops) and 1801 Jerrold Avenue (former Asphalt Plant), and on portions of the existing SEP property. Construction staging areas for the BDFP include 1150 Phelps Street (SFPUC's former Greenhouses), 50 Quint Street and may be extended to Pier 94/96 SF Port properties at a later date.

The construction will be completed through a Construction Manager/General Contractor delivery approach under two distinct scopes. Scope I focus on the demolition and utility relocation of existing infrastructure at the project sites. Scope II addresses the construction of the new biosolids facilities (the remainder of the work).

Program: Biosolids Digester Facilities Project	Project Status: Construction	Environmental Status: Completed (EIR)
Project Cost:		Project Schedule:
Approved 	\$1,680.69 M	Approved Jul-11  Aug-27
Forecast 	\$2,372.62 M	Forecast Jul-11  May-29
Actual 	\$594.89 M	Project Percent Complete: 31.7%
		

Key Milestones:	Environmental Approval	Bid+ Advertisement	Construction NTP+	Construction+ Final Completion
Current Forecast	10/12/18✓	(A) N/A (B) N/A	08/26/19✓ 07/01/20✓	06/25/21✓ 05/12/28

+ The project delivery method for this project is Construction Manager/General Contractor (CM/GC). WW-647R CM/GC Construction contract consists of: (A) Scope I, and (B) Scope II

Progress and Status:

Scope I (Demolition and Utility Relocation) - Demolition of existing infrastructure and relocation of the existing utilities and sewers at the project site are complete. Scope I Substantial and Final Completion were reached on November 19, 2020 and Jun 25, 2021, respectively.

Scope II (New Biosolids Facilities - Remainder of the construction work) - Soil excavation, dewatering, shoring and installation of piles are well underway. This foundation work is anticipated for completion in February 2022. Competitive bid procurement for the new digester facilities was undertaken during this quarter. The received bid costs for the new digester facilities were below or in alignment with SFPUC bid estimates.

Issues and Challenges:

In March 2021, when two recent bids came in higher than expected, pre-construction bid procurement activities were suspended while project staff re-assessed the bid package approach. The bid







suspension was lifted in June to allow the Construction Manager/General Contractor (CM/GC) to re-start bidding procurement for the new digester facilities. In the months that followed, due to changes to the MWH-Webcor JV leadership staff and BDFP organizational structure, a more collaborative project team maximized the benefits of a CM/GC delivery approach.

Because of the positive results during digester procurement, the SFPUC is considering maintaining the existing CM/GC approach/contract with MWH-Webcor Joint Venture and proceeding with a similar bid approach for the construction of the other Biosolids Project facilities for cost, implementation and site logistics efficiencies.

Additionally, during this reporting period, an independent cost estimate was prepared considering the anticipated market conditions and schedule impacts. As a result of bid suspension in March and reassessment of the project delivery approach, the forecasted construction date was extended as shown in the above table.

10015807 - SEP New Headworks (Grit) Replacement

Description: The new 250 MGD headworks consists of major components / facilities as follows: New Influent Junction Structure and Influent Monitoring; New Primary Influent Distribution Structure; New Bar Screens, Washer-Compactors and Screenings Handling Facility; New Grit Basins, Grit Washers and Grit Handling Facility; A new Odor Control Facility, consisting of a two-stage system with bioscrubbers followed by carbon adsorption; Two new primary substation; Electrical, Instrumentation and Control Rooms/Building; Demolition of both existing Headworks Facilities (SEP-011 and SEP-012); Rehabilitation of the existing Southeast Lift Station; Upgrades to the Bruce Flynn Pump Station.

Program: New Headworks (Grit) Replacement	Project Status: Construction	Environmental Status: Completed (MND)
Project Cost:		Project Schedule:
Approved 	\$618.83 M	Approved Mar-13  Sep-24
Forecast 	\$679.03 M	Forecast Mar-13  Sep-24
Actual 	\$280.06 M	Project Percent Complete: 50.2%
		

Key Milestones:	Environmental Approval	Bid+ Advertisement	Construction NTP+	Construction+ Final Completion
Current Forecast	05/31/17✓	(A) N/A (B) N/A (C) N/A (D) TBD	11/15/17✓ 12/17/18✓ 07/22/19✓ 04/23/24	05/01/20✓ 11/14/20✓ 02/29/24 09/30/24

+The project delivery method for this project is Construction Manager/General Contractor (CM/GC). (A, B, C) WW-628 CM/GC Construction which consist of: (A) Scope I; (B) Scope II.A; and (C) Scope III (D) Demolition Contract - not yet awarded

Progress and Status:

Scope I (Site Preparation) - Complete
 Scope II.A (BFS Improvements) - Complete
 Scope III (Main Headworks) - Completed SEP-008 Influent Pumping Rehabilitation and Revised Odor Control Facility 100% design package; and began the development of the corresponding bid packages. Completed installation of SEP-008 east walls in the former SEP-011 dry pit. Completed installation of 2nd temporary tower crane. Continued demolition of remaining SEP-011 structure, and completed demolition of SS1A/1B and Rankin St wall. Continued civil/structural work at primary influent distribution area and grit tank/handling area and IJA/fine screen area/electrical building. Continued installation of substructure drains and yard piping. Completed Trench C and C slabs and walls, started installation of pipe/conduit supports. Completed demolition of former SEP030 maintenance structure to clear area for relocated odor control facility. Issuance of temporary Southeast Lift Station bypass Work Release Request.



Hydraulic Channels and portion of Grit Tank Area Structure







Issues and Challenges:

The forecast project cost has increased due to an approximate 12% escalation factor for Scope III bid packages issued since the start of the COVID-19 pandemic. Furthermore, market conditions and design developments related to the SEP-008 Influent Pumping Rehabilitation and revised Odor Control Facility 100% design package have contributed to the forecast project cost increase as well.

I. SSIP Quarterly Report

10015809 - SEP Facility-wide Distributed Control System Upgrade

Description: This project addresses distributed control system (DCS) upgrades within the Southeast Pollution Control Plant (SEP), Oceanside Pollution Control Plant (OSP), North Point Wet Weather Facility (NPF), Channel Pump Station (CHS), Westside Pump Station (WSS), and Bruce Flynn Pump Station (BFS). Under this project, OSP, NPF, and WSS DCS upgrades include planning/design only to ensure system-wide consistency. Both hardware and software upgrades integrating field instrumentation, control devices, communications hardware, processing hardware, interface hardware, and associated software packages into a unified system are required to provide real-time, system-wide monitoring and control. Coordination of monitoring parameters in various systems to reflect geo-spatial relationships will also be required to maintain compatibility and consistency of the input data used for process control.

Program: Southeast Plant (SEP) Improvements	Project Status: Design	Environmental Status: Not Applicable
Project Cost:		Project Schedule:
Approved 	\$62.99 M	Approved Feb-14  Aug-27
Forecast 	\$62.99 M	Forecast Feb-14  Dec-27
Actual 	\$12.48 M	Project Percent Complete: 26.2%
		

Key Milestones:	Environmental** Approval	Bid+ Advertisement	Construction NTP+	Construction+ Final Completion
Current Forecast	See Note	See Note+	12/31/18✓	06/30/27

+ The project delivery method for this project is Progressive Design-Build with pre-design/design components. Construction NTP represents start of fabrication/manufacturing.

** BEM has determined upgrades to the DCS Controls involves primarily computer hardware and software which do not fall within the definition of a "project" under CEQA because there would be no physical change in the environment.

Progress and Status:

Planning and scoping activities to replace/upgrade the existing DCS at Oceanside facilities are ongoing. DCS manufacturing activities for Northshore facilities were initiated. Meanwhile, design and coordination activities progressed for the DCS project at Southeast. Various project stakeholder check-in meetings were also conducted.

Issues and Challenges:







Project & phase level variances are due to interdependencies with other SSIP projects' progress at SEP.



Updated Bruce Flynn Pump Station Control Room

10015810 - SEP Seismic Reliability and Condition Assessment Improvements

Description: As part of the condition assessment effort, numerous seismic, conditional and operational issues associated with the existing facilities will require remedial attention before other program projects are completed. This project represents immediate improvements to the existing facilities at SEP identified as part of the condition assessment effort that are not specifically included as part of another near-term SSIP Phase 1 project. This project includes items for rehabilitation such as concrete spalling repair and seismic retrofit of priority process buildings. Seismic retrofit and structural repairs to the Sedimentation Building and channel structures (SEP 530 Contact Channel, SEP 540 Effluent Control Structure, 6' reinforced concrete pipe from SEP 540 to Booster Pump Station, Conduits C/D/E, SEP 525 Box Channel, and 9' reinforced concrete pipe to Junction Structure #5) will be completed.

Program: Southeast Plant (SEP) Improvements	Project Status: Construction	Environmental Status: Completed (CatEx)
Project Cost:		Project Schedule:
Approved 	\$44.15 M	Approved Jun-13  Sep-22
Forecast 	\$44.15 M	Forecast Jun-13  Sep-22
Actual 	\$32.14 M	Project Percent Complete: 75.5%
		

Key Milestones:	Environmental Approval	Bid+ Advertisement	Construction NTP+	Construction+ Final Completion
Current Forecast	03/25/16✓	(A) 07/01/17✓ (B) 03/04/19✓	09/04/18✓ 09/09/19✓	05/01/20✓ 03/08/22

Project includes multiple construction contracts.

(A) Southeast Water Pollution Control Plant New Headworks Facility – Scope 1 (North side, WW-628)

(B) Seismic Reliability and Condition Assessment Improvements (WW-665)

Progress and Status:

At SEP 042 (Primary Sedimentation), installation of scum drum screen/compactor and associated conduit, piping, electrical connections are complete. Scum pumps, drum screen and compactor have been tested, commissioned and are operational.

Construction work for JOC 76R-12 (W3 Water Strainer Backwash Flow) has started.

Issues and Challenges:

None at this time.









Drum Screen Wire Installation

I. SSIP Quarterly Report

10002284 - SEP Power Feed and Primary Switchgear Upgrades

Description: The project is intended to address the deficiency of the existing medium voltage power distribution system (MV PDS), obtain a second redundant power feed from PG&E to upgrade the treatment plant with redundant electrical feeds, construct a new main switchgear sized to provide adequate power to new facilities, replace aging unit substations, and integrate the electric services of the nearby pump stations to the SEP medium voltage network. The project consists of installing a new redundant PG&E service, upgrading the existing Hunters Point feed to 12 MW, upgrading the main switchgear, and replacing fifteen aging existing primary unit substations at SEP. Additionally, it involves integration of Bruce Flynn Station and Booster Pump Station to SEP MV PDS, enhanced Energy Monitoring and Management System (EMMS), coordination with other SEP projects (particularly BDFP) to plan the need for emergency generators for critical processes, and construction of a new duct bank from the main switchgear to an electrical manhole.

Program: Southeast Plant (SEP) Improvements	Project Status: Construction	Environmental Status: Completed (CatEx)
Project Cost:		Project Schedule:
Approved 	\$95.88 M	Approved Jun-14  Jun-24
Forecast 	\$95.88 M	Forecast Jun-14  Aug-24
Actual 	\$22.78 M	Project Percent Complete: 19.0%
		

Key Milestones:	Environmental Approval	Bid+ Advertisement	Construction NTP	Construction Final Completion
Current Forecast	02/22/18✓	03/05/19✓ - 02/20/20 ✓	10/05/20✓	02/23/24

Contract WW-662 was originally advertised in March 2019 and was re-advertised in February 2020.

Progress and Status:

Project team continues to review submittals and RFIs from the contractor. Contractor completed the forming and pouring of the concrete walls up to 31 feet and 6 inches for the new Primary Switchgear Building SEP 032. Contractor also continues to install the electrical conduit at the nearby Bruce Flynn pump station. Contractor also initiated data collection at unit substations as part of the short circuit coordination study. Data collection was completed on September 29, 2021 and the study submittal will follow.

Issues and Challenges:






Due to site accessibility issue during construction, a change order was issued to extend the final construction date. By issuance of a time extension change order, the construction final completion was revised to Feb 24, 2024.



Concrete pour at new Primary Switchgear Building SEP 032

10037353 - SEP 550 Booster PS Condition Inspection & Interim

Description: This project includes condition assessment of the influent channel and wet wells (confined space entry), as well as a budget allowance to perform concrete rehab to two wet wells and minor repairs to the influent channel. A firmer estimate to complete the repairs will depend on the results of the inspection. To inspect the influent channel, work must occur during dry weather and the plant must either be shut down or treated effluent diverted to Quint Street Outfall (QSO). Shutdowns may last up to 8 hours, and coordination/approval is needed with the Regional Water Quality Board to allow diversion through QSO. Mechanical equipment rehab is also included as part of the interim improvements. These include: Replace sump pumps; Replace water heater; Replace air relief valves; Replace (3) booster pumps (#1, 2 & 4); Replace all Variable Frequency Drives (VFD). This project also includes moving bioassay to Booster Pump Station.

Program: Southeast Plant (SEP) Improvements	Project Status: Planning	Environmental Status: Not Initiated
Project Cost:		Project Schedule:
Approved 	\$9.89 M	Approved Jan-21  Jun-26
Forecast 	\$20.30 M	Forecast Jan-21  Feb-27
Actual	\$0.09 M	Project Percent Complete: 2.8%
		

Key Milestones:	Environmental Approval	Bid Advertisement	Construction NTP	Construction Final Completion
Current Forecast	TBD	02/28/24	09/03/24	08/20/26

Progress and Status:

Project team continued meeting with WWE. Project team worked on planning field visit during plant shutdown. Project team asked consultant to submit proposal to perform mechanical testing and assessment of the existing pumps.

Issues and Challenges:

Due to escalation and scope addition, project team is forecasting cost and schedule increase. As also stated previously, bid advertisement and construction NTP dates have been delayed to be more realistic. Due to resource limitations, it is taking longer than anticipated to initiate the project.









Main Pump Being Evaluated

I. SSIP Quarterly Report

10037330 - Primary Treatment (SEP 040/041) H&S Improvements

Description: This project involves demolition of the building superstructure at South East Plant (SEP) 040/041 and replacement of all remaining deteriorated items. To control odors, the sedimentation tanks would be covered in a similar fashion to the covers on the sedimentation tanks at SEP 042. Ventilation of the covered tanks would be required to protect concrete surfaces from deterioration, and an odor control unit would be required to treat foul air from the covered tanks.

Program: Southeast Plant (SEP) Improvements		Project Status: Planning		Environmental Status: Not Initiated	
Project Cost:			Project Schedule:		
Approved		\$27.38 M	Approved Jan-21		Sep-26
Forecast		\$27.38 M	Forecast Jan-21		Sep-26
Actual		\$0.44 M	Project Percent Complete: 3.7%		
					
Key Milestones:	Environmental Approval	Bid Advertisement	Construction NTP	Construction Final Completion	
Current Forecast	07/28/23	08/29/23	01/30/24	03/31/26	

Progress and Status:

The project team held the AAR/CER kickoff meeting with WWE held on 7/30/2021 and AAR/CER workshop No. 1 on 8/20/2021. Project team continues to evaluate selective demolition techniques that will minimize constructability risks and costs.

Issues and Challenges:

None at this time.



Existing SEP-041 wet-weather primary sedimentation building.






10037331 - Maintenance Building (SEP 940) Interim Improvement

Description: Building 940 is a critical interim project for South East Plant (SEP). This is an interim project while the longterm vision and improvements under the SEP Campus Plan is being developed.

Currently these crews are shoehorned into facilities not designed for the maintenance of electronic equipment. A new robust shop area is essential to be able to maintain reliable treatment facilities. The new maintenance shops included under Biosolids Digester Facilities Project (BDFP) do not address these crews.

The following improvements form the basis of this project:

- Space will be modified to include interim Electrical and Instrumentation and Controls (I&C) shop areas.
- HVAC Improvements including evaluation (and installation as-needed) of wet grinder filtration system, condensing unit, and welding exhaust system)
- H&S Improvements (emergency lights, signs, trip hazards, safe roof access)

Program: Southeast Plant (SEP) Improvements	Project Status: Planning	Environmental Status: Not Initiated
Project Cost:		Project Schedule:
Approved 	\$21.58 M	Approved Jan-21  Jul-26
Forecast 	\$40.65 M	Forecast Jan-21  Sep-28
Actual	\$0.03 M	Project Percent Complete: 0.0%
		

Key Milestones:	Environmental Approval	Bid Advertisement	Construction NTP	Construction Final Completion
Current Forecast	04/12/23	01/10/25	06/12/25	03/15/28

Progress and Status:

Project team continues to work on Needs Assessment Report. Project team continued meeting with WWE.

Issues and Challenges:

Due to escalation and scope addition, project team is forecasting cost and schedule increase.









Inside of Bldg SEP 940

I. SSIP Quarterly Report

10029736 - Westside Pump Station Reliability Improvements

Description: The project consists of screenings improvements including, replacement of existing bar screens, and addition of screening washing and compaction systems. The project also includes replacement of existing wet-weather pumps to provide pump redundancy. The construction would take place within the existing structure and includes four new submersible pumps and 200 linear feet (LF) of discharge force main. Other improvements under this project include increasing the power feeder capacity at WSS to account for additional wet weather pumping capacity and provide a reliable redundant power source from PG&E, and replacement of the existing odor control units at the WSS with dilution ventilation fans and ducting.

Program: Oceanside Plant (OSP) Improvements	Project Status: Construction	Environmental Status: Completed (CatEx)
Project Cost:		Project Schedule:
Approved 	\$87.80 M	Approved Jun-13  Dec-24
Forecast 	\$89.30 M	Forecast Jun-13  Dec-24
Actual 	\$20.31 M	Project Percent Complete: 24.6%
		

Key Milestones:	Environmental** Approval	Bid+ Advertisement	Construction NTP+	Construction+ Final Completion
Current Forecast	(A) 06/13/13✓ (B) 04/20/17✓	05/06/14✓ 09/08/20✓	10/15/14✓ 04/19/21✓	03/27/17✓ 02/02/24

+ Project includes multiple construction contracts.

(A) WW-572R Westside Pump Station Discharge Pipe Manifold Upgrade; (B) WW-645 Westside Pump Station Reliability Improvements

** The Environmental Approval for Contract A - Westside Pump Station Discharge Pipe Manifold Upgrade was achieved in Project CWWRNRTF47. The Environmental Approval for Contract B - Westside Pump Station Reliability Improvements is shown in the above table.

Progress and Status:

(A) Construction Contract WW-572R WSS Discharge Pipe Manifold Upgrade contract closeout has been completed.

(B) WW-645R Westside Pump Station Reliability Improvements temporary construction staging areas real estate license agreement (4-year term) on properties occupied by the SF Zoo was approved by SFPUC Commission in September 2021. The Contractor established the project perimeter fencing and installed traffic control measures detouring traffic along Great Highway and Sloat Boulevard from the work area. The Contractor has performed site demolition activities to prepare the site for the new electrical building.

Issues and Challenges:

At the instruction of the SFPUC Power Enterprise, the project staff has resubmitted power service application to PG&E in August 2021 and awaits PG&E review response.







The cost variance is due to the rent associated with real estate license agreement with San Francisco Zoo for project staging area.



The Contractor removed existing landscape planters and cleared the site to accept the new construction of the electrical building. As of September 2021, the Contractor began installing shoring necessary to construct the concrete retaining wall on East side of the site.

10029737 - OSP Digester Gas Utilization Upgrade

Description: In this project, the gas storage vessel and digester gas conditioning equipment will be replaced. The existing cogeneration Internal-Combustion units (IC engines) and controls will also be replaced. Other improvements include providing an ancillary exhaust gas conditioning and heat exchanger systems to comply with regulatory air board requirements. Improved reliability and redundancy of hot water and electrical energy production systems, as well as, ventilation upgrades will maximize process efficiency within the energy recovery building. The electrical gear at Sub-Station No. 5 will be replaced to provide parallel electrical gear and power system reliability. A 500 kw standby diesel generator and diesel fuel storage system will also be provided for electrical redundancy of critical plant electrical loads.

Program: Oceanside Plant (OSP) Improvements	Project Status: Construction	Environmental Status: Completed (CatEx)
Project Cost:		Project Schedule:
Approved 	\$54.39 M	Approved Oct-13  Sep-22
Forecast 	\$55.58 M	Forecast Oct-13  Sep-22
Actual 	\$28.55 M	Project Percent Complete: 78.4%
		

Key Milestones:	Environmental+ Approval	Bid+ Advertisement	Construction NTP+	Construction+ Final Completion
Current Forecast	06/14/17✓	04/25/18✓	11/26/18✓	03/17/22

+ The key milestone dates reflect the main construction contract for this project (WW-639 Oceanside Water Pollution Control Plant Digester Gas Utilization Upgrade)

Progress and Status:

On-going construction activities include yard utility pipe installation, HVAC, process utility plumbing, and electrical installation at Buildings 800, 820, and 821. During this reporting period, the Contractor is focused on installing the new permanent hot water loop system and erection of the new 741 digester gas holder assembly. The project team obtained the Bay Area Air Quality Management District (BAAQMD) Authority To Construct (ATC) conditional permit in July 2021. The Contractor continues prepare key electrical submittals with site specific electrical data and coordination with PG&E remains on-going. The project team targets PG&E power shutdown in October 2021 to gather project electrical information.

Issues and Challenges:

The project team continues to coordinate with PG&E in order to comply with electrical inter-connection agreement requirements to obtain necessary permits.








As of September 2021, the Contractor prepared a temporary enclosure on site, surface prepared and coated the new 741 digester gas holder roof assembly.

I. SSIP Quarterly Report

10036398 - OSP Condition Improvement Projects - Part 2

Description: The OSP Condition Assessment Repairs project will include major improvements to the plant, aimed to address the reliability of existing assets that have deteriorated over the years. This project includes planning, design and environmental review of improvements to address the age, deterioration and reliability of existing assets at OSP that are not specifically included in the other SSIP projects. This project includes rehabilitation of building structures, rehabilitation or replacement of mechanical and electrical equipment, and seismic retrofit of process tanks and buildings. Improvements focus on maintaining operational reliability and extending the service life of buildings that are required to remain in operation for 30 years or more.

Program: Oceanside Plant (OSP) Improvements	Project Status: Planning	Environmental Status: Not Initiated
Project Cost:		Project Schedule:
Approved  \$105.10 M	Approved Jan-21  Jul-29	
Forecast  \$105.10 M	Forecast Jan-21  Jul-29	
Actual \$0.04 M	Project Percent Complete: 0.4%	
		

Key Milestones:	Environmental Approval	Bid Advertisement	Construction NTP	Construction Final Completion
Current Forecast	03/06/26	(A) 04/10/23 (B) 01/31/24 (C) 07/30/24 (D) 08/03/26	09/05/23 07/01/24 01/06/25 01/04/27	06/27/25 07/01/26 01/06/27 12/29/28

Progress and Status:

WWE engineering has assembled contract documents to replace four (4) Uninterruptable Power Supply (UPS) systems. The equipment purchase order is targeted for October 2021, and project submittals expected in November 2021.

Additionally, the project will fund the Construction Phase of Contract WW-648 Oceanside Water Pollution Control Plant Building 042 Primary Clarifier Improvements. The contract advertised in September and targets bid opening in October 2021.

Issues and Challenges:







None at this time.



OSP Site Aerial Photo

10026822 - North Shore Pump Station Wet Weather Improvements

Description: The purpose-of this project is to provide redundant effluent pumping capacity at North Shore Pump Station (NSS) during wet weather. This project will replace existing four (4) dry weather pumps with larger capacity units so that 3 of the 4 pumps are capable of pumping 75 MGD during wet weather. The project also includes upgrades to the motor control centers (MCCs) and distributed control system (DCS). The implementation of this project will ensure reliable and efficient operation in keeping with the LOS and maintain regulatory compliance.

Program: North Point Facility (NPF) Improvements	Project Status: Construction	Environmental Status: Completed (CatEx)
Project Cost:		Project Schedule:
Approved  \$55.00 M	Approved Aug-13  Dec-23	
Forecast  \$55.00 M	Forecast Aug-13  Dec-23	
Actual  \$9.71 M	Project Percent Complete: 19.0%	
		

Key Milestones:	Environmental Approval	Bid Advertisement	Construction NTP	Construction Final Completion
Current Forecast	10/13/17✓	06/14/19✓ - 10/08/20 ✓	04/19/21✓	05/08/23

Progress and Status:

Major mechanical (pumps/screens) submittals and RFI's review on-going. Contractor initiated mobilization. City and Contractor field offices delivered and installed outside NPF 010 (NPF south side). Notice-to-Proceed for SEP 930 DCS scope of work issued on 6/30/2021.

Issues and Challenges:

None at this time.









Removal of existing Odor Control Unit (OCU)

I. SSIP Quarterly Report

10034718 - Large Sewer Condition Assessment and Improvements

Description: This is a collection of sewer improvement projects that will rehabilitate and/or replace Large Diameter Sewers (sewers greater than 36-inches in diameter or equivalent diameter) that has been prioritized using Collection System Asset Management Program (CSAMP) data with the highest risk level for failure. These set of projects (or subprojects) were identified from the efforts of SSIP Phase 1 projects, CWWSIPCSSR02 - Collection System Condition Assessment.

Included is one subproject to construct an intertie to convey combined sewage between the existing 66-inch diameter Channel Force Main to the Islais Creek Transport/Storage Box.

Program: Interceptors / Tunnels and Odor Control	Project Status: Design	Environmental Status: Active (Various)
Project Cost:		Project Schedule:
Approved  \$96.52 M	Approved Aug-19  Dec-26	
Forecast  \$114.59 M	Forecast Aug-19  Dec-26	
Actual  \$5.21 M	Project Percent Complete: 7.2%	
		

Key Milestones:	Environmental+ Approval	Bid+ Advertisement	Construction NTP+	Construction+ Final Completion
Current Forecast	(A) 03/25/22	06/09/22	11/07/22	05/30/25
	(B) 08/06/20✓	01/19/21✓	08/30/21✓	09/23/22
	(C) 08/11/21✓	04/05/22	08/24/22	03/04/24
	(D) 03/23/21✓	06/07/22	11/08/22	01/22/24
	(E) 05/11/22	06/14/22	11/01/22	12/26/23
	(F) 08/15/22	08/25/22	02/06/23	03/06/24
	(G) 06/22/21✓	N/A*	01/12/22	06/10/24
	(H) 04/19/23	05/19/23	10/19/23	11/22/24
	(I & J) TBD	TBD	N/A**	N/A**

+For a complete list of each contract please refer to the Project Description in the Appendices.

*SF Public Works is the project lead and contracting authority.

**Construction Phase for subprojects (I) and (J) will be funded through the Collection Systems R&R Program.

Progress and Status:

Subproject (A): Project team is proceeding towards 65% design. Construction final completion date is extended to include material procurement duration.

Subproject (B): Construction NTP was issued on Aug 30, 2021. Milestone dates are earlier than previous reported to reflect actual dates and reduced construction duration.

Subproject (C): Project team is proceeding towards 65% design. Final completion milestone date is extended to reflect time needed for coordination with other projects and due to utility conflicts.

Subproject (D): Project team is proceeding towards 95% design. Coordination with nearby projects and efforts to resolving utility conflicts have delayed the design and related milestones.

Subproject (E): Project team is proceeding towards 65% design.

Subproject (F): Project team is proceeding towards 35% design.

Subproject (G): Work is included in a Public Work's led-contract, which received bids on Sept 15, 2021.

Subproject (H): Planning phase was initiated, and the project team is proceeding towards Draft CER.

Subprojects (I) and (J): These subprojects have not been initiated.







Issues and Challenges:

The project budget is increased to fund or partially fund three new subprojects (H) East SOMA, (I) Hayes Valley and (J) West SOMA Sewer Improvements. The overall schedule is maintained, as the new subprojects would be completed within the overall project duration.

10033745 - Mission Street, 16th to Cesar Chavez Streets, Brick Sewer Rehabilitation

Description: Based on the outcome from SSIP Project CWWSIPCSSR02, Collection System Assessment, "Mission Street, 16th to Cesar Chavez, Brick Sewer Rehabilitation" (Mission BSR), and "New Montgomery Brick Sewer Rehabilitation" (NM BSR) projects were identified. The planning work for Mission BSR was completed with CWWSIPCSSR02, and the planning work for NM BSR was completed in this project. The remaining project phases for Mission BSR are included in this project. Other large-diameter sewer improvement projects will be implemented with other capital projects, such as Project No. 10034718.

The purpose of this proposed project is to rehabilitate the certain existing main sewers located on Mission Street (between 16th and Cesar Chavez Streets). This proposed project includes design, right-of-way, environmental, bid and award, construction and closeout phases to rehabilitate approximately 5,000 linear-feet of the large-diameter sewers, located on Mission Street, between 16th and Cesar Chavez Streets, utilizing trenchless rehabilitation methods (cured-in-place liner, spray-mortaring or slip-lining).

Program: Interceptors / Tunnels and Odor Control	Project Status: Construction	Environmental Status: Completed (StatEx)
Project Cost:		Project Schedule:
Approved 	\$9.87 M	Approved Jul-18  Nov-22
Forecast 	\$8.86 M	Forecast Jul-18  Nov-22
Actual 	\$6.53 M	Project Percent Complete: 76.0%
		

Key Milestones:	Environmental Approval	Bid Advertisement	Construction NTP	Construction Final Completion
Current Forecast	12/02/19✓	05/14/20✓	11/30/20✓	01/12/22

Progress and Status:

During this quarter, contract WW-703, Mission, 16th to Cesar Chavez Streets, Brick Sewer Rehabilitation, completed the cured-in-placed lining process for the existing large sewer. The contractor began the relocation of Emergency Firefighting Water System at the intersection of 20th and Mission Streets.

Issues and Challenges:

The construction final completion date is forecasted to be delayed due to unforeseen site condition and the delay in long lead items because of the pandemic. The project team is working with the contractor to minimize potential impacts to the schedule but the overall project schedule is being met.









AWSS Construction at the intersection of 20th and Mission Streets

I. SSIP Quarterly Report

10002652 - Kansas and Marin Streets Sewer Improvements

Description: The purpose of the Kansas and Marin Streets Sewer Improvements is to address the SSIP Level of Service (LOS) goals of managing stormwater from a statistically derived storm lasting 3-hours, with a total of 1.3-inches of rainfall and defined peak rainfall intensity (5-year 3-hour, LOS storm). The proposed project includes planning, environmental review, right-of-way, design, construction and closeout phases and assumes the following scope of work: Approximately 900 linear feet of 8-foot diameter tunnel installed using micro-tunnel boring machine (MTBM) construction method through SFPW's Maintenance Yard; Two new reinforced concrete junction structures (including angled access manhole structures) to connect with the existing sewers, and design and construct surface restoration improvements associated with project completion.

Program: Interceptors / Tunnels and Odor Control	Project Status: Design	Environmental Status: Completed (CatEx)**
Project Cost:		Project Schedule:
Approved 	\$28.38 M	Approved Jun-13  Dec-23
Forecast 	\$30.00 M	Forecast Jun-13  Aug-24
Actual 	\$4.06 M	Project Percent Complete: 15.5%
		

Key Milestones:	Environmental** Approval	Bid Advertisement	Construction NTP	Construction Final Completion
Current Forecast	07/23/19✓	N/A	11/23/22	03/05/24

**Environmental approval (CatEx) was previously obtained for a sewer alignment located under private property, but project team was unsuccessful in negotiating the easement. In 2016, the project was re-baselined with a new sewer tunnel alignment, which is the Revised Project that is reflected in the current CEQA (CatEx) document.

Progress and Status:

During this quarter, the project team executed the Memorandum of Agreement (MOA) with Public Works to allow for the tunnel through their operations yard at 2323 Cesar Chavez Street, including mitigations for a future garage structure on top of the tunnel alignment and parking replacement during construction. Also, the project team completed the DB-131 Request for Qualifications (RFQ) advertisement for the design-build contract to complete the design and construction for the Kansas Marin project.

Issues and Challenges:







The RFQ package experienced significant delays as it took longer than anticipated due to resource issues and the complexity of the design-build contract, these delays have delayed the overall schedule because this RFQ advertisement is currently on the critical path. Based on the ongoing resource issues, the project team is also forecasting a longer schedule for the RFP advertisement and has added additional time for project closeout. The project is also forecasting an increase in cost due to higher construction cost escalation rates, which have increased overall construction costs.



Kansas and Marin Micro-Tunnel Boring Machine Receiving Area

10002760 - Cargo Way Sewer Box Odor Reduction

Description: This project will install a new flush line to convey effluent flows from the existing Booster Pump Station to an existing sewer located on Cargo Way. The scope of work includes: Installation of approximately 4,000 LF of new HDPE pipe; Installation of backflow preventer at the flush line discharge; Utility coordination and relocation to make room for the flush line; Obtain CEQA approval (CatEx) and other necessary permits (such as Maher and BCDC) to implement the project; Establish MOU and agreements with SFMTA and SF Port; and Conduct public outreach to the community, including SF Port and its stakeholder.

Program: Interceptors / Tunnels and Odor Control	Project Status: Construction	Environmental Status: Completed (CatEx)
Project Cost:		Project Schedule:
Approved  \$8.74 M	Approved Apr-15  Dec-22	
Forecast  \$8.74 M	Forecast Apr-15  Dec-22	
Actual  \$5.36 M	Project Percent Complete: 65.4%	
		

Key Milestones:	Environmental Approval	Bid Advertisement	Construction NTP	Construction Final Completion
Current Forecast	07/23/19✓	11/18/19✓	07/14/20✓	12/13/21

Progress and Status:

During this quarter, construction continues for Contract WW-696, Cargo Way Flushline, and piping installation work within an existing structure and on Cargo Way was completed, which is only permitted during the dry weather season. The team continues to coordinate with other contract work within the vicinity for final paving and remaining contract work will continue within the Islais Creek Booster Pump Station. During construction on Cargo Way, soil and groundwater contamination were encountered, and additional time was needed for handling and disposal. In addition, a custom-made valve for the connection at the Islais Creek Booster Pump Station is taking longer for delivery. Updates will be provided in future reports.



Excavation and laying HDPE flush line pipe at Cargo and Mandel St

Issues and Challenges:







None at this time.

I. SSIP Quarterly Report

10033106 - Geary BRT Sewer Improvements Phase 2

Description: SFMTA is implementing the Geary Bus Rapid Transit (BRT) Program and SFPUC will be a partner to replace/upgrade sewers along the Geary Corridor. Any sewer work required, whether it is sewer relocation, sewer rehabilitation or sewer replacement, will be undertaken as part of SFMTA's project.

SFPW has started the pre-planning effort in determining sewers that may need replacement due to age and/or condition. Approximately 2.2 miles of sewers on this Geary corridor, from Stanyan Street to 34th Avenue (Phase 2 of the BRT Program), and on nearby cross streets, have been identified as possibly needing replacement. The weighted average age of these sewers is 74 years.

Program: Interdepartmental Projects	Project Status: Planning	Environmental Status: Not Initiated
Project Cost:		Project Schedule:
Approved 	\$2.00 M	Approved Mar-18  Dec-23
Forecast 	\$2.00 M	Forecast Mar-18  Jun-23
Actual 	\$0.04 M	Project Percent Complete: 2.2%
		

Key Milestones:	Environmental** Approval	Bid+ Advertisement	Construction NTP+	Construction+ Final Completion
Current Forecast	01/05/23	N/A	N/A	N/A

+ All construction related activities will be completed under Phase 2 of SSIP.

** SFMTA is the project lead. The San Francisco County Transportation Authority (SFCTA) prepared the CEQA approval, except for the sewer and water scopes, which will be completed separately by SFPUC.

Progress and Status:







SFMTA has informed SFPUC that they will restart the design effort for Phase 2 in 2022. SFPUC Management has agreed to implement a separate utility contract in advance of SFMTA's surface contract. Thus, this design project will finally initiate in early 2022. Because the design scope/schedule have yet to be finalized, the P6 budget/schedule will not be updated until next quarter.

Issues and Challenges:

The project completion is showing a six month early completion in consideration that Design will start early 2022.

10002664 - Van Ness BRT Sewer Improvements

Description: The scope of sewer work includes the following: Construct approximately 20,000 LF of 12-inch to 54-inch diameter VCP and RCP sewers or HDPE sewers in steel casing between Mission Street and Lombard Street for a twin sewerage system along the entire corridor; Construct 187 concrete manholes along the new sewer alignment; Repair, replace, or construct approximately 2,215 LF of 6-inch or 8-inch side sewers and connect to the newly constructed main sewer; Construct 80 new concrete catch basins to ensure proper overland flow drainage around the proposed platforms and bulb-outs; Install 121 new cast iron water traps for existing catch basins to remain where connections to new main sewers are necessary; Construct approximately 2,200 LF of 10-inch diameter VCP culverts for new catch basins; Inspect newly constructed main sewers, side sewers and culverts by closed-circuit television (CCTV); Plug and fill to abandon approximately 1,800 LF of existing sewers where sewers are to be relocated.

Program: Interdepartmental Projects	Project Status: Construction	Environmental Status: Completed (EIR)
Project Cost:		Project Schedule:
Approved 	\$25.00 M	Approved Oct-13  Dec-21
Forecast 	\$25.00 M	Forecast Oct-13  Jun-23
Actual 	\$20.75 M	Project Percent Complete: 77.7%
		

Key Milestones:	Environmental** Approval	Bid Advertisement	Construction NTP***	Construction Final Completion
Current Forecast	See Note	N/A	01/16/18✓	06/30/22

** The San Francisco County Transportation Authority (SFCTA) and the Federal Transit Administration (FTA) completed an EIR/EIS for the Van Ness BRT project (NOD filed on September 13, 2013). SFMTA is the project lead and contracting authority. SFCTA prepared an EIR for CEQA approval, which includes the SFPUC funded sewer improvement.

*** CMGC contract was awarded by SFMTA and NTP was given to Walsh Construction on October 27, 2016. NTP for the sewer work was obtained on January 16, 2018.

Progress and Status:

Contractor had completed all sewer scope. However, the green infrastructure work is on-going. SFMTA is now targeting Substantial Completion of all remaining scopes by December 2021. Final Completion is likely to be mid-2022.

Claim negotiations, related to schedule delays and differing site conditions, continue between SFMTA and the Contractor. Final resolution of claims has impacted the FC milestone and will likely impact the project budget.

Issues and Challenges:

The project completion has been extended due to the contract's SC/FC delays. Claim negotiations, as noted above, are a concern.









Sewer construction along Van Ness

I. SSIP Quarterly Report

10002667 - Better Market Street Sewer Improvements - Phase 1

Description: In line with SSIP’s strategy to work with other City and County agencies on projects they initiated to protect value and function of wastewater facilities, SFPUC partnered with SFMTA and SFPW in the Better Market Street (BMS) State of Good Repair Program. This interdepartmental project will replace aging. The SSIP will participate in this Program with the replacement of most of the sewers in Market Street, many of which are made of bricks and are over 100 years old in Market Street.

This project will consist of three blocks project on Market Street between 5th Street and 8th Street.

Program: Interdepartmental Projects	Project Status: Design	Environmental Status: Completed (EIR)
Project Cost:		Project Schedule:
Approved 	\$15.00 M	Approved Jan-14  Sep-24
Forecast 	\$15.00 M	Forecast Jan-14  Oct-28
Actual 	\$1.80 M	Project Percent Complete: 15.9%
		

Key Milestones:	Environmental** Approval	Bid Advertisement	Construction NTP	Construction Final Completion
Current Forecast	10/18/19✓	01/15/25	08/04/25	02/26/27

** SFPW is the project lead and contracting authority. They have received CEQA approval in 12/19, including SFPUC funded sewer improvements.

Progress and Status:

The Phase 1 contract with full utility scopes has been aborted per SFMTA/SFPW Directors’ decision. A 1st Contract without any utility scope was repackaged for advertisement. The utility work (including SFPUC’s Sewer and Water scopes) will be incorporated into a 2nd Contract to be issued in 3-4 years. The design/advertisement delays had a ripple effect on the NTP and FC milestones.

Issues and Challenges:

Funding and construction scheduling issues are being addressed by SFMTA/SFPW. For now, the project schedule has shifted to show the delay to Contract 2.









Better Market Street – Rendering of proposed project

10002670 - Geary BRT Sewer Improvements Phase 1

Description: SFMTA is implementing the Geary Bus Rapid Transit (BRT) Program and SFPUC will be a partner to replace/upgrade sewers along the Geary Corridor. SFPUC had previously determined to separately implement the required sewer rehabilitation and/or sewer replacement as a SFPUC contract.

This project includes replacement or rehabilitation of existing 6-inch to 18-inch diameter circular sewers and 3-foot by 5-foot non-circular egg-shaped brick sewers. Approximately 1.5 miles of sewers along this corridor, on Geary Boulevard from Franklin to Masonic (Phase 1 of the BRT Program), and on nearby cross streets, have been identified as possibly needing replacement. The weighted average age of these sewers is 78 years. Cost information provided below is based on the net present value of the initial screening and will change once project proceeds to design phase.

Program: Interdepartmental Projects	Project Status: Construction	Environmental Status: Completed (CatEx)
Project Cost:		Project Schedule:
Approved 	\$12.90 M	Approved Jan-14  Jul-21
Forecast 	\$11.32 M	Forecast Jan-14  Dec-22
Actual 	\$10.62 M	Project Percent Complete: 97.2%
		

Key Milestones:	Environmental** Approval	Bid Advertisement	Construction NTP	Construction Final Completion
Current Forecast	04/17/17✓	(A) 03/21/18✓ (B) N/A	01/07/19✓ 02/19/20✓	01/25/21✓ 01/21/22

** SFMTA is the project lead. The San Francisco County Transportation Authority (SFCTA) prepared the CEQA approval, except for the sewer and water scopes, which were separately completed by SFPUC. Project has 2 construction contracts: WW-674R and Geary Rapid West Surface.

Progress and Status:

WW-674R: The Final Completion was obtained on January 25, 2021. The contract work was accepted by the SFPUC Commission at the August 10, 2021 meeting.

SFPW Geary Rapid West Surface Contract: The sewer scope was fully completed in March 2021. Contract Substantial Completion (inclusive of all remaining scopes) is now targeted for October 2021. The Final Completion will likely be 2022 or after.

Issues and Challenges:

The project completion has been extended due to the delays to the SC/FC of the Geary West Surface contract.









Geary BRT – Sewer Construction

I. SSIP Quarterly Report

10002776 - Taraval Sewer Improvements

Description: SFMTA is implementing the L Taraval Transit Improvements Program and SFPUC will be a partner to replace/upgrade sewers along the Taraval Corridor. Any sewer work required, whether it is sewer relocation, sewer rehabilitation or sewer replacement, will be undertaken as part of SFMTA's project.

The scope of the sewer work includes replacing approximately 19,000 LF of 12-inch to 36-inch diameter iron stone pipe (ISP), vitrified clay pipe (VCP), reinforced concrete pipe (RCP), or concrete sewers along Taraval Street between 15th Avenue and 46th Avenue, and Ulloa Street between Forest Side Avenue and 15th Avenue for a twin sewerage system.

Program: Interdepartmental Projects	Project Status: Construction	Environmental Status: Completed (CatEx)
Project Cost:		Project Schedule:
Approved 	\$34.69 M	Approved Mar-16  Dec-23
Forecast 	\$34.50 M	Forecast Mar-16  Jul-25
Actual 	\$9.54 M	Project Percent Complete: 27.7%
		

Key Milestones:	Environmental** Approval	Bid*** Advertisement	Construction NTP+	Construction+ Final Completion
Current Forecast	(A) 04/17/17✓ (B) 04/17/17✓	10/02/18✓ 01/21/21✓	07/01/19✓ 12/01/21	11/30/21 12/06/23

+ Segment A (SF Zoo to Sunset Blvd - No 1306) and Segment B (Sunset Blvd to West Portal - No 1308)

** SFMTA is the project lead and contracting authority. The San Francisco County Transportation Authority (SFCTA) prepared the CEQA approval, except for the sewer and water scopes, which were separately completed by SFPUC.

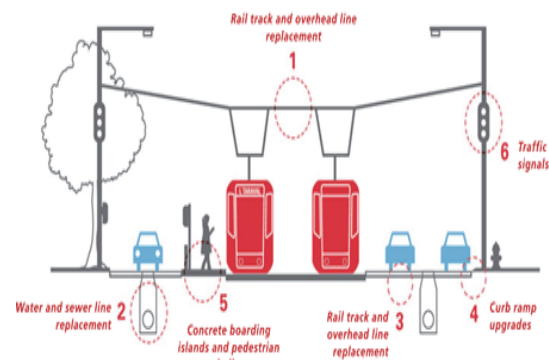
*** Segment B was originally advertised on June 20, 2019 with bid opening held on September 12, 2019 and was re-bid on January 21, 2021.

Progress and Status:

The Segment A Contract reached SC on March 25, 2021 with FC targeted for this Fall. SFMTA advertised the Segment B contract on January 21, 2021. Bid Opening was on July 1, 2021 with two bidders. SFMTA anticipates Segment B Contract Award in early October 2021 and NTP in December 2021.

Issues and Challenges:







The Segment A Contract reached SC on March 25, 2021 with FC targeted for this Fall. SFMTA advertised the Segment B contract on January 21, 2021. Bid Opening was on July 1, 2021 with two bidders. SFMTA anticipates Segment B Contract Award in early October 2021 and NTP in December 2021.



Cross Section Rendering of Taraval Improvement Project

10002419 - Force Main Rehab at Embarcadero and Jackson Streets

Description: This project consists of: Rehabilitate approximately 190 LF of the NSFM that is located outside the Jackson Street Transport/Storage Box (JST) by installing a 28-inch outside diameter, DR26 HDPE pipe; Replace approximately 50 LF of the NSFM that is located outside the JST and underneath the Jackson combined sewer discharge; Construction of a valve, valve-vault and associated mechanical/electrical controls to allow WVE Operations to direct combined sewage flows to either the NSCFM or to the existing NSFM; Establish a Memorandum of Understanding and agreements with SF Port and the Port’s tenant for the temporary construction and permanent O&M easement for the NSFM asset; Obtain CEQA approval (Mitigated Negative Declaration - MND) for the project; Perform public outreach to the community, including stakeholders along SF Port’s waterfront area; Implement bike lane detour; Mitigate unforeseen site conditions; and Relocate utility conflicts.

Program: Pump Stations and Force-main Improvements	Project Status: Construction	Environmental Status: Completed (MPM)
Project Cost:		Project Schedule:
Approved 	\$11.01 M	Approved Jul-14  Sep-22
Forecast 	\$11.01 M	Forecast Jul-14  Sep-22
Actual 	\$8.38 M	Project Percent Complete: 82.2%
		

Key Milestones:	Environmental Approval	Bid** Advertisement	Construction NTP	Construction Final Completion
Current Forecast	08/16/16✓	08/06/19✓	06/01/20✓	02/22/22

** Contract was originally advertised on 5/15/17 and will be re-bid after the field investigations are completed under CWW/SIP/SSR09.

Progress and Status:

During this past quarter, the contractor completed the construction of the new valve-vault and installation of the new force-main and continued with the installation of mechanical and electrical equipment. Investigative work to determine the condition of the existing force main resulted in confirming the deformation of the existing force main at the point of connection. WVE has directed to remove manhole construction scope at the location to aide in any future work and there is no delay to contract work.

Issues and Challenges:

None at this time.









New Finished Vault and Appurtenances

I. SSIP Quarterly Report

10026828 - Mariposa Dry-Weather Pump Station & Force Main Improvements

Description: The proposed project consists of the following: Increase the dry weather pump capacity to handle a peak flow rate of 5.0 MGD; Demolish existing pump station building, underground structure, wet well, electrical system, and associated assets to make room for a new pump station; Obtain Art Commission approval; Obtain CEQA (CatEx) approval and other necessary permits (BCDC, Maher's Ordinance, etc.) to construct the improvements; Construct a new pump station building, underground structures, and wet well by expanding the existing easement with SF Port; Construct new MCCs, DCS, PLC, panels, power service, and level monitoring system; Obtain permanent power supply from Power Enterprise; Replace the existing dry weather force main with a new larger diameter force main; Utility coordination and/or relocation related to the force main enlargement; Revise the existing MOU with SF Port to include additional permanent ROW needed for the new pump station (with an upfront payment for the 66-year lease); and Conduct public outreach to the community, including SF Port and its stakeholders.

Program: Pump Stations and Force Main Improvements	Project Status: Construction	Environmental Status: Completed (CatEx)
Project Cost:		Project Schedule:
Approved 	\$31.93 M	Approved Jul-14  Dec-22
Forecast 	\$31.93 M	Forecast Jul-14  Dec-22
Actual 	\$26.71 M	Project Percent Complete: 87.4%
		

Key Milestones:	Environmental Approval	Bid Advertisement	Construction NTP	Construction Final Completion
Current Forecast	04/25/17✓	04/04/18✓	01/28/19✓	12/21/21

Progress and Status:

During this quarter, pump station construction continues to progress, and the testing and start-up plan for all the equipment continues to be prepared. Permanent power for the station was connected, and water supply connection is being scheduled. Additional time was approved for the contract due to COVID related activities. The construction of force main work under Contract DB-128R2 has been completed, and staff continues to negotiate construction claims with the design-builder, and work towards final completion. The permanent power supply is having intermittent disruptions and anticipates delay to some continuous testing and start-up for some equipment. The water connection service is also experiencing some delay. Updates will be provided in future reports.

Issues and Challenges:

None at this time.









Electrical Equipment Contractor inhouse check

10037251 - Seacliff No. 1 PS & FM Upgrade

Description: The purpose of this project is to replace Seacliff No. 1 PS and FM, in accordance with the Operational Reliability LOS Goal (Performance Requirements & Water Quality). This project includes planning (including condition assessment, needs identification, alternative analysis and conceptual engineering), design, right-of-way, environmental, bid and award, construction and closeout phases. Although the project scope depends on the outcome from the planning phase and scope freeze efforts, the current schedule and budget include the following assumptions and scopes of work: Replacement of pump station and wet-well at its existing location; Replacement of approximately 930 linear feet of 8-inch force main at the same alignment; Installation of a new connection from new pump station to CSD 005; Installation of flow monitoring devices for post-storm evaluation; Installation of floatable controls at the overflow structure to CSD 005; Installing a redundant pump for "n+1" redundancy during wet weather.

As the current sewer assets are partially located on Federal/GGNRA property, substantial efforts with right-of-way coordination, environmental and other permitting is required. Potential impacts from the permitting and ROW coordination will be better quantified as the project progresses.

Program: Pump Stations and Forcemain Improvements	Project Status: Planning	Environmental Status: Active (CatEx)
Project Cost:		Project Schedule:
Approved 	\$13.06 M	Approved Dec-20  Dec-29
Forecast 	\$14.68 M	Forecast Dec-20  Dec-26
Actual 	\$0.21 M	Project Percent Complete: 1.3%
		

Key Milestones:	Environmental Approval	Bid Advertisement	Construction NTP	Construction Final Completion
Current Forecast	07/11/23	12/14/23	05/13/24	11/12/25

Progress and Status:

During this quarter, the project team completed the Needs Assessment process and began the Alternatives Analysis process.

Issues and Challenges:

The forecasted project budget has increased by \$1.6M to include effort for evaluation of tunnel options during NAR process and escalation costs. The forecasted project duration has been reduced to reflect the shortening of the design duration based on current right-of-way needs.



Seacliff Pump Station No.1

I. SSIP Quarterly Report

10037246 - Seacliff No. 2 PS & FM Upgrade

Description: The purpose of this project is to rehabilitate Seacliff No. 2 PS and FM, in accordance with the Operational Reliability Level-of-Service Goals (State of Good Repair). This project includes Planning (including condition assessment, needs identification, alternative analysis and conceptual engineering), for the following scope of work and assumptions: assume existing PS can be rehabilitated and upgraded to meet current building codes; replace the three submersible pumps in kind (47 horsepower pumps); replace other mechanical and process equipment, including existing crane, bubbler system, piping, valves, inlet gate and operator, water system components, and washdown pump; provide protective coating to all exposed metal piping, fittings, and valves; replace all electrical equipment; upgrade fiber optic connection; address PS security needs, including providing perimeter camera, access key box at gate, egress compliant gate hardware and level lockset or panic hardware exit devise and solid panel surrounding lock; and replace existing eight-inch force main with 16-inch force main in the same alignment.

Program: Pump Stations and Forcemain Improvements	Project Status: Planning	Environmental Status: Not Initiated
Project Cost:		Project Schedule:
Approved 	\$16.84 M	Approved Dec-20 Sep-29
Forecast 	\$19.32 M	Forecast Dec-20 Jan-28
Actual 	\$0.26 M	Project Percent Complete: 1.8%
 Approved; Actual Cost; Forecast		

Key Milestones:	Environmental Approval	Bid Advertisement	Construction NTP	Construction Final Completion
Current Forecast	04/26/23	03/25/24	07/26/24	10/26/26

Progress and Status:

During this quarter, the planning phase continues and project team completed hydraulic analysis. The project continues with alternative analysis and seismic evaluation of the existing building. The project schedule and budget were also updated based on updated planning efforts to date. The schedule of the project was reduced because right-of-way agreements are not anticipated.

Issues and Challenges:






The project cost is forecasting an increase due to the additional scope request, and this will continue to be updated in the planning phase.



Seacliff No. 2 Pump Station and the CSD 007 discharge location at Baker Beach

10037303 - Sunnydale PS Safety Improvements

Description: The purpose of this project is to meet the Health, Safety and Security Level-of-Service Goal. Longer-term improvements at this station are in a separate project and scheduled later in the capital improvement program. This project includes Planning (including condition assessment, needs identification, alternative analysis and conceptual engineering), Design, Right-of-Way, Environmental, Bid and Award, Construction and Closeout Phases. Although the project scope depends on the outcome of the Planning Phase, the project includes the following scope of work and assumptions: Address safety risks from groundwater intrusion; Address Security Concerns, including: Install new security signage and upgrade lighting to dusk-activated LED lighting; Upgrade card readers and door contacts at all perimeter doors; Add interior presence sensing, connected to an intrusion detection panel and alarming to security; Furnish, install and configure video recording servers, management server and analytic servers including uninterruptable power supplies; Install video camera units and local recording; Evaluate and add gas detection system; Add site lighting at egress penthouse and entrance to station.

Program: Pump Stations and Forcemain Improvements	Project Status: Planning	Environmental Status: Not Initiated
Project Cost:		Project Schedule:
Approved 	\$5.03 M	Approved Dec-20  May-26
Forecast 	\$15.54 M	Forecast Dec-20  May-26
Actual	\$0.10 M	Project Percent Complete: 0.7%
		

Key Milestones:	Environmental Approval	Bid Advertisement	Construction NTP	Construction Final Completion
Current Forecast	09/16/22	08/03/23	02/26/24	05/27/25

Progress and Status:

During this quarter, the planning phase continued with gathering and reviewing existing information and initiating condition assessment efforts.

Issues and Challenges:

None at this time.









Sunnydale Pump Station

I. SSIP Quarterly Report

10037245 - Brannan (019) CSD Gate & Baffle Rehab

Description: Scope of work for these CSDs are based on historical performance and WVE Operations video inspection records. The butterfly discharge valve is not working properly, thus the combined flow discharge get interrupted, when valve is not opening. In addition, the flap valve at the end of is stuck in open position and the CSD lacks baffle to control the floatables.

The components of the project at Brannan Combined Sewer Discharge (CSD) involves: Improving the discharge system either by restoring the weirs and passive system or repair of mechanical system and valve and actuator; Replace the flap gate with an inline check valve or another flap gate; Install baffle for floatables control; Conduct concrete patching and repair works and repair exposed rebar; Replace the access ladder.

Program: CSD and Transport/Storage Structures		Project Status: Planning	Environmental Status: Not Initiated	
Project Cost:		Project Schedule:		
Approved		\$6.93 M	Approved Dec-20	 Aug-25
Forecast		\$7.95 M	Forecast Dec-20	 May-26
Actual		\$0.07 M	Project Percent Complete: 0.5%	
				

Key Milestones:	Environmental Approval	Bid Advertisement	Construction NTP	Construction Final Completion
Current Forecast	05/02/23	08/17/23	03/11/24	03/12/25

Progress and Status:

The alternative identification and preliminary analysis was completed in this quarter and the final technical memo was issued. The CER efforts will start in the upcoming quarter.

Issues and Challenges:







The forecasted delay in project completion and the additional budget are due to anticipated added scope for backup relief weir, further tests and studies regarding the butterfly valve hydraulic lines.



Non-operational butterfly valve at Brannan CSD

10037244 - Baker (009) Baffle Improvements

Description: The components of the project at Baker CSD involve the following: install a baffle on the east overflow weir; repair or replace western array of valves to stop leaking; repair eastern array of valves to prevent leaking; repair or replace deteriorated metal plumbing pipes; repair minor defects including missing aggregate and infiltration in connecting sewer; and patch and coat minor exposed aggregate in former DAF chamber.

Program: CSD and Transport/Storage Structures		Project Status: Planning	Environmental Status: Not Initiated
Project Cost:		Project Schedule:	
Approved	 \$2.26 M	Approved Dec-20	 Mar-24
Forecast	 \$2.86 M	Forecast Dec-20	 Aug-24
Actual	 \$0.04 M	Project Percent Complete: 0.6%	
			

Key Milestones:	Environmental Approval	Bid Advertisement	Construction NTP	Construction Final Completion
Current Forecast	07/01/22	10/27/22	05/18/23	11/17/23

Progress and Status:

The scope and objectives of this project was finalized in this quarter. The draft CER report will be issued in early next quarter.

Issues and Challenges:

The forecasted delay in project completion and the additional budget are due to added hydraulic studies and inspections required for sewer lines coming into the CSD possible added scope to reroute them.









Baker St. CSD damaged backflow preventer valve

I. SSIP Quarterly Report

10002303 - Beach and Sansome Street CSD Rehabilitation

Description: Scope of work for these CSDs are based on historical performance and WWE Operations video inspection records include: (1) Beach Street CSD: cleaning and specific condition assessment of the asset; providing necessary ventilation; inspecting baffles and restoring baffle, if needed; inspecting weirs and repairing crack at the weir; repairing corroded metal ceiling; and installing a backflow prevention system and (2) Sansome Street CSD: cleaning and specific condition assessment of the asset; providing necessary ventilation; repairing necessary concrete crack and spalling, exposed rebar, and an I-beam; replacing butterfly valve seals; and installing a backflow prevention system.

Program: CSD and Transport/Storage Structures	Project Status: Construction	Environmental Status: Completed (CatEx)
Project Cost:		Project Schedule:
Approved 	\$6.00 M	Approved Mar-16  Aug-21
Forecast 	\$5.60 M	Forecast Mar-16  May-22
Actual 	\$4.75 M	Project Percent Complete: 85.0%
		

Key Milestones:	Environmental+ Approval	Bid+, ** Advertisement	Construction NTP+	Construction+ Final Completion
Current Forecast	(A) 02/16/18✓ (B) 07/06/18✓	03/01/18✓ 12/10/18✓	06/29/18✓ 06/17/19✓	12/27/18✓ 01/23/21✓

+ Project includes multiple construction contracts: (A) Beach Street (JOC-59-23, and JOC-59-29 for warranty work) and (B) Sansome Street.

**Sansome Street contract (WW-683R) was re-advertised.

Progress and Status:

(A) In this quarter, the pre-construction meeting was held. The warranty work for the replacement backflow valve will be done in October 2021.

(B) The work on closing the contract WW-683R contract continued in this quarter. The agenda item for contract closeout was submitted for the Commission meeting of July 13, 2021.

Issues and Challenges:

The project completion is being delayed due to the delay in closing contract WW-683R and late start of JOC-59-29 extended warranty work. At award of WW-683R in 2019, the project budget was forecasted at \$4.2M. Due to change orders associated with WW-683R the approved project budget was increased to \$6M. And now, the current forecast project budget has been reduced due to savings in the construction support costs.









Re-installation of the Beach St. CSD backflow valve over the weir

10002344 - CSD Backflow Prevention and Monitoring

Description: This project involves developing and implementing a CSD and conveyance monitoring plan to gather data on the salinity in the whole collection network to be able to locate potential infiltration sources in the collection system and then verify performance once improvements (implemented through SFPUC’s R&R Program) have been completed. It is anticipated that the monitoring program will consist of CSD monitoring, as well as monitoring of conveyance systems (pump stations, trunk-line, and mobile sites).

The scope also includes planning, design and installation of backflow preventers at selected CSD outfalls, which may include engineering survey of CSD weir elevations and lengths. Backflow preventers will be installed in a phased and monitored approach, with the following priority CSD outfalls considered based on locations with the potential for highest inflow in the system for the same tide: CSD 17 - Jackson Street, CSD 10 - Pierce Street, and CSD 40 - Griffith Street.

The project scope will be fluid and subject to change based on monitoring results.

Program: CSD and Transport/Storage Structures		Project Status: Construction	Environmental Status: Completed (CatEx)	
Project Cost:		Project Schedule:		
Approved		\$12.04 M	Approved Jul-16	 Sep-22
Forecast		\$11.76 M	Forecast Jul-16	 Dec-22
Actual		\$6.20 M	Project Percent Complete: 67.6%	
				

Key Milestones:	Environmental+ Approval	Bid+ Advertisement	Construction NTP+	Construction+ Final Completion
Current Forecast	10/29/19✓	05/22/20✓	10/19/20✓	01/21/22

+ In addition to monitoring, this project has combined the multiple construction locations: Pierce Street and Jackson & Griffith Street to one construction contract under WW-702R.

Progress and Status:

Construction work for the Jackson and Griffith CSDs under contract WW-702R continued in this quarter. The crack and spalling repair work for Jackson continued. The backflow valves on Griffith were installed. The Water Quality Board and BCDC permits for Griffith CSD will be received in October and the rest of the repair work will start in the upcoming quarter. Pierce CSD decommissioned in the last quarter and the ground surface was completely restored.

Issues and Challenges:

The construction completion has been delayed due to project stoppage pending permits for the work in Griffith CSD. The forecast project budget has been adjusted to include savings from receiving lower than anticipated construction bid.









Concrete crack survey in Jackson Street CSD

I. SSIP Quarterly Report

10026805 - Sunset Green Infrastructure

Description: The Sunset Boulevard Greenway project will construct a series of tiered bioretention rain gardens in the western stretch of landscaped parcels along 12 blocks stretching from Golden Gate Park to Lake Merced. The rain gardens will manage stormwater runoff on the west side of Sunset Boulevard from the street, paths, and a portion of the landscaped parcel area. The project will also incorporate a "Learning Lab" to supplement elementary school curriculum. This project is also referred to as "Sunset Boulevard Greenway."

Program: Early Implementation Projects	Project Status: Construction	Environmental Status: Completed (CatEx)
Project Cost:		Project Schedule:
Approved  \$9.03 M	Approved Dec-12  Sep-21	
Forecast  \$8.74 M	Forecast Dec-12  Apr-22	
Actual  \$7.64 M	Project Percent Complete: 99.0%	
		

Key Milestones:	Environmental Approval	Bid+ Advertisement	Construction NTP+	Construction+ Final Completion
Current Forecast	12/02/14✓	(A) N/A (B) 04/17/19✓	08/10/15✓ 09/30/19✓	02/24/18✓ 09/23/21✓

+ (A) Pilot Block & Phase I performed in-house by DPW; (B) Phase II contract

Progress and Status:

This quarter, project construction achieved final completion. Next quarter, the project will move into the close out phase.

Issues and Challenges:







The project schedule was extended to complete the administrative project close out. The budget variance results from cost efficiency during the construction phase.



Rain garden view from east from Sunset Blvd.

10026810 - Yosemite Green Infrastructure

Description: The upper reach of the Yosemite Creek Daylighting project would daylight the creek along a portion of the historic creek path, from Yosemite Marsh in McLaren Park to Woolsey and Hamilton Streets. This project diverts flows from the sewer using swales, vegetated channels, rain gardens, piped sections and a constructed wetland/detention basin/bio-swale system. This project is also referred to as "Upper Yosemite Creek Daylighting". This project will provide plant establishment and/or monitoring of the following GI projects, Islais Creek, Sunset, North Shore, Lake Merced, Sunnydale, Richmond, Channel and Yosemite.

Program: Early Implementation Projects	Project Status: Planning	Environmental Status: Completed (CatEx)
Project Cost:		Project Schedule:
Approved 	\$17.10 M	Approved Dec-12  Jun-26
Forecast 	\$20.79 M	Forecast Dec-12  Oct-27
Actual 	\$3.72 M	Project Percent Complete: 25.8%
		

Key Milestones:	Environmental Approval	Bid Advertisement	Construction NTP	Construction Final Completion
Current Forecast	08/15/17✓	03/06/23	08/02/23	07/03/25

Progress and Status:

Evaluation of RFP PRO.0123 – Engineering Services for Green Infrastructure proposals continued this quarter. Both teams that submitted proposals were determined to be qualified. Interviews will be scheduled next quarter.

Issues and Challenges:

The procurement of design services has required more time than anticipated. Consequently, the forecast project schedule has been extended to reflect this delay.









Yosemite Station along Wayland Street provides outdoor educational opportunities for creek restoration and ecology.

I. SSIP Quarterly Report

10026816 - Wawona Area Stormwater Improvement Project

Description: The objective of this project is to minimize flooding at the intersection of 15th Avenue and Wawona Street and manage stormwater in the surrounding neighborhood. The intersection of 15th and Wawona has been susceptible to recurring flooding associated with moderate and heavy storms and do not meet the defined SSIP level of service (LOS). This intersection is lower in elevation than the surrounding areas and when the sewers fill to capacity in large storms, the excess stormwater runoff and manhole surcharges travel downstream and reach the intersection, resulting in ponding water on adjacent properties. This project will divert combined sewer flows from the existing sewer upstream of the intersection into a new sewer pipe on Vicente Street, extending from Wawona Street to 34th Ave.

Program: Watershed Stormwater Management	Project Status: Construction	Environmental Status: Completed (CatEx)
Project Cost:		Project Schedule:
Approved 	\$45.00 M	Approved Jul-16  Jul-24
Forecast 	\$38.90 M	Forecast Jul-16  Dec-24
Actual 	\$3.68 M	Project Percent Complete: 15.3%
		

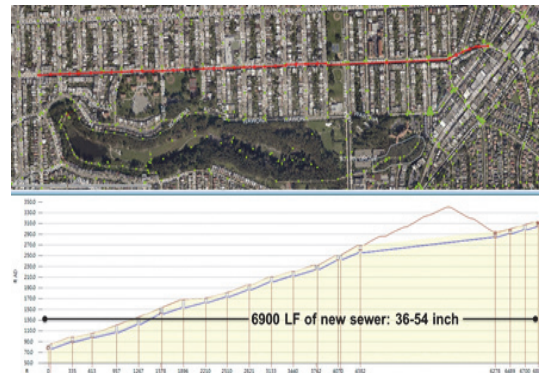
Key Milestones:	Environmental Approval	Bid Advertisement	Construction NTP	Construction Final Completion
Current Forecast	06/01/20✓	10/30/20✓	07/26/21✓	03/12/24

Progress and Status:

The construction contract received NTP on 7/26/21. The field work started in August primarily in 15th and Wawona area. The contractor completed potholing and started excavating for stormwater inlets.

Issues and Challenges:







The project budget forecast is less due to the construction contract bid below the engineer's estimate. Additionally, the construction final completion and the project completion dates are delayed by 5 months due to the late finish of the Bid and Award Phase.



New stormwater sewer on Vicente St., to collect the stormwater from upstream of Wawona and 15th, to mitigate flooding at LOS storm

10029726 - Watershed Stormwater Management (Planning Only)

Description: This project includes planning and preliminary design support for the watershed stormwater management and implementation of green infrastructure projects. This Watershed Stormwater Management Project planning effort will conduct ongoing smaller and localized watershed assessments as needed to ensure that the prioritized projects are responsive to changing neighborhood conditions and new data. Issues continuing to evolve include: changes in regulations, ordinances and codes such as the Non-potable Ordinance, drought, reductions in dry weather flow, the development of surface flooding solutions, sea level rise, emerging one water technologies and the formation of new neighborhood plans and district As a result of this work GI capital project planning will reflect the best state of knowledge about the Collection System.

Program: Watershed Stormwater Management	Project Status: Planning	Environmental Status: Not Applicable
Project Cost:		Project Schedule:
Approved 	\$9.00 M	Approved Jul-16  Jun-22
Forecast 	\$19.00 M	Forecast Jul-16  Jun-32
Actual 	\$5.13 M	Project Percent Complete: 64.7%
		

Key Milestones:	Environmental Approval	Bid Advertisement	Construction NTP	Construction Final Completion
Current Forecast	N/A	N/A	N/A	N/A

Progress and Status:

As reported last quarter, the project team provided technical support for Flood Resilience Programmatic Strategies, green infrastructure projects and programs, and billing system upgrades. Flood resilience work included interdepartmental coordination for FEMA floodplain management/flood resilient building code modifications, development of flood elevations for the 100-Year Storm Flood Risk Map, and development of a flood resilience voluntary buyout strategy. Green infrastructure support included development of materials for a residential green infrastructure (downspout disconnect) grant pilot, expected to launch end of Q2 FY21-22, and the project evaluation of the Buchanan Street Mall Neighborhood GI project.







Issues and Challenges:

The project budget was increased, and the schedule extended to provide \$1M per year for the next 10-years. Ongoing funding for green infrastructure planning efforts is necessary to respond to regulatory requirements and evolving objectives and programs associated with green infrastructure stormwater management.

I. SSIP Quarterly Report

10034553 - Green Infrastructure Grant Program (GIGP)

Description: The Green Infrastructure Grant Program (GIGP) offers grants to large public and private property owners to manage stormwater onsite and improve the performance of the collection system during wet weather. The Green Infrastructure Grant Program (GIGP) was established with several objectives: to manage stormwater using green infrastructure, to manage stormwater cost effectively, and to provide customers impacted by the anticipated stormwater cost allocation a mechanism to reduce their stormwater runoff and fees. The grant will cover the costs of design and construction of an approved stormwater management feature, such as rain gardens, permeable pavement, cisterns, and vegetated roofs. The maximum grant award is \$765,000 per acre of impervious surface managed, up to \$2 million in funding. Maintenance responsibility for the GI lies with the property owner and inspection responsibility with the SFPUC. In order for an application to be considered for funding, the project must meet minimum criteria including: managing stormwater runoff from a minimum impervious area of 0.5 acres; capturing the 90th percentile storm (0.75-inch depth) with the proposed green infrastructure features; and providing co-benefits to the community. The SFPUC has allocated \$25M from FY18 - FY27 for the program. The program will be administered by the SFPUC Wastewater Enterprise with project management support from the Infrastructure Division.

Program: Watershed Stormwater Management	Project Status: Construction	Environmental Status: Not Applicable
Project Cost:		Project Schedule:
Approved 	\$25.00 M	Approved Jul-18  Jun-29
Forecast 	\$61.32 M	Forecast Jul-18  Jun-33
Actual 	\$2.06 M	Project Percent Complete: 6.7%
		

Key Milestones:	Environmental Approval	Bid Advertisement	Construction NTP	Construction Final Completion
Current Forecast	N/A	N/A	N/A	N/A


Progress and Status:

On July 27th, the SFPUC Commission approved an increase to the maximum grant award from \$765,000 to \$930,000 per impervious acre managed to account for annual inflation. The maximum grant of \$2M remains as the per project cap.

During the third quarter of 2021, no new Green Infrastructure Grant applications were received. No new projects were awarded Green Infrastructure Grants during the third quarter. Two awarded projects, St. Thomas More School and Lycee Francais SF Ortega Campus continued project design during the third quarter. The SFPUC technical assistance team continued to perform socially distanced site visits, completing one new site visit and during the third quarter.

Issues and Challenges:

The PUC WWE has identified the Green Infrastructure Grant Program as a cost-effective tool to increase the volume of stormwater managed by green infrastructure in San Francisco. The increase to the project schedule and budget variance reflects the WWE's commitment to maximize the impact of green









Concept Plan for St. Thomas Moore Greek Orthodox Church

infrastructure stormwater management via grants to private parcel owners in San Francisco.

10029730 - Operational Decision System Phase 2

Description: This project would integrate available data in the collection system (levels, flows, pump status, etc.) with rainfall prediction data (from National Oceanic and Atmospheric Administration). The rainfall prediction data will be coupled with WWE’s collection system hydraulic model to project the likely impact of approaching storms and generate specific operational recommendations for managing flows. Phase 2 builds upon Phase 1 (CWWSIPFCRP02) for a citywide installation.

Program: Advanced Rainfall and Operation Decision System	Project Status: Construction	Environmental Status: Not Applicable
Project Cost:		Project Schedule:
Approved  \$6.72 M	Approved Feb-17  Sep-25	
Forecast  \$6.72 M	Forecast Feb-17  Sep-25	
Actual  \$3.51 M	Project Percent Complete: 55.9%	
		

Key Milestones:	Environmental Approval	Bid+ Advertisement	Construction NTP+	Construction+ Final Completion
Current Forecast	N/A	12/18/17✓	02/22/18✓	06/30/25

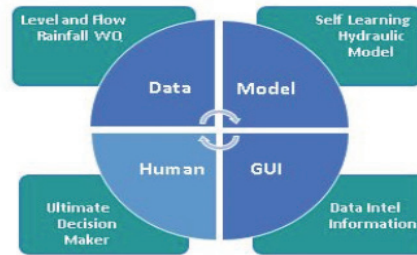
+This is a software development project. NTP represents the date of award for software development agreement.

Progress and Status:

The project team initiated the process for ODS cloud deployment. Quality assurance and quality control (QA/QC) of raw data gathered from these newly installed flow monitoring devices are ongoing. The project team is looking forward into potentially having significant rainfall and flow data resulting from this upcoming wet weather season.

Issues and Challenges:

None at this time.









Operational Decision System (ODS) Graphic Screen Mock-up

I. SSIP Quarterly Report

10034360 - Lower Alemany Area Stormwater Improvement Project

Description: The Lower Alemany area surrounding the US 101 and I-280 interchange has been susceptible to recurring flooding associated with moderate and heavy storms and do not meet the defined SSIP level of service (LOS). The primary objective of the Lower Alemany Area Stormwater Improvement Project is to address the SSIP LOS goals of managing stormwater and minimizing flooding from a 5-year 3-hour storm. This project will include planning, design and construction to improve stormwater conveyance away from the Lower Alemany area neighborhood and consequently to minimize flooding during the LOS storm.

Program: Flood Resilience Projects	Project Status: Planning	Environmental Status: Active (CatEx)
Project Cost:		Project Schedule:
Approved 	\$286.46 M	Approved Jan-19  Mar-28
Forecast 	\$299.56 M	Forecast Jan-19  Sep-28
Actual 	\$2.58 M	Project Percent Complete: 4.3%
		

Key Milestones:	Environmental Approval	Bid Advertisement	Construction NTP	Construction Final Completion
Current Forecast	01/09/24	08/22/24	01/09/25	03/15/28

Progress and Status:

The specialized engineering consultant contract was awarded in July 2021. Notice-to-Proceed is anticipated in the upcoming quarter.

Issues and Challenges:







The duration for planning is extended due to the delay in awarding the specialized engineering consultant contract to facilitate Commissioner's concerns. The forecast project cost is increased due to escalation with the schedule delay.



Flooding at the I-280/Hwy 101 interchange at Lower Alemany area, during the rainfall of February 13, 2019

10026818 - Folsom Area Stormwater Improvement Project

Description: This project includes the planning and design phases to improve stormwater conveyance away from the 17th and Folsom neighborhood to minimize flooding. The scope consists of: Design of approximately 12,500 LF of new combined sewer boxes and pipes in the neighborhood immediately adjacent to 17th and Folsom; Design of approximately 5,100 LF of 12' I.D. tunnel bore; Environmental clearance for both the upstream traditional open cut work and the tunnel bore; Modification of a Caltrans foundation to allow the tunnel to pass through; Launch shaft and staging area for the tunnel bore in the proximity of Florida Street and Alameda Street; Turning shaft for the tunnel boring machine in the vicinity of De Haro and Alameda Street; Underpinning of the Division Sewer Box to allow crossing of the tunnel bore; Receiving shaft for the tunnel bore in the vicinity of the Channel Transport and Storage Box; Due to the uncertainty of Caltrans approval and property acquisition for the approved tunnel alignment on Alameda Street, the project also developed an alternative tunnel route on 17th Street. The 17th Street alternative may be adopted into the project scope in the event the Alameda route becomes infeasible, at some point in the future.

Program: Flood Resilience Projects	Project Status: Design	Environmental Status: Active (CatEx)
Project Cost:		Project Schedule:
Approved 	\$38.00 M	Approved Jul-16  Jan-23
Forecast 	\$38.41 M	Forecast Jul-16  Dec-23
Actual 	\$9.49 M	Project Percent Complete: 51.2%
		

Key Milestones:	Environmental Approval	Bid+ Advertisement	Construction NTP+	Construction+ Final Completion
Current Forecast	09/27/22	N/A	N/A	N/A

+ Project includes Planning, Environmental, and Design Phases only.

Progress and Status:

In this quarter, the City design team and consultants finalized the 95% design for the Initial Upstream Contract, and worked on the 65% design for the Upstream Sewer Box Contract and Tunnel Contract. In this quarter, the project team also obtained Categorical Exemption (CatEx) from the Planning Department. In this quarter, the project team continued to make forward progress in preparing an appraisal for easements with (3) private property owners and negotiating with Caltrans for an airspace lease, to support the project. The project requires extensive staging on private property and permanent improvements through private property in order to be implemented.

Issues and Challenges:

The 12 month delay is due to forecast duration increases in the right-of-way acquisition process and unanticipated design complexity and design changes based on conditions in the field. The increase in budget is due to the increased design complexity and design changes.



3D graphic of proposed rotation shaft site for the tunnel boring machine at Alameda and De Haro

8. On-Going Construction**

Construction Contract	Schedule			Budget		Variance (Approved - Forecast)		Actual % Complete
	NTP Date	Approved Construction Final Completion	Current Forecasted Construction Final Completion*	Approved Contract Cost	Current Forecasted Cost*	Schedule (Cal. Days)	Cost	
Biosolids Digester Facilities Project								
10015796 Biosolids Digester Facilities Project - Scope II - Foundation and Pile Installation (Issued POs for 2 Packages)	07/01/20	08/31/26	02/28/22	\$ 231,422,920	\$ 231,422,920	1,645	-	85.7%
New Headworks (Grit) Replacement								
10015807 Southeast Water Pollution Control Plant New Headworks Facility - SCOPE III (issued Pos for 29 Packages)	07/22/19	02/29/24	02/29/24	\$ 253,847,339	\$ 253,847,339	-	-	35.1%
Southeast Plant (SEP) Improvements								
10015810 - SEP Seismic Reliability and Condition Assessment Improvements (WW-665)	09/09/19	03/31/21	03/08/22	\$ 10,448,638	\$ 10,463,511	(342)	(\$14,873)	93.0%
10002284 SEP Power Feed and Primary Switchgear Upgrades	02/20/20	12/18/23	12/18/23	\$ 30,851,938	\$ 30,871,906	-	(\$19,968)	24.8%

Note: * The Forecasted Cost includes all approved, pending, and potential change orders, and Final Completion Date includes all approved, pending, and potential change orders, and trends.

** This table is reflecting Active construction contract with original contract amount greater than \$1M.

I. SSIP Quarterly Report

Q1-FY2021-2022 (07/01/21 - 09/30/21)

Construction Contract	Schedule			Budget		Variance (Approved - Forecast)		Actual % Complete
	NTP Date	Approved Construction Final Completion	Current Forecasted Construction Final Completion*	Approved Contract Cost	Current Forecasted Cost*	Schedule (Cal. Days)	Cost	
Oceanside Plant (OSP) and Westside Pump Station (WSS) Improvements								
10029736 Westside Pump Station Reliability Improvements	04/19/21	02/02/24	02/02/24	\$ 48,328,300	\$ 48,328,300	-	-	1.6%
10029737 Oceanside Water Pollution Control Plant Digester Gas Utilization Upgrades	11/26/18	03/17/22	03/17/22	\$ 40,513,153	\$ 40,513,153	-	-	84.9%
North Point Facility (NPF) Improvements								
10026822 NPF Clarifier Improvements	04/19/21	05/08/23	05/08/23	\$ 30,382,865	\$ 30,382,865	-	-	7.6%
Interceptors / Tunnels and Odor Control								
10033745 Mission Street, 16th to Cesar Chavez, Brick Sewer Rehabilitation	11/30/20	01/12/22	01/12/22	\$ 5,709,530	\$ 5,709,530	-	-	84.1%
10002760 PUC Cargo Way Flush Line	07/14/20	12/13/21	12/13/21	\$ 4,561,564	\$ 4,561,564	-	-	55.2%

Note: * The Forecasted Cost includes all approved, pending, and potential change orders, and Final Completion Date includes all approved, pending, and potential change orders, and trends.

** This table is reflecting Active construction contract with original contract amount greater than \$1M.

I. SSIP Quarterly Report

Q1-FY2021-2022 (07/01/21 - 09/30/21)

Construction Contract	Schedule			Budget		Variance (Approved - Forecast)		Actual % Complete
	NTP Date	Approved Construction Final Completion	Current Forecasted Construction Final Completion*	Approved Contract Cost	Current Forecasted Cost*	Schedule (Cal. Days)	Cost	
Interdepartmental Projects ***								
10002664 Van Ness Corridor Transit Improvement Project (sewer only)	01/16/18	06/30/22	06/30/22	\$ 17,649,795	\$ 17,649,795	-	-	99.4%
10002776 Taraval Segment A - SF Zoo to Sunset Blvd #1306	07/01/19	11/30/21	11/30/21	\$ 5,891,838	\$ 5,891,838	-	-	96.1%
Pump Stations and Forcemain Improvements								
10002419 Force Main at Embarcadero and Jackson	06/01/20	02/22/22	02/22/22	\$ 6,482,317	\$ 6,482,317	-	-	86.1%
10026828 Mariposa Dry Weather Pump Station Improvements	01/28/19	12/21/21	12/21/21	\$ 17,536,426	\$ 17,536,426	-	-	84.5%
Stormwater Management								
10026805 Sunset Green Infrastructure (Sunset Boulevard Greenway P2 Irving)	09/30/19	07/30/21	07/30/21	\$ 2,572,351	\$ 2,624,583	-	(\$52,232)	98.7%
10026816 Wawona Area Stormwater Improvement Project	07/26/21	04/07/24	04/07/24	\$ 29,312,100	\$ 29,312,100	-	-	1.0%
10029730 Operational Decision System Phase 2	02/28/18	06/30/25	06/30/25	\$ 2,060,668	\$ 2,060,668	-	-	54.0%

Note: * The Forecasted Cost includes all approved, pending, and potential change orders, and Final Completion Date includes all approved, pending, and potential change orders, and trends.

** This table is reflecting Active construction contract with original contract amount greater than \$1M.

*** Contracts performed under SFMTA/SFPW.

I. SSIP Quarterly Report

Q1-FY2021-2022 (07/01/21 - 09/30/21)

Construction Contract	Schedule			Budget		Variance (Approved - Forecast)		Actual % Complete
	NTP Date	Approved Construction Final Completion	Current Forecasted Construction Final Completion*	Approved Contract Cost	Current Forecasted Cost*	Schedule (Cal. Days)	Cost	
CSD and Transport/Storage Structures								
10026829 Jackson, Griffith, and Pierce Streets Combined Sewer Discharge Rehabilitation and Backflow Prevention	10/19/20	01/21/22	01/21/22	\$ 3,886,300	\$ 3,886,300	-	-	57.2%

Program Total for On-Going Construction	Approved Contract Cost	Current Forecasted Cost	Variance	
			Cost	Percent
	\$ 741,458,042	\$ 741,545,116	(\$87,074)	0 %

Note: * The Forecasted Cost includes all approved, pending, and potential change orders, and Final Completion Date includes all approved, pending, and potential change orders, and trends.

** This table is reflecting Active construction contract with original contract amount greater than \$1M.

I. SSIP Quarterly Report

9. PROJECTS IN CLOSE-OUT

Project Title	2016 Baseline Construction Phase Completion	2020 Approved Construction Phase Completion	Current Approved Construction Phase Completion	Actual Construction Phase Completion	2016 Baseline Construction Phase Budget	2020 Approved Construction Phase Budget	Current Approved Construction Phase Budget	Construction Phase Expenditures To Date
Central Bayside System Improvement Project (CBSIP)								
10002102 - Central Bayside System Improvement Project - Phase 1	N/A	N/A	N/A	N/A	\$ 0	\$ 0	\$ 0	\$ 0
Interdepartmental Projects								
10002687 - Mission Bay Loop Sewer Improvement	05/03/17	06/29/18	06/30/21	12/01/20	\$ 945,000	\$ 381,445	\$ 306,347	\$ 261,347
Pump Stations and Forcemain Improvements								
10002485 - Griffith Pump Station Improvements	01/18/19	06/07/19	03/31/21	01/27/21	\$ 5,529,000	\$ 12,035,100	\$ 11,761,006	\$ 11,465,247
CSD and Transport/Storage Structures								
10002378 - 5th, North 6th and Division Street CSD Rehabilitation	01/14/20	10/31/19	02/26/21	01/23/21	\$ 3,008,000	\$ 3,589,960	\$ 3,375,064	\$ 3,617,231
Early Implementation Projects								
10026809 - Richmond Green Infrastructure	04/30/21	10/30/20	12/04/20	12/30/21	\$ 5,589,250	\$ 7,358,939	\$ 8,296,812	\$ 8,188,963
Flood Resilience Projects								
10026820 - Hydraulic and Drainage Sewer Improvements	N/A	06/29/18	09/08/18	09/08/18	\$ 0	\$ 5,887,270	\$ 3,557,202	\$ 3,557,202
Land Reuse								
10029734 - Land Reuse of 1801 Jerrold Avenue	08/31/17	07/31/18	N/A	N/A	\$ 4,221,599	\$ 6,386,371	\$ 0	\$ 0
TOTAL					\$ 19,292,849	\$ 35,639,085	\$ 27,296,431	\$ 27,089,991

10. COMPLETED PROJECTS

Project Title	2016 Baseline Project Completion	2020 Approved Project Completion	Current Approved Project Completion	Actual Project Completion	2016 Baseline Project Budget	2020 Approved Project Budget	Current Approved Project Budget	Project Expenditures To Date
Southeast Plant (SEP) Improvements								
10015553 - Biofuel Alternative Energy	03/31/16	03/31/16	03/31/16	03/31/16	\$ 1,855,143	\$ 1,862,449	\$ 1,862,449	\$ 1,862,449
10026824 - SEP Oxygen Generation Plant	06/10/16	06/10/16	06/10/16	06/10/16	\$ 11,781,151	\$ 11,135,740	\$ 11,135,740	\$ 11,135,740
10015808 - SEP Existing Digester Roof Repairs	07/29/16	03/03/16	03/03/16	03/03/16	\$ 16,625,297	\$ 15,438,647	\$ 15,438,647	\$ 15,438,647
10026825 - SEP Primary and Secondary Clarifier Upgrades	08/31/18	01/21/19	01/21/19	01/21/19	\$ 36,016,280	\$ 32,890,491	\$ 32,890,491	\$ 32,583,576
10002192 - SEP 521/522 and Disinfection Upgrades	01/18/19	02/02/21	02/02/21	06/30/21	\$ 41,613,516	\$ 45,016,932	\$ 45,016,932	\$ 44,997,272
10026826 - SEP Existing Digester Gas Handling Improvements	03/05/19	02/28/20	02/28/20	02/28/20	\$ 22,143,317	\$ 19,347,342	\$ 19,347,342	\$ 15,878,503
10015811 - SEP Oxygen Generation Plant 01	12/31/18	11/21/19	11/21/19	11/21/19	\$ 9,030,106	\$ 8,697,217	\$ 8,697,217	\$ 8,697,217
Oceanside Plant (OSP) Improvements								
10029739 - OSP Condition Assessment Repairs	06/28/21	12/31/20	12/31/20	01/29/21	\$ 15,843,037	\$ 13,848,737	\$ 13,848,737	\$ 11,630,774
10029740 - OSP Odor Control Optimization	04/15/22	02/05/20	02/05/20	02/05/20	\$ 5,129,029	\$ 1,678,517	\$ 1,678,517	\$ 1,207,197
North Point Facility (NPF) Improvements								
10026821 - Northpoint Outfall Refurbishment	08/27/18	10/31/18	10/31/18	10/31/18	\$ 17,775,621	\$ 18,183,639	\$ 18,183,639	\$ 18,183,639
Interceptors / Tunnels and Odor Control								
10002554 - Richmond Transport Modeling	06/30/14	06/30/14	06/30/14	06/30/14	\$ 86,883	\$ 86,883	\$ 86,883	\$ 86,883
10002641 - Collection System Condition Assessment	04/09/20	03/31/21	03/31/21	03/31/21	\$ 10,912,000	\$ 4,933,000	\$ 4,933,000	\$ 4,909,939
10002689 - Drumm and Jackson Streets Sewer System Improvement	12/14/18	12/31/20	12/31/20	12/31/20	\$ 11,126,000	\$ 6,470,172	\$ 6,470,172	\$ 6,470,881
10031676 - Rutland Sewer Improvements	04/26/18	09/21/18	09/21/18	09/21/18	\$ 1,500,000	\$ 1,500,000	\$ 1,500,000	\$ 1,500,000
Interdepartmental Projects								
10002672 - Central Subway Sewer Improvements	02/28/17	06/28/19	06/28/19	06/28/19	\$ 3,956,000	\$ 3,120,000	\$ 3,120,000	\$ 3,108,430
10031546 - Masonic Avenue Sewer Improvements	05/07/18	06/28/19	06/28/19	06/28/19	\$ 3,921,000	\$ 3,200,000	\$ 3,200,000	\$ 2,995,772
Pump Stations and Forcemain Improvements								
10002417 - Hudson Ave Pump Station and Outfall Improvements	02/28/18	10/31/17	10/31/17	10/31/17	\$ 594,000	\$ 281,639	\$ 281,639	\$ 281,639
10026829 - Cesar Chavez Pump Station	05/26/16	05/26/16	05/26/16	05/26/16	\$ 185,000	\$ 178,360	\$ 178,360	\$ 178,360
10002465 - Marin Street Sewer Replacement	08/03/18	01/23/20	01/23/20	01/23/20	\$ 3,926,000	\$ 5,968,190	\$ 5,968,190	\$ 5,968,191
10002138 - North Shore to Channel F M Drainage Improvement	06/06/17	06/06/17	06/06/17	06/06/17	\$ 29,800,000	\$ 17,300,000	\$ 17,300,000	\$ 17,300,000

I. SSIP Quarterly Report

Project Title	2016 Baseline Project Completion	2020 Approved Project Completion	Current Approved Project Completion	Actual Project Completion	2016 Baseline Project Budget	2020 Approved Project Budget	Current Approved Project Budget	Project Expenditures To Date
CSD and Transport/Storage Structures								
10002299 - Richmond Transport/Storage Tunnel Rehabilitation	05/13/19	12/31/20	12/31/20	12/31/20	\$ 4,873,000	\$ 600,000	\$ 600,000	\$ 589,972
Early Implementation Projects								
10031477 - Cesar Chavez Green Infrastructure	06/28/13	06/28/13	06/28/13	06/28/13	\$ 1,374,143	\$ 1,374,143	\$ 1,374,143	\$ 1,395,847
10015558/10026813 - Islais Creek Green Infrastructure	10/30/26	04/24/18	04/24/18	04/24/18	\$ 4,929,908	\$ 5,341,855	\$ 5,341,855	\$ 2,439,303
10031465 - North Shore Green Infrastructure	03/31/20	12/31/18	12/31/18	12/31/18	\$ 2,493,272	\$ 1,716,993	\$ 1,716,993	\$ 1,720,949
10026807 - Lake Merced Green Infrastructure	07/31/20	04/24/18	04/24/18	04/24/18	\$ 7,316,074	\$ 6,268,452	\$ 6,268,452	\$ 6,286,478
10031676 - Sunnydale Green Infrastructure	11/30/20	09/30/19	09/30/19	09/30/19	\$ 4,950,001	\$ 5,432,099	\$ 5,432,099	\$ 5,072,581
10031473 - Channel Green Infrastructure	09/17/20	08/31/18	08/31/18	08/31/18	\$ 4,569,648	\$ 2,227,221	\$ 2,227,221	\$ 2,198,796
Urban Watershed Assessment								
10015816 - Urban Watershed Assessment and Planning Initiation	06/28/13	06/28/13	06/28/13	06/28/13	\$ 3,102,671	\$ 3,102,671	\$ 3,102,671	\$ 3,102,671
10015817 - Urban Watershed Assessment and Planning	04/04/17	06/30/17	06/30/17	06/30/17	\$ 14,260,844	\$ 14,260,866	\$ 14,260,866	\$ 14,155,922
Advanced Rainfall and Operation Decision System								
10029728 - Advanced Rainfall Prediction - Part 1	06/29/18	06/29/18	06/29/18	06/29/18	\$ 3,254,000	\$ 1,639,552	\$ 1,639,552	\$ 1,488,628
10029729 - Operational Decision System Phase 1	09/30/16	09/30/16	09/30/16	09/30/16	\$ 1,000,921	\$ 967,572	\$ 967,572	\$ 944,709
Flood Resilience Projects								
10026811 - 17th and Folsom Wet Weather Storage	03/31/16	05/06/16	05/06/16	05/06/16	\$ 1,012,352	\$ 898,623	\$ 898,623	\$ 898,623
10026814 - Flood Resilience Analysis (Planning Phase Only)	05/31/17	02/28/17	02/28/17	02/28/17	\$ 2,505,999	\$ 2,176,246	\$ 2,176,246	\$ 2,176,246
10026815 - Flood Resilience - Early Projects (Planning Phase Only)	12/30/16	12/30/16	12/30/16	12/30/16	\$ 5,708,749	\$ 4,039,190	\$ 4,039,190	\$ 4,024,920
10026817 - Cayuga Ave Stormwater Detention Project	01/07/20	03/29/19	03/29/19	03/29/19	\$ 8,253,000	\$ 453,576	\$ 453,576	\$ 452,053
10026819 - 17th and Folsom Permanent Barriers	04/02/18	03/29/19	03/29/19	03/29/19	\$ 2,656,000	\$ 175,540	\$ 175,540	\$ 175,540
Land Reuse								
10031815 - Land Reuse of 1800 Jerrold Avenue	02/01/19	12/31/19	12/31/19	12/31/19	\$ 90,000,000	\$ 84,805,836	\$ 84,805,836	\$ 84,354,151
TOTAL					\$ 406,079,962	\$ 346,618,389	\$ 346,618,389	\$ 335,892,497

II. Facilities and Infrastructure Program



1. PROGRAM DESCRIPTION

The Wastewater Facilities and Infrastructure Program will encompass those capital improvements that fall outside of the Sewer System Improvement and Renewal and Replacement Programs. These capital projects are intended to provide for necessary upgrades to aging facilities which are not addressed by the SSIP or R&R to maintain their intended functions. Projects will include improvement to Treasure Island wastewater facilities and improvements to wastewater support facilities (office consolidation, Southeast Community Facility).

The Wastewater Facilities and Infrastructure Program will address the following challenges:

- Uphold the SFPUC Wastewater Enterprise Levels of Service (LOS);
- Protect the structural integrity of critical City infrastructure;
- Streamline core operational functions and processes;
- Employ energy efficiency components, stormwater management enhancements, seismic upgrades, spatial improvements, safety and security improvements, and other essential improvements to modernize existing facilities to current standards;
- Provide benefits to surrounding communities.

2. PROGRAM STATUS

This Quarterly Report presents the progress made on the Facilities and Infrastructure program between July 1, 2021 and September 30, 2021.

The approved project budget and schedule were developed and approved by the appropriate Wastewater Enterprise Manager on September 30, 2021. This is based on the project team's assessment at this time. However, it should be noted that the project team is currently focused on validating these estimates.

3. PROGRAM COST SUMMARY

Table 3 provides an overall program-level cost summary of the Facilities and Infrastructure Program. It shows the Expenditures to Date, Current Approved Budget, Q1/FY21-22 Forecasted Costs, Cost Variance between the Current Approved and Forecasted Cost, and Variance Over Reporting Period. The Current Approved Budget is \$662.6 million and the currently Forecast Cost (based on the proposed project list) at completion is 676.7 million (\$14.1 million over the Current Approved Budget).

Table 3. Program Cost Summary

Program	Expenditures to Date (\$ Million) (A)	Current Approved Budget (\$ Million) (B)	Q1/FY21-22 Forecasted Cost (\$ Million) (C)	Cost Variance (\$ Million) (D = B - C)	Variance Over Reporting Period* (\$ Million) (E)
Facilities and Infrastructure Program	\$161.81	\$662.61	\$676.68	(\$14.08)	(\$14.08)

* Negative number is reflecting cost increases since last quarter, and positive number is reflecting cost reduction since last quarter.

II. WWE F&I Quarterly Report

4. PROGRAM SCHEDULE SUMMARY

Figure 4 and Table 4 compare the Current Approved and Current Forecasted Schedules for the Facilities and Infrastructure Program. The Program schedule is under development, the overall time frame is 20-30 years.

5. BUDGET AND SCHEDULE TREND SUMMARY

Starting with the Q1 FY21-22 Quarterly Report, a revised report format includes a new Table 5, titled Budget and Schedule Trend Summary. This Table 5 contains all approved SSIP projects that are active and in any of the planning, design, bid and award, or construction phases of the project. The table excludes all Program Management accounts, as well as any projects that are either Not-Initiated, On-Hold, in Close-Out or Completed.

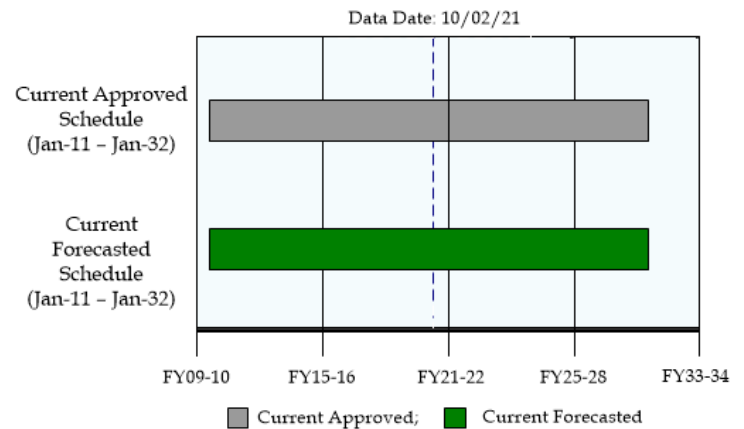


Figure 4. Program Schedule Summary

Table 4. Current Approved vs. Current Forecasted Schedule Dates

Program	Current Approved Project Start	Actual Start	Current Approved Completion	Current Forecasted Completion	Schedule Variance (Months)
Facilities and Infrastructure Program	01/01/11	01/01/11✓	01/29/32	01/29/32	-

Table 5. Budget and Schedule Trend Summary

All Costs are shown in million.

Project Name	Most Recent CIP Approved Budget		Project Initiation		CER		35% Design		95% Design		Awarded Construction ³		Current Status	
	Approved Budget	Approved Completion	Forecasted Cost	Forecasted Completion	Forecasted Cost	Forecasted Completion	Forecasted Cost	Forecasted Completion	Forecasted Cost	Forecasted Completion	Forecasted Cost	Forecasted Completion	Forecasted Cost	Forecasted Completion
	a	b	c	d	e	f	g	h	i	j	k	l	m	n
WWE - Facilities and Infrastructure (F&I)														
10033820 Southeast Outfall Condition Assessment & Rehabilitation	FY21-30		07/01/19		06/30/23		08/30/24		06/27/25		01/22/26		Q1 - FY21-22	
	\$33.8	04/30/27	\$33.8	01/31/28	TBD	TBD	TBD	TBD	TBD	TBD	TBD	TBD	\$33.8	09/30/30
10015546 New Treasure Island Wastewater Treatment Plant ²	FY21-30		06/18/18		04/02/19		12/30/21		N/A		08/23/22		Q3 - FY20-21	
	\$202.2	05/23/25	\$67.4	11/01/22	\$67.4	01/29/24	TBD	TBD	N/A	N/A	TBD	TBD	\$202.2	05/22/26
10015554 Ocean Beach Climate Change Adaptation Project	FY21-30		07/23/12		09/30/19		09/30/20		04/29/22		03/24/23		Q1 - FY21-22	
	\$169.9	07/01/27	\$126.7	01/30/26	\$169.9	07/01/27	\$169.9	07/01/27	TBD	TBD	TBD	TBD	\$183.4	01/12/28
10015556 Southeast Community Center at 1550 Evans ¹	FY21-30		07/01/19		01/31/18		01/31/18		07/31/19		01/13/20		Q1 - FY21-22	
	\$114.0	12/29/23	\$108.5	12/19/23	\$108.5	12/19/23	\$108.5	12/29/23	\$108.5	12/29/23	\$108.5	12/29/23	\$114.0	12/29/23
10015557 Southeast Outfall Condition Assessment & Rehabilitation	FY21-30		07/01/19		TBD		TBD		TBD		TBD		Q1 - FY21-22	
	\$33.8	04/30/27	\$33.8	01/31/28	TBD	TBD	TBD	TBD	TBD	TBD	TBD	TBD	\$33.8	09/30/30

Foot notes:

1. The project delivery method for this project is Construction Manager/General Contractor (CM/GC).
2. The project delivery method for this project is Progressive Design-Built (DB).
3. This represents Forecasted project cost and project completion date at the time of award of construction contract, award of CM/GC scope, award of DB scope.

6. PROJECT PERFORMANCE SUMMARY*

All costs are shown in \$1,000s as of 10/02/21

Project Name	Active Phase (**) (a)	‡ CIP Approved Budget (b)	‡ Current Approved Budget (c)	Current Forecasted Cost (d)	Expenditures To Date (e)	Cost Variance (f = c - d)	% Cost Changes (g = f/c) (+++)	‡ CIP Approved Completion (h)	‡ Current Approved Completion (i)	Current Forecasted Completion (j)	Schedule Variance (k = i - j)
Facilities and Infrastructure											
10033820 - Southeast Outfall Condition Assessment & Rehabilitation	PL	\$ 33,775	\$ 33,775	\$ 33,775	\$ 839	-	0%	04/01/30	04/01/30	09/30/30	(182)
10015546 - New Treasure Island Wastewater Treatment Plant	DS	\$ 202,208	\$ 202,208	\$ 202,208	\$ 7,811	-	0%	05/23/25	05/23/25	05/22/26	(364)
10015554 - Ocean Beach Climate Change Adaptation Project	CN	\$ 169,923	\$ 169,923	\$ 183,489	\$ 19,291	(\$13,566)	-8%	07/01/27	07/01/27	01/12/28	(195)
10015556 - Southeast Community Center @ 1550 Evans	CN	\$ 114,000	\$ 114,000	\$ 114,000	\$ 85,334	-	0%	12/29/23	12/29/23	12/29/23	-
10015557 - Southeast Bay Outfall Islais Creek Crossing Replacement	DS	\$ 67,600	\$ 67,600	\$ 67,600	\$ 10,196	-	0%	06/03/26	06/03/26	06/03/26	-

* Exclude projects with completed construction and projects that are no longer active (i.e., deleted projects, closed projects, and projects combined with other projects)

** Phase Status Legend		
PL	Planning	DS
DS	Design	MP
BA	Bid & Award	CN
CN	Construction	MP
MP	Multi-Phases	

Footnotes:

- (+) **CIP Approved Budget and Project Completion Date:** The budget and schedule approved as part of 10-year CIP for FY21-30.
- (++) **Current Approved Budget and Schedule:** The budget and schedule approved as part of 10-year CIP for FY21-30, plus any additional budget and schedule changes approved by the Commission as part of construction contract award.
- (+++) **Negative number is reflecting cost overrun (Schedule delay) and positive number is reflecting cost underrun (Ahead of Schedule).** Projects with a forecasted cost overrun greater than 10%, or forecasted delay of greater than 6 months or 10%, will be highlighted in grey.

7. PROJECT STATUS REPORT

10033820 - Southeast Outfall Condition Assessment & Rehabilitation

Description: This Wastewater Enterprise Capital Improvement Program project will include extensive condition assessment and rehabilitation of the Southeast Water Pollution Control Plant (SEP) effluent force main. The Booster pump station was constructed in 1967 and last upgraded in 2002. The Booster Pump Station receives treated effluent from Southeast Treatment Plant via 72" gravity conduit. The discharge system from Booster Pump Station consists of 42" and 36" parallel force mains under Islais Creek that ultimately discharge into 60" Southeast Outfall. The effluent outfall discharges into the San Francisco Bay through the series of pipes at Pier 80. The outfall ends with 36" pipe and diffuser system that was replaced in 2012 using JOC Contract. The treated effluent flow conveyance is 50-60 million gallons per day(MGD) average and 110 MGD peak through the Southeast Outfall System. The underwater crossings have exhibited leaks 3 times in past 6 years and were repaired with JOC Contracts. The last limited condition assessment was performed in 2010-2011 and the report recommended the near-term and long-term actions for the entire Outfall system. The short-term action recommended that Islais Creek Underwater Crossings replacement within 5 years and long-term action recommended the re-inspection and re-habilitation of the remaining system within 10 years. The Islais Creek underwater crossings replacement is currently at 35% design phase under separate project FAC04 Facilities and Infrastructure Program. This new project will thoroughly and completely evaluate the condition and remaining life expectancy of the Southeast Outfall System and implement the rehabilitation solutions to extend the useful life.

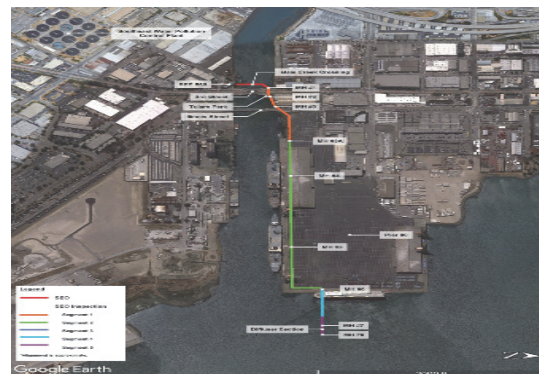
Program: Facilities and Infrastructure		Project Status: Planning		Environmental Status: Not Initiated	
Project Cost:			Project Schedule:		
Approved		\$33.78 M	Approved Jul-19		Apr-30
Forecast		\$33.78 M	Forecast Jul-19		Sep-30
Actual		\$0.84 M	Project Percent Complete: 4.1%		
Key Milestones:	Environmental Approval	Bid Advertisement	Construction NTP	Construction Final Completion	
Current Forecast	TBD	10/29/25	04/06/26	04/05/30	

Progress and Status:

Southeast outfall was inspected on September 15, 2011 during the scheduled shutdown period of the Southeast outfall system. The condition assessment on the interior of the onshore 60-inch RCCP was performed by CCTV and laser equipment while that of the offshore 54-inch DIP was performed by a diver. Future inspections on the outside of the submerged 54-inch DIP section is being planned for next quarter.

Issues and Challenges:

Due to delay in contract amendment, the outfall inspection was delayed which pushed the forecast project completion further to September 2030.









Southeast Outfall Segments

II. WWE F&I Quarterly Report

10015546 - New Treasure Island Wastewater Treatment Plant

Description: The objective of the project is to build a new wastewater treatment plant that will provide reliable service for the Treasure Island residents and meet the recycled water demands of the future redevelopment on the island. The existing facility was built by the United States Navy over 50 years ago and is past its useful life and no longer reliable. The existing facility is also not capable of providing recycled water and meeting the needs of the residents on the redeveloped island.

Program: Facilities and Infrastructure		Project Status: Design		Environmental Status: Completed (EIR)	
Project Cost:			Project Schedule:		
Approved		\$202.21 M	Approved Jan-11		May-25
Forecast		\$202.21 M	Forecast Jan-11		May-26
Actual		\$7.81 M	Project Percent Complete: 7.0%		
					
Key Milestones:	Environmental Approval	Bid Advertisement	Construction NTP	Construction Final Completion	
Current Forecast	04/18/19✓	N/A	01/18/23	11/21/25	

Progress and Status:

Project team continues to work on the development of the Request for Proposals document and supporting material. Project team continues to coordinate with grants and loans specialist to secure SRF and WIFIA funds. Coordination is ongoing with site preparation, geotechnical improvements, and other project activities with Treasure Island Community Development (TICD) and Treasure Island Development Authority (TIDA).

Issues and Challenges:







The DB-132 RFP issuance was delayed to December 2021 to evaluate the impact of current market conditions on the procurement approach. With market conditions somewhat stabilizing, the procurement approach was finalized with a fixed-price Design-Build. The design consultant contract (PRO.0073) has also reached its capacity during this period and will require a contract modification including Contract Monitoring Division and Commission approval. This delay time was used by the Project Team to conduct outreach to two prequalified Design-Build teams and early input was received on the draft technical design criteria package.



Rendering of the proposed Treasure Island Wastewater Treatment Plant

10015554 - Ocean Beach Climate Change Adaptation Project

Description: The project will develop a comprehensive shoreline management and protection plan against bluff erosion and climate-change induced sea level rise along Ocean Beach south of Sloat Boulevard consistent with the recommendations in the 2012 Ocean Beach Master Plan (OBMP). This project is necessary to protect the integrity of wastewater assets built to protect public health and the environment, including the Lake Merced Tunnel, the Westside Pump Station and the Oceanside Treatment Plant. The project includes a) Short-term Improvements [STI] to provide interim (2015-2022) erosion protection and improved beach access [e.g., sand backpass/stabilization and placement of sand bags], b) Army Corps of Engineers Section 204 beach nourishment [ACOE] (e.g., beneficial reuse of dredged sand to provide erosion protection), and c) Long-term Improvements [LTI] that will address a comprehensive shoreline management and protection plan.

Program: Facilities and Infrastructure	Project Status: Construction	Environmental Status: Active (EIR)
Project Cost:		Project Schedule:
Approved 	\$169.92 M	Approved Jul-12  Jul-27
Forecast 	\$183.49 M	Forecast Jul-12  Jan-28
Actual 	\$19.29 M	Project Percent Complete: 10.8%
		

Key Milestones:	Environmental Approval	Bid Advertisement	Construction NTP	Construction Final Completion
Current Forecast	(A) 09/10/14✓ (B) 02/09/21✓ (C) 04/03/23	09/14/15✓ N/A 12/12/22	01/07/16✓ 10/19/21 07/11/23	03/05/21✓ 04/26/22 07/09/27

(A) Short Term Improvements (STI) represent multi-year, as-needed contracts WW-607, WW-667 and WW-714. (B) The Army Corps of Engineers (ACOE) will be responsible for construction (no Bid & Award). (C) Long Term Improvements (LTI)

Progress and Status:

A) STI: Award of the contract, WW-714, was approved by the Commission on July 27, 2021. Annual monitoring indicated that sand is needed to protect the Lake Merced Tunnel. Sand was placed as part of the ACOE phase in August and September 2021.

B) ACOE: The ACOE awarded a contract for Beneficial Reuse of dredged sand at South Ocean Beach. The project mobilized for construction in July 2021 and placed nearly 300,000 CY of material on Ocean Beach.

C) LTI: This is the first CCSF Climate Change Adaptation Project requiring a high level of coordination with other CCSF Agencies; negotiations on funding continues at a very slow rate and continues to impact overall project progress. 65% design completed: Screencheck of DEIR under development.

Issues and Challenges:

The forecasted budget increase of \$13.5M is largely related to a change in the escalation rate and estimates for construction management. The forecasted delay of 6 months is related to delays in the completion of 65% design, longer anticipated durations needed for achieving 95% and 100% design drawings and an









Aerial Photo of ACOE Sand Placement

increase in the time between contract award and NTP based on historical data related to large, complicated projects.

II. WWE F&I Quarterly Report

10015556 - Southeast Community Center @ 1550 Evans

Description: The Southeast Community Center project will serve to address the SFPUC's commitment to the mitigation measure for the expansion of the Southeast Plant (SEP) by constructing a new community center at 1550 Evans. The project will include a childcare center, café, multipurpose space for meetings, events, and workshops, and co-working office and classroom space for community-based organizations providing workforce development services. It will also include parking and over two acres of landscaped open space, with play areas, an amphitheater, picnic areas and gardens. The new center will provide a wide range of social services supporting workforce development and education for Southeast residents of all ages.

Program: Facilities and Infrastructure	Project Status: Construction	Environmental Status: Completed (CatEx)
Project Cost:		Project Schedule:
Approved 	\$114.00 M	Approved Jul-12  Dec-23
Forecast 	\$114.00 M	Forecast Jul-12  Dec-23
Actual 	\$85.33 M	Project Percent Complete: 74.3%
		

Key Milestones:	Environmental Approval	Bid+ Advertisement	Construction NTP	Construction Final Completion
Current Forecast	10/30/18✓	N/A	01/13/20✓	12/31/22

+ The project delivery method for this project is construction Manager/General Contractor (CM/GC).

Progress and Status:

The project construction is 81% complete, and the construction is proceeding with enclosing the walls and the building. LBE, local workforce and community participation are reported in monthly newsletters and on the project website, www.southeastcommunitycenter.com.

Issues and Challenges:

There is a significant delay in getting permanent power from PG&E. The project team is doing everything possible to move it forward.



Southeast Community Center construction work in progress

10015557 - Southeast Bay Outfall Islais Creek Crossing Replacement

Description: This Wastewater Enterprise Capital Improvement Program project will include improvements to the Southeast Water Pollution Control Plant (SEP) effluent force main crossings at Islais Creek and modifications to the Booster Pump Station. SEP is the SFPUC’s largest wastewater facility treating almost 80% of the City’s dry and wet weather flows.

Major improvements are planned to ensure that the SEP facilities maintain permit compliance and operate reliably. This project primarily addresses the portion of effluent discharge outfall into the San Francisco Bay through the series of pipes at Pier 80. Following improvements are needed to address aging infrastructure:

- Pipeline replacement within the Islais Creek
- Restoration of access manholes for future inspection and maintenance
- Improving flow velocity with new pipeline material
- Providing redundancy and flexibility for operation
- Piping isolation improvements to the Booster Pump Station

Program: Facilities and Infrastructure		Project Status: Design		Environmental Status: Active (MND)	
Project Cost:			Project Schedule:		
Approved		\$67.60 M	Approved Sep-16		Jun-26
Forecast		\$67.60 M	Forecast Sep-16		Jun-26
Actual		\$10.20 M	Project Percent Complete: 19.2%		

Key Milestones:	Environmental Approval	Bid Advertisement	Construction NTP	Construction Final Completion
Current Forecast	TBD	TBD	TBD	TBD

Progress and Status:

As stated previously, after presenting the alternatives to management, the project has been put on hold. Project is being re-evaluated as part of upcoming Capital planning efforts.

Issues and Challenges:

As mentioned previously, due to a challenging alternatives evaluation process, the project scope is currently being reconsidered, thus schedule and budget is impacted and yet to be determined.



Current pipeline crossing at Islais Creek

8. On-Going Construction**

Construction Contract	Schedule			Budget		Variance (Approved - Forecast)		Actual % Complete
	NTP Date	Approved Construction Final Completion	Current Forecasted Construction Final Completion*	Approved Contract Cost	Current Forecasted Cost*	Schedule (Cal. Days)	Cost	
Facilities and Infrastructure								
10015556 Southeast Community Center @ 1550 Evans	01/13/20	12/31/22	12/31/22	\$ 71,051,372	\$ 74,031,584	-	(\$2,980,212)	81.0%

Program Total for On-Going Construction	Approved Contract Cost	Current Forecasted Cost	Variance	
			Cost	Percent
	\$ 71,051,372	\$ 74,031,584	(\$2,980,212)	(4.2%)

Note: * The Forecasted Cost includes all approved, pending, and potential change orders, and Final Completion Date includes all approved, pending, and potential change orders, and trends.

** This table is reflecting Active construction contract with original contract amount greater than \$1M.

9. PROJECTS IN CLOSE-OUT

Project Title	2016 Baseline Construction Phase Completion	2020 Approved Construction Phase Completion	Current Approved Construction Phase Completion	Actual Construction Phase Completion	2016 Baseline Construction Phase Budget	2020 Approved Construction Phase Budget	Current Approved Construction Phase Budget	Construction Phase Expenditures To Date
Facilities and Infrastructure								
10015555 - Collection Division Consolidation (Griffith Yard Improvements)*	N/A	02/15/19	05/22/19	05/22/19	\$ 0	\$ 27,361,789	\$ 16,629,029	\$ 16,629,029
TOTAL					\$ 0	\$ 27,361,789	\$ 16,629,029	\$ 16,629,029

* Remaining funds are being used to support wastewater facility planning projects.

10. COMPLETED PROJECTS

No projects are currently completed.



III. Renewal and Replacement Program





1. PROGRAM DESCRIPTION

The Wastewater Enterprise (WWE) Renewal and Replacement Program (R&R) is a continuing annual program that seeks to address deficiencies in two wastewater infrastructure categories: R&R Collection System and R&R Treatment Facilities. The goal of the R&R Program is to meet the endorsed levels of service goals, regulatory permit compliance, system reliability and functionality, and sustainable operations of the City’s sewer system. The R&R Program also complies with the State requirement that a provision be made for the periodic repair and replacement of sewer system facilities.

San Francisco’s sewer collection system was installed in phases beginning in the early 1870’s. Many of the sewers are near the end of their useful life and are in need of urgent attention in order to continue to function at proper capacity and to meet regulatory standards. An asset management approach was developed to prioritize which assets within the sewer system should get attention first. For the R&R Collection System, the asset management base approach factors in the physical condition of the sewer, age, location, risk, public safety, Department of Public Work’s street paving schedule, and various other factors. Approximately 12.4 miles of sewer replacement work was awarded in FY 13-14. In FY 14-15 the sewer replacement mileage target subsequently increases to 15 miles to meet Commission endorsed Level of Service goals.

The R&R Treatment Facilities projects are prioritized based upon regulatory compliance, condition assessments, Operation staff recommendations, and Level of Service goals. These projects seek to extend the useful life of treatment facility assets throughout San Francisco by helping to maintain their treatment capacity and performance and enable

WWE to maintain regulatory compliance with Regional Water Quality Control Board (RWQCB) National Pollutant Discharge Elimination System (NPDES) permits and Bay Area Air Quality Management District (BAAQMD) requirements.

2. PROGRAM STATUS

This Quarterly Report presents the progress made on the Renewal and Replacement Program (R&R) projects between July 1, 2021 and September 30, 2021.

The approved project budget and schedule were developed and approved by the appropriate Wastewater Enterprise Manager on September 30, 2021. This is based on the project team’s best assessment of the projects at this time. However, it should be noted that the project team is currently focused on validating these estimates.

Figures 2.1 and 2.2 show the total number of active projects remaining in each phase of the R&R Collection systems and R&R Treatment Facilities programs as of September 30, 2021.

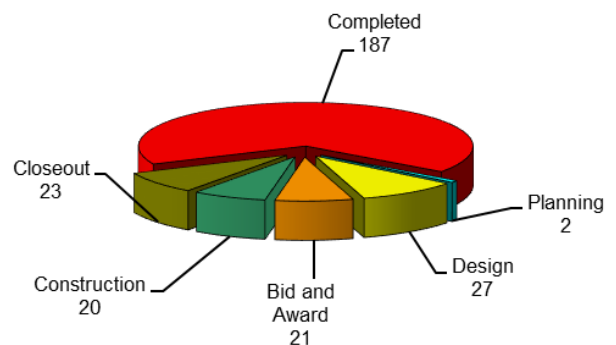


Figure 2.1 Total Number of Active R&R Collection Systems Projects in R&R Program

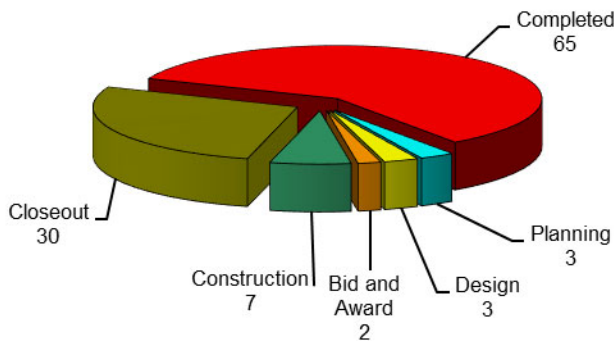
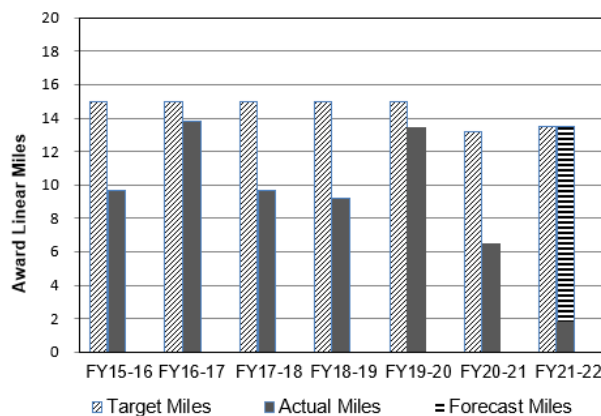


Figure 2.2 Total Number of Active R&R Treatment Facilities Projects in R&R Program

The Wastewater R&R Collection System Sewer Replacement Program has an annual budget of \$81.2 million in FY22 to award a target of 13.5 miles of sewer replacement work in San Francisco.

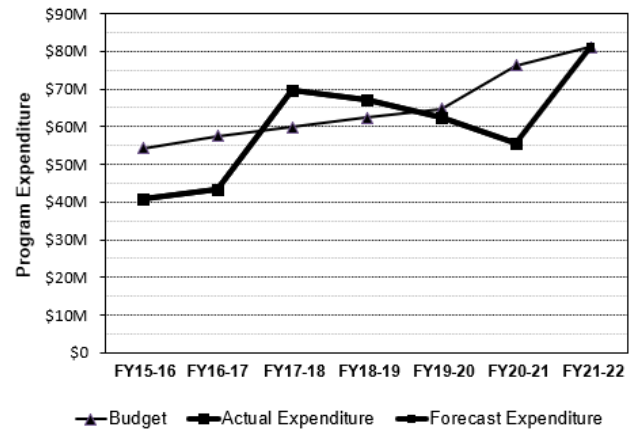
Figure 2.3 shows the target and actual award miles of sewer improvement projects that have been awarded to date and are forecasted to be awarded. The Wastewater R&R Collection System Sewer Replacement Program has awarded approximately 1.8 miles of sewer replacement work in FY22.



	FY15-16	FY16-17	FY17-18	FY18-19	FY19-20	FY20-21	FY21-22
Target Miles	15.0	15.0	15.0	15.0	15.0	13.2	13.5
Actual Miles	9.7	13.8	9.7	9.2	13.4	6.5	1.8
Forecast Miles							13.5

Figure 2.3 Wastewater R&R Collection System - Sewer Improvements - Award Linear Miles by Fiscal Year

Figure 2.4 shows the annual total program expenditure by fiscal year for the R&R Collection System Sewer Replacement program.



	FY15-16	FY16-17	FY17-18	FY18-19	FY19-20	FY20-21	FY21-22
Budget	\$54.3M	\$57.6M	\$59.9M	\$62.3M	\$64.8M	\$76.3M	\$81.2M
Actual Expenditure	\$40.8M	\$43.4M	\$69.7M	\$67.0M	\$62.4M	\$55.5M	\$3.3M
Forecast Expenditure							\$81.2M

Figure 2.4 Wastewater R&R Collection System - Sewer Improvements - Program Expenditure by Fiscal Year

3. PROGRAM COST SUMMARY

Table 3 provides an overall program-level cost summary of the R&R Program. It shows the Expenditures to Date; Current Approved Budget and Current Forecasted Cost; and the Cost Variance between the Approved Budget and Forecasted Cost.

The total Approved Budget for the R&R Program is \$1,099.0 million and the Current Forecasted Cost at completion is \$1,088.8 million (\$10.2 million under the Current Approved Budget).

Table 3. Program Cost Summary

Subprograms	Expenditures to Date (\$ Million) (A)	Current Approved Budget (\$ Million) (B)	Q1/Fy21-22 Forecasted Cost (\$ Million) (C)	Cost Variance (\$ Million) (D = B - C)
R&R Collection Systems	\$644.60	\$909.34	\$899.14	\$10.20
R&R Treatment Facilities	\$133.67	\$189.66	\$189.66	-
Program Total	\$778.28	\$1,099.00	\$1,088.80	\$10.20

4. PROGRAM SCHEDULE SUMMARY

Figure 4 and Table 4 compare the Current Approved and Current Forecasted Schedules for the R&R program. The Approved Schedule completion for the overall R&R program is March 2023. The overall R&R Program is currently forecasted to be completed in March 2023.

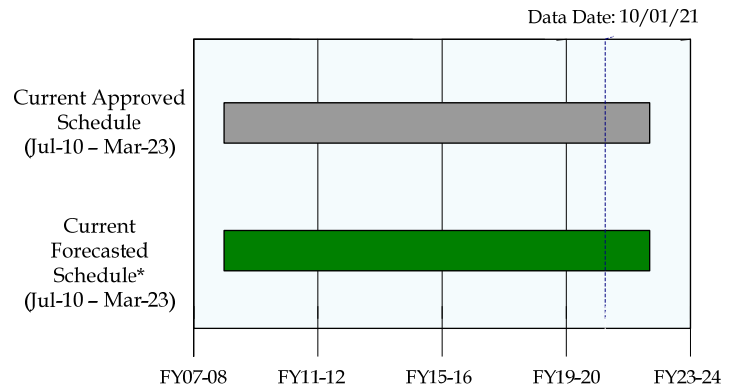


Figure 4. Program Schedule Summary

Table 4 Current Approved vs. Current Forecasted Schedule Dates

Sub-Program	Current Approved Project Start	Actual Start	Current Approved Completion	Current Forecasted Completion	Schedule Variance (Months)
R&R Collection Systems	07/01/10	07/01/10✓	03/31/23	03/31/23	-
R&R Treatment Facilities	07/01/10	07/01/10✓	02/12/23	02/12/23	-
Overall Program	07/01/10	07/01/10✓	03/31/23	03/31/23	-

5. PROGRAM PERFORMANCE SUMMARY*

All costs are shown in \$1,000s as of 10/02/21

Program Name	Active Phase (**) (a)	‡ CIP Approved Budget (b)	‡ Current Approved Budget (c)	Current Forecasted Cost (d)	Expenditures To Date (e)	Cost Variance (f = c - d)	% Cost Changes (g = f/c) (+++)	‡ CIP Approved Completion (h)	‡ Current Approved Completion (i)	Current Forecasted Completion (j)	Schedule Variance (k = i - j)
Renewals and Replacements											
15722 - R&R Collection Systems	MP	\$ 793,640	\$ 909,340	\$ 899,140	\$ 644,601	\$ 10,200	1%	03/31/22	03/31/23	03/31/23	-
15724 - R&R Treatment Facilities	MP	\$ 163,035	\$ 189,660	\$ 189,660	\$ 133,675	-	0%	02/14/22	02/14/23	02/14/23	-

* Exclude projects with completed construction and projects that are no longer active (i.e., deleted projects, closed projects, and projects combined with other projects)

** Phase Status Legend	
PL Planning	DS Design
BA Bid & Award	CN Construction
	MP Multi-Phases







Footnotes:

- (+) **CIP Approved Budget and Project Completion Date:** The budget and schedule approved as part of 10-year CIP for FY21-30.
- (++) **Current Approved Budget and Schedule:** The budget and schedule approved as part of 10-year CIP for FY21-30, plus any additional budget and schedule changes approved by the Commission as part of construction contract award.
- (+++) **Negative number is reflecting cost overrun (Schedule delay) and positive number is reflecting cost underrun (Ahead of Schedule).** Projects with a forecasted cost overrun greater than 10%, or forecasted delay of greater than 6 months or 10%, will be highlighted in grey.

6. PROJECT STATUS REPORT

15722 - R&R Collection Systems

Description: The purpose of the Wastewater Enterprise (WWE) Renewal and Replacement Program (R&R) Collection System Sewer Improvements project is to maintain the existing functionality of the sewage collection system and address planned and emergency projects for repair and replacement of structurally inadequate sewers. This project consists of the following sub-projects: small diameter (less than and equal to 36-inch) sewer improvements, small diameter (less than and equal to 36-inch) sewer condition assessment, spot sewer replacement, large diameter (greater than 36-inch) sewer condition assessment, large diameter (greater than 36-inch) sewer improvements and sewer transport storage box condition assessment. By utilizing an asset management approach, which factors in: physical condition, age, location, risk, public safety, paving schedule and other factors, aging and failed portions of the collection system are identified and replaced.

Program: Renewals and Replacements	Program Status: Multiple Phases	Environmental Status: Completed
Project Cost:		Project Schedule:
Approved  \$909.34 M	Approved Jul-10  Mar-23	
Forecast  \$899.14 M	Forecast Jul-10  Mar-23	
Actual  \$644.60 M	Project Percent Complete: 80.0%	
		

Key Milestones:	Environmental++ Approval	Bid+ Advertisement	Construction NTP+	Construction+ Final Completion
Current Forecast	See Note++	Various	Various	Various

+ See Section 7 for the active construction contracts information.

++On-Going Construction Projects identified in Section 7. were all covered under exemption determinations.

Progress and Status:

The summary below shows the total number of projects in each phase of the program as of September 30, 2021.

The two-hundred eighty (280) WWE Collection Systems projects are distributed as follows:

Planning:	2
Design:	27
Bid & Award:	21
Construction:	20
Closeout:	23
Completed:	187

During this Quarter, 6 new projects were initiated, 9 projects were advertised, 3 projects were awarded/awaiting NTP, 2 project received NTP, 6 projects completed construction and 2 projects closed out.







Issues and Challenges:

None at this time.

III. WWE R&R Quarterly Report

15724 - R&R Treatment Facilities

Description: The purpose of the Wastewater Enterprise (WWE) Renewal and Replacement (R&R) Treatment Program is to extend the useful life of the WWE treatment facility assets. The R&R Treatment Facilities projects are prioritized based upon regulatory compliance, condition assessments, Operation staff recommendations and Level Of Service goals.

Program: Renewals and Replacements		Program Status: Multiple Phases		Environmental Status: On-going	
Project Cost:			Project Schedule:		
Approved		\$189.66 M	Approved Jul-10		Feb-23
Forecast		\$189.66 M	Forecast Jul-10		Feb-23
Actual		\$133.67 M	Project Percent Complete: 83.0%		
					
Key Milestones:	Environmental++ Approval	Bid+ Advertisement	Construction NTP+	Construction+ Final Completion	
Current Forecast	See Note++	Various	Various	Various	

+ See Section 7 for the active construction contracts information.

++ Projects will be reviewed for CEQA compliance as they proceed.

Progress and Status:

The summary below shows the total number of the remaining projects in each phase of the program as of September 30, 2021.

The one-hundred nine (110) active WWE Treatment Facility Repair projects distributed as follows:

Planning: 3
 Design: 3
 Bid/Award: 2
 Construction: 7
 Closeout: 30
 Completed: 65

Equipment Purchase FY22 to Date: 4 equipment purchases completed totaling \$57,462.21.

Issues and Challenges:

None at this time.

7. On-Going Construction**

Construction Contract	Schedule			Budget		Variance (Approved - Forecast)		Actual % Complete
	NTP Date	Approved Construction Final Completion	Current Forecasted Construction Final Completion*	Approved Contract Cost	Current Forecasted Cost*	Schedule (Cal. Days)	Cost	
R&R Collection System								
10015681-As-Needed Sewer Sealing (WW-644)	02/06/17	10/08/21	10/08/21	\$ 4,032,199	\$ 4,032,199	-	-	94.1%
10033120-Variou Locations Sewer Replacement No. 6 (WW-677)	06/15/20	05/20/21	10/31/21	\$ 4,107,325	\$ 4,107,325	(164)	-	86.0%
10033122-Variou Locations Sewer Replacement No. 8 (WW-679)	01/04/21	03/04/22	01/03/22	\$ 4,409,287	\$ 4,409,287	60	-	41.9%
10034355-As-Needed Spot Sewer Replacement No. 40 (WW-693)	11/30/20	01/03/22	01/03/22	\$ 9,689,823	\$ 9,689,823	-	-	53.3%
10034564-As-Needed Sewer Cleaning and Inspection (FY20) (WW-695)	09/03/19	11/21/21	11/21/21	\$ 2,052,122	\$ 2,052,122	-	-	82.2%
10034813-As-Needed Main Sewer Replacement No. 8 (WW-697)	11/30/20	01/03/22	01/03/22	\$ 7,373,000	\$ 7,373,000	-	-	53.3%
10034814-As-Needed Spot Sewer Replacement No. 41 (WW-698)	05/24/21	06/27/22	06/27/22	\$ 8,155,118	\$ 8,155,118	-	-	9.5%
10034829-As-Needed Sewer Cleaning and Inspection (FY21) (WW-700)	11/23/20	06/15/22	06/15/22	\$ 1,915,287	\$ 1,915,287	-	-	38.6%

Note: * The Forecasted Cost includes all approved, pending, and potential change orders, and Final Completion Date includes all approved, pending, and potential change orders, and trends.

** This table is reflecting Active construction contract with original contract amount greater than \$1M.

III. WVE R&R Quarterly Report

Q1-FY2021-2022 (07/01/21 - 09/30/21)

Construction Contract	Schedule			Budget		Variance (Approved - Forecast)		Actual % Complete
	NTP Date	Approved Construction Final Completion	Current Forecasted Construction Final Completion*	Approved Contract Cost	Current Forecasted Cost*	Schedule (Cal. Days)	Cost	
R&R Treatment Plants								
10035390 - OSP Egg-Shaped Digester Interior Lining Rehabilitation (WW-706)	10/01/20	09/20/22	09/20/22	\$ 2,461,000	\$ 2,461,000	-	-	55.0%

Program Total for On-Going Construction	Approved Contract Cost	Current Forecasted Cost	Variance	
			Cost	Percent
	\$ 44,195,160	\$ 44,195,160	\$0	0 %

Note: * The Forecasted Cost includes all approved, pending, and potential change orders, and Final Completion Date includes all approved, pending, and potential change orders, and trends.

** This table is reflecting Active construction contract with original contract amount greater than \$1M.

8. PROGRAMS IN CLOSE-OUT

No program is currently under close-out.

9. COMPLETED PROGRAMS

No program is currently completed.

This page is intentionally left blank.

APPENDICES

- 1. PROJECT DESCRIPTIONS**
- 2. APPROVED PROJECT-LEVEL SCHEDULE**
- 3. LIST OF ACRONYMS**

This page is intentionally left blank

APPENDIX 1. PROJECT DESCRIPTION

APPENDIX 1.1 SEWER SYSTEM IMPROVEMENT PROGRAM

TREATMENT FACILITIES

Southeast Treatment Plant (SEP) Improvements

10015796 - SEP Biosolids Digester Facilities Project

Planning, engineering, and construction of the new solids processing facilities will include solids pretreatment; the thermal hydrolysis process (THP); anaerobic digestion; biosolids dewatering; biosolids product storage and loadout; biogas utilization; odor control; automated control systems; chemical facilities, and associated appurtenances and piping.

Key BDFP facilities and processes consist of:

- Primary sludge (PS) and waste sludge (WAS) pumping to the solids treatment processes, which includes improvement to the existing WAS pumping facilities.
- A consolidated Solids Pretreatment building that incorporates the following processes/equipment:
 - o WAS thickening using gravity belt thickeners (GBTs) (3 units).
 - o Blending of thickened activated sludge (TAS) and PS to produce combined primary and active sludge (CPAS).
 - o Screening of CPAS using inline strainpress-type screens (5 units).
 - o Pre-THP Cake Storage (3 hoppers).
 - o Pre-THP dewatering of screened CPAS using centrifuges (5 units).
- Thermal hydrolysis of dewatered, screened CPAS using Cambi THP process (3 THP units) and cooling of the thermally hydrolyzed sludge (THS).
- Mesophilic anaerobic digestion and digested sludge (DS) storage using digesters (5 silo-shaped digesters).
- A Biosolids Dewatering building that will include the following processes/equipment:
 - o Dewatering of digested biosolids using belt filter presses (BFPs) (4 units),
 - o Storage (4 silos) and load-out of dewatered biosolids product using screw conveyors, and

truck hauling.

- Beneficial use of the biogas produced during the digestion process. Biomethane Pipeline Injection is being considered as an alternative biogas end use. The biogas will be treated to natural gas quality, injected into an existing PG&E gas line, and then sold as a renewable natural gas or vehicle fuel in a potential Public-Private Partnership (P3) contract. This alternate biogas end use would provide the SFPUC its highest value and reduce local air emissions in the SEP neighborhood due to the elimination of electricity-producing combustion engines.

- Odor control facilities consisting of biofilters, carbon units and ammonia scrubbers
- Process systems to support the BDFP facilities including No. 2 water (W2 – chlorinated and filtered plant secondary effluent) system upgrade, plant air, polymer systems, and cooling water system. Ancillary facilities will also include a ferric chloride facility for struvite control, as well as pumped plant recycle (PPR) pumping to convey the liquids return streams from thickening, pre-THP dewatering, and biosolids dewatering.

The proposed site for the BDFP facilities is adjacent to the existing SEP at 1800 Jerrold Avenue (former Central Shops) and 1801 Jerrold Avenue (former Asphalt Plant), and on portions of the existing SEP property. Possible construction staging areas for the BDFP include 1150 Phelps Street (SFPUC's former Greenhouses), 50 Quint Street and/or Pier 94/96 SF Port properties.

The construction will be completed through a Construction Manager/General Contractor delivery approach under two distinct scopes. Scope I focus on the demolition and utility relocation of existing infrastructure at the project sites. Scope II addresses the construction of the new biosolids facilities (the remainder of the work).

10015807 - SEP New Headworks (Grit) Replacement

The new 250 MGD headworks consists of major components / facilities as follows:

- New Influent Junction Structure and Influent Monitoring;

Appendix 1 - SSIP Quarterly Report

- o Construction of a new Influent Junction Structure that will include a temporary overflow weir for excess wet weather flow.
- o Construction of a temporary connection between the Influent Junction Structure and Influent Control Structure.
- o Construction of a new connection from Influent Junction Structure to the new bypass,
- o Demolition of the existing Influent Control Structure.
- o Installation of a new influent monitoring and sampling system including: influent flowmeters, pH and conductivity insertion probes, automatic samplers, and manual sample ports.
- A new Primary Influent Distribution Structure:
 - o Construction of a new bypass around the wet weather Headworks facility from the Influent Control Structure to the primary influent conduits that lead to the wet weather primary sedimentation basins (SEP 040/041).
- Upgrades to the Bruce Flynn Pump Station:
 - o Modifications to sewer connections and mechanical/electrical modifications.
 - o Addition of new bar screens and upgrades to the electrical system.
 - o Upon completion of these modifications, demolish the Southeast Lift Station (SELS).
- A new Bar Screens, Washer-Compactors and Screenings Handling Facility consisting of four multi-rake bar fine screens (three duty plus one standby), four screenings washer compactors, two shuttle hoppers, and a grit influent splitter structure.
- A new Grit Basins, Grit Washers and Grit Handling Facility using either the HeadCell (modular multi-tray grit tanks) or Pista360 (grit vortex) technology. This includes 12 HeadCell grit tanks with 24 grit pumps or six Pista360 tanks with 18 grit pumps. Both technologies involve 6 grit washers and two grit storage hoppers.
- A new Odor Control Facility, consisting of a two-stage system with bioscrubbers followed by carbon adsorption.
- New 50 mgd influent pump station, including influent piping and effluent force main, electrical building and odor control.
- Two new primary substations, each with a 15-kV vacuum circuit breaker, substation type, liquid-filled transformer, and a low-voltage

power circuit breaker on the secondary side of the transformer.

- Electrical, Instrumentation and Control Rooms/Building.
- Demolition of both existing Headworks Facilities (SEP-011 and SEP-012).

10026824 - SEP Oxygen Generation Plant (Completed)

As a result of the Clean Water Act of 1972, the secondary treatment process, which is achieved through the use of high purity oxygen (HPO), was implemented at Southeast Plant. During wet weather the regulatory permit requires that the Southeast Plant treat up to 150 million gallons per day, to the secondary level. The two existing, 66 tons per day (TPD), cryogenic oxygen generation plants that were placed in operation in 1981 are becoming extremely difficult to maintain, and have failed two times in the past year. Replacing the antiquated oxygen plants with two technologically advanced 45 TPD oxygen generation plants, will allow WWE Operations to have optimum control on the utilization of oxygen (based on the influent variations), thus significantly reducing the energy consumption.

10015808- SEP Existing Digester Roof Repairs (Completed)

As part of the SSIP, a new biosolids handling facility will be built to replace the existing system. However, the existing digesters and associated facilities must continue to handle all biosolids generated by primary and secondary treatment operations at SEP until all planning, design, construction, and commissioning activities for new facilities are completed. Under this project, work will be completed to maintain existing digestion facilities in operation with sufficient capacity and reliability to produce Class B biosolids until new facilities are available for service. The project consists of repairs to the existing floating roof and associated appurtenances (Digester 8), and replacement of the existing floating roofs and associated appurtenances (Digesters 4, 6, 7 and Cake Bins 3 & 4). This project is currently at the closeout stage.

10026825 - SEP Primary and Secondary Clarifier

Upgrades (Completed)

This project will upgrade the mechanical, structural and electrical components at the primary and secondary sedimentation tanks (clarifiers) at SEP to address operational reliability and compliance with regulatory requirements for liquid treatment. The major upgrades taking place at the primary sedimentation tanks include replacing key mechanical and electrical equipment and addressing structural repairs such as concrete repairs and coating seven tanks and influent channel. Covers for the primary sedimentation tanks and ventilation system will also be installed. Similarly, major upgrades for the secondary clarifiers include replacing key equipment and retrofitting existing secondary clarifiers (8 of 16 included in this project). Structural repairs will also be addressed including concrete crack repairs and coating.

10002192 - SEP 521/522 and Disinfection Upgrades

The major components of the project are as follows:

- SEP 521 Post-Chlorination building upgrades
 - o Replacement of four electrically actuated sluice gates (96" x 96") with new sluice gates and hydraulic actuators.
 - o Modifications to the existing SEP 521 building to include a new Effluent Sampling Station, new DCS Control Station, and upgrade to the existing bathroom for ADA compliance.
 - o Electrical work (e.g. distribution panels, transformers, power to various mechanical equipment, refeeding source power from SEP 522, and lighting).
 - o Mechanical work (e.g. effluent sampling stations, pumps, pipes and valves, HVAC and plumbing system).
 - o Instrumentation & Control (I&C) work (e.g. chemical analyzers, new DCS workstations, display screens, I/O cards, switches, associated programming).
 - o Installation of related structural work (e.g. demolition, equipment pad, anchorage).
 - o Demolition of two mud valves and actuators.
 - o Construction of new concrete access ramp and modifications to sidewalk grating system.
- New building (SEP 522) to house electrical and

hydraulic controls

- o Construction of a new Electrical and HPU building (architectural, structural, and civil).
- o I&C work (e.g. new PLC panel, I/O cards, security system, network switches and associated programming; and connecting various equipment with control and monitoring system to plant DCS system).
- o Mechanical work (e.g. new HPU, Compressor, HVAC and Plumbing System and associated piping work).
- o Electrical work including (e.g. six new variable frequency drives for W3 pump motors, MCCs, switchboards, an emergency generator, distribution panels and lighting).
 - Improvements to the No. 3 Water System (SEP-920)
- o Installation of six new 200 HP W3 pumps and motors, associated piping and valves as well as control and monitoring systems. This includes related civil work such as site drainage, grading and paving around the W3 pump area.
- o Demolition and modification of portions of the existing site security wall and fence, including installation of new vehicle gates and temporary asphalt vehicle access path.
- o Removal of four existing W3 pumps, two strainers, appurtenances, associated valves and piping in SEP-540.
 - Replace wood stop logs at SEP 540 – Effluent Control Structure.
 - Replace gates and actuators in SEP-200 Aeration Tanks, SEP-525 Primary Effluent and Disinfection Facility, SEP-540 Effluent Control Structure, and SEP-545 Vault V.
 - Replace valves and improve actuators/structures at SEP 530 – Chlorine Contact Channel related to W3 pump system.
 - Replace dewatering pump and submersible sump pump, and install new hydraulic panel in SEP-526 Junction Structure.

10015809 - SEP Facility-wide Distributed Control System Upgrade

This project addresses distributed control system (DCS) upgrades within the Southeast Pollution Control Plant (SEP), Oceanside Pollution Control Plant (OSP), North Point Wet Weather Facility (NPF), Channel Pump Station (CHS), Westside

Appendix 1 - SSIP Quarterly Report

Pump Station (WSS), and Bruce Flynn Pump Station (BFS). Under this project, OSP, NPF, and WSS DCS upgrades include planning/design only to ensure system-wide consistency. Both hardware and software upgrades integrating field instrumentation, control devices, communications hardware, processing hardware, interface hardware, and associated software packages into a unified system are required to provide real-time, system-wide monitoring and control. Coordination of monitoring parameters in various systems to reflect geo-spatial relationships will also be required to maintain compatibility and consistency of the input data used for process control.

10015810 - SEP Seismic Reliability and Condition Assessment Improvements

As part of the condition assessment effort, numerous seismic, conditional and operational issues associated with the existing facilities will require remedial attention before other program projects are completed. This project represents immediate improvements to the existing facilities at SEP identified as part of the condition assessment effort that are not specifically included as part of another near-term SSIP Phase 1 project. This project includes items for rehabilitation such as concrete spalling repair and seismic retrofit of priority process buildings. Seismic retrofit and structural repairs to the Sedimentation Building and channel structures (SEP 530 Contact Channel, SEP 540 Effluent Control Structure, 6' reinforced concrete pipe from SEP 540 to Booster Pump Station, Conduits C/D/E, SEP 525 Box Channel, and 9' reinforced concrete pipe to Junction Structure #5) will be completed.

10026826 - SEP Existing Digester Gas Handling Improvements (Completed)

The project consists of:

- Process upgrades addressing deficiencies related to Digester Gas Compressors, Heat Exchangers and Controllers, Combined Primary Activated Sludge (CPAS) Tank, Boiler and Boiler Stacks, Waste Flare and Cogeneration Cooling Water System, and B100 Biofuel Tank (EPA permit compliance).

- Building systems and odor control unit (OCU) upgrades such as replacing Roof Drains, OCUs and upgrading ventilation and OCUs, Roof Replacement and Air Compressor (BAAQMD Permit Application).

- Electrical Upgrades related to External Lighting Upgrades and installing Fire Alarm Building 800 (safety).

- Control Upgrades such as installing CO Gas Monitors and Replacing Digester Gas Flow Meters (safety).

- 300 feet of waste gas piping and appurtenances.

10002284 - SEP Power Feed and Primary Switchgear Upgrades

The project consists of:

- A new redundant power service from the Potrero substation provided by the Power Enterprise.

- Upgrade existing Hunters Point feed to 12 MW by PG&E.

- Upgrade main switchgear to provide adequate power for all existing SEP electrical loads and SSIP SEP projects demands and peak loads.

- Replacement/upgrade fifteen (15) aging existing primary unit substations at SEP.

- Integration of Bruce Flynn Station and Booster Pump Station in to SEP MV PDS to take advantage of SEP redundant power feed instead of separate second feeds for these facilities from PG&E.

- Enhanced Energy Monitoring and Management System (EMMS) for the MV power distribution system.

- Coordination with other SEP projects and Biosolids Digester Facilities Project (BDFP) in particular to coordinate construction of a unified emergency power distribution system for SEP in place of the several emergency generators that are currently being utilized and/or in the process of being constructed to provide emergency power for critical processes.

- Construct a duct bank from the main switchgear to an electrical MH, in close proximity to the BDFP, where BDFP will extend the power supply to its facility.

10015811 - SEP Oxygen Generation Plant 01 (Completed)

The new liquid oxygen (LOX) facility scope of work is as follows:

- Demolition Work
 - o Removal of three existing LOX storage tanks
 - o Removal of four existing vaporizers
 - o Removal of two existing Cryogenic Oxygen Plants
- Structural Work
 - o Torque down piles
 - o Concrete foundation floor slabs for LOX storage tanks and vaporizers
 - o Concrete trench
- Installation Work
 - o Installation of four vertical LOX storage tanks
 - o Installation of four LOX vaporizers
 - o Installation of a vacuum insulated piping for the package system
 - o Installation of a LOX Unloading Station

10015553 - Biofuel Alternative Energy (Completed)

A recent trend in the wastewater industry involves the addition of fats, oil, and grease (FOG) or other high-strength waste (HSW) directly into digesters to increase digester gas production and maximize the amount of renewable energy production from cogeneration. Due to the existing capacity constraints and condition of the biosolids facilities at the SEP, the addition of large quantities of FOG or other HSW is not currently feasible. While inedible kitchen grease (IKG) is currently accepted at the SEP Yellow Grease Facility, only the marginal grease is directly injected to the digesters, which consists of residual solids and moisture that is removed from the raw IKG and represents less than one percent of the daily volatile suspended solids loading to the digesters. Therefore, while not an option for the existing biosolids facilities, FOG and HSW addition could be a component of the new biosolids digesters project. The Biofuel Alternative Energy Project aims to determine if it is feasible and cost-effective for the SFPUC to generate bioenergy (e.g. biofuel or cogenerated power) as a byproduct of processing the FOG and/or food waste collected throughout the City. This project was originally initiated in 2011 before SSIP Phase 1 validation efforts began in 2012, but has been placed on hold until considered

necessary.

10037353 - SEP 550 Booster PS Condition Inspection & Interim

This project includes condition assessment of the influent channel and wet wells (confined space entry), as well as a budget allowance to perform concrete rehab to two wet wells and minor repairs to the influent channel. A firmer estimate to complete the repairs will depend on the results of the inspection. To inspect the influent channel, work must occur during dry weather and the plant must either be shut down or treated effluent diverted to Quint Street Outfall (QSO). Shut downs may last up to 8 hours, and coordination/approval is needed with the Regional Water Quality Board to allow diversion through QSO. Mechanical equipment rehab are also included as part of the interim improvements. These include:

- Replace sump pumps
- Replace water heater
- Replace air relief valves
- Replace (3) booster pumps (#1, 2 & 4)
- Replace all Variable Frequency Drives (VFD) (4)

SEP - 2 - SEP, Booster PS, & BFS Security Enhancements

The project involves the following security upgrades:

- Upgrading card readers and door contacts at all perimeter doors and ensuring proper operation
- Replacing and furnishing gates and gate operators including structural support, electrical power and controls
- Adding protective cages around outdoor chemical and electrical equipment, including an allowance for replacing/repairing the existing perimeter fence and fence support as needed
- Furnishing, installing, and configuring servers for video recording, management and analytics
- Configuring security fiber optic connectivity and adding video camera units and local recording
- Pruning the landscaping to establish clear zones, adding new security signage, and upgrading to dusk-activated LED lighting
- Establishing a visitor management system and installing turnstiles

Appendix 1 - SSIP Quarterly Report

- Monitoring improvements (e.g. developing mobile tablet security video monitoring capability, establishing a security monitoring center, a tablet-based security incident response reporting template and setting up an automatic video archiving process across all Wastewater Enterprise (WWE) sites)
- Providing interior intrusion detection of critical assets
- Adding interior presence sensing connected to an intrusion detection panel and alarming to security
 - Upgrading UPS backup power to serve security components
 - Adding new security signage with "No Trespassing", applicable penal code and emergency contact information
 - Adding a main distribution frame (MDF) to BFS.

This project also includes SEP Fire Alarm, PA system, business network and radio communications.

SEP - 3 - Oxygen Generation (SEP 275) Reliability Upgrades

An evaluation of the VPSA oxygen generation system is required and should include a root cause analysis to determine why the existing oxygen system is not operating per design. Measures to reliably meet current oxygen demands and long-term alternatives such as adding or replacing VPSA modules, or replacing the entire system with an alternative oxygen supply system, should also be evaluated. Future projected oxygen demands should be considered, which may change based on plant operation modifications. If more stringent nutrient removal regulations are imposed in the future, South East Plant (SEP) will no longer employ a pure oxygen process. The cost allowance for the project is based on adding a third module to the current VPSA system to provide redundancy, although this is not necessarily the preferred outcome for the project.

10037776 - SEP Facilities Interim H&S Imp (SEP 850 & 930)

The project at SEP 850, SEP 930 and SEP 940 involve completing health and safety

improvements, including: Engineering Building (SEP 850) Health & Safety Improvements (Install power assisted door opening devices; Address leakage and structural rehabilitation works on water damaged walls and ceilings; Install fall protection where required; Replace or upgrade the HVAC system) A seismic evaluation will be undertaken at a later stage as part of the "Seismic Evaluation and Retrofit" Project, which will assess and recommend seismic improvements to SEP 850. Admin Building (SEP 930) Health & Safety Improvements (Install emergency exit lighting and other required safety equipment; Install power assisted door opening devices, if required; Install fall protection where required; Replace or upgrade HVAC system and ventilation including lab fume hoods, where required; Remove or relocate fire-corridor obstructions; Address water ponding issues) A seismic evaluation will be undertaken at a later stage as part of the "Seismic Evaluation and Retrofit" Project, which will assess and recommend seismic improvements to SEP 930. Maintenance Building (SEP 940) Health & Safety Improvements (Install emergency lighting and exit signs at access door to roll-up door; Remove tripping hazards at threshold (uneven door landing on pull side))

10037330 - Primary Treatment (SEP 040/041) H&S Improvements

This project involves demolition of the building superstructure at South East Plant (SEP) 040/041 and replacement of all remaining deteriorated items. To control odors, the sedimentation tanks would be covered in a similar fashion to the covers on the sedimentation tanks at SEP 042. Ventilation of the covered tanks would be required to protect concrete surfaces from deterioration, and an odor control unit would be required to treat foul air from the covered tanks.

SEP - 8 - SEP Condition Improvement Projects - Part 1

Specific rehabilitation and mechanical equipment related work includes the following:

Primary Sed Tanks (SEP 042) Rehab:

- Evaluate primary effluent butterfly valves and isolation sluice gates,
- Repair exposed aggregate and concrete spalling on deck,
- Evaluate influent

gates A, B & C on top of deck (gate C is leaking on Headworks construction site), • Install emergency lighting in the below grade gallery.

Plant Effluent Control Structure (SEP 540) Rehab:

- Repair piping and evaluate mixers.

Sodium Bisulfite Tanks (SEP 515) Rehab:

- Replace sump pumps, recirculation pump, storage tanks, valves on transfer pumps, and address corrosion on pump unit,
- Evaluate feasibility of relocating the system closer to the Headworks area,
- Assess health and safety signage on tank (was observed to be inconsistent) and replace if required,
- Evaluate safety barrier at top of ladder (none observed) and install if required.

10037331 - Maintenance Building (SEP 940) Interim Improvement

Building 940 is a critical interim project for South East Plant (SEP). This is an interim project while the long-term vision and improvements under the SEP Campus Plan is being developed. Currently these crews are shoehorned into facilities not designed for the maintenance of electronic equipment. A new robust shop area is essential to be able to maintain reliable treatment facilities. The new maintenance shops included under Biosolids Digester Facilities Project (BDFP) do not address these crews. The following improvements form the basis of this project:

- Space will be modified to include interim Electrical and Instrumentation and Controls (I&C) shop areas.
- HVAC Improvements including evaluation (and installation as-needed) of wet grinder filtration system, condensing unit, and welding exhaust system)
- H&S Improvements (emergency lights, signs, trip hazards, safe roof access)

Oceanside Treatment Plant (OSP) Improvements

10029736 - Westside Pump Station Reliability Improvements

The project consists of:

- Replacement of existing bar screens and addition of screening washing and compaction systems.

- Construct an interconnection between the existing dry weather and wet weather channels downstream of the new screens.

- New HVAC system (cooling improvements) to manage rejected heat from electrical equipment.

- Replacement of existing wet weather pumps to provide pump redundancy. The construction would take place within the existing structure and includes the following major components:

- o Four new submersible pumps

- o 200 linear feet of 54-inch force main

- Increasing the power feeder capacity at WSS to account for additional wet weather pumping capacity to allow power source redundancy. The two new power sources from PG&E would run approximately 3,000 feet along the Sloat Blvd.

- Replacement of the existing odor control units (OCUs) at the WSS with dilution ventilation fans and ducting. An improved ventilation system would be installed within the pump station.

10029737 - OSP Digester Gas Utilization Upgrade

The project consists of:

- Replacement of the gas storage vessel and digester gas condition equipment. The gas cleaning system includes a 350 cfm system for moisture, H₂S, and siloxanes removal. The project includes replacement of the gas holder with new gas holding tank that will provide compressed digester gas storage at an average digester gas production of approximately 450,000 cf/day.

- Replacement of the existing cogeneration Internal-Combustion units (IC engines) and controls. The existing IC engines will be replaced by three (2)-new 620 kW IC engines to accommodate the amount of digester gas anticipated during the maximum month condition.

- Provide ancillary exhaust gas conditioning system and heat exchanger systems to comply with regulatory air board requirements, maximize process efficiency and hot water production.

- Upgrade ventilation within the energy recovery building.

- Replace electrical gear at Sub-Station No. 5; provide paralleling electrical gear and power system reliability improvements.

- 500 kw standby diesel generator and diesel fuel

storage system.

10029739 - OSP Condition Assessment Repairs

The OSP Condition Assessment Repairs project will include planning, design, and environmental review of major improvements to the plant including: rehabilitation of building structures, rehabilitation or replacement of mechanical and electrical equipment, and seismic retrofit of process tanks and buildings. Improvements focus on maintaining operational reliability and extending the service life of buildings that are required to remain in operation for 30 years or more. A preliminary evaluation identified improvements to be addressed in various phases of the project, including those at the following buildings:

- 011 - Pretreatment/Solids
- 042 - Primary Clarifiers
- 200 - Aeration Basins
- 230 - Secondary Clarifiers
- 510 - Chemical Storage
- 530 - Chlorine Contact Channels
- 620 - Digester Operations
- 630, 640, 650, 660 - Digesters 1, 2, 3 and 4
- 741 - Digester Gas Holder
- 800 - Co-Generation
- 821 - Gas Burner
- 920 - Pipe Gallery
- 930 - Administration and Laboratory
- 961/962 - Parking and West Entrance Tunnel/East Entrance Tunnel

10029740 - OSP Odor Control Optimization (Completed)

This project includes planning, design, environmental review and construction/upgrades to inefficiencies identified in Building 042 (Primary Clarifiers). Currently, the air from the entire building is exchanged and scrubbed for odor. In order to significantly reduce the volume of air treated for odor, the primary clarifiers should be covered and only air from the primary clarifier basins scrubbed. The main components of this project included:

- New covers for the five primary clarifiers (each cover would be approximately 190 feet long by 38 feet wide).
- Duct work to connect the head space in each

clarifier basin to the odor control system.

Current plans involve the completion of an odor control study as part of the Alternative Analysis Report (AAR) planning phase. Opportunities may exist for reducing energy consumption while maintaining effective performance and meeting offsite odor limits. These include optimizing system operation, consideration of different reduced backpressure media, implementation of new lower energy usage technologies, and ventilation strategies including reduced turnover, covers for reducing volume, and air transfer. Based on the results of the alternative analysis, the project will forego covering the primary clarifiers and implement other optimization measures in its place.

OSP-2 - Solids Thickening (OSP 011) Process Upgrade

Depending on the status of the R&R project (CWWRNRTFA8) to replace the GBT with RDT, an alternatives evaluation should be performed to confirm the selected thickening technology. As a basis, this project assumes replacement of the two remaining GBTs and installation of two new RDTs that can thicken a combination of primary sludge, waste activated sludge, and secondary scum. The scope of the project also includes the replacement of corroded pipe, room fixtures, demolition of the existing units and ventilation improvements as detailed below:

1. Demolish/remove the two (2) existing GBTs.
2. Install two (2) new 2 RDTs and associated controls.
3. Replace the three (3) existing washwater booster pumps, piping and appurtenances to meet the RDT flushing requirements.
4. Install hot water lines to supply hot water for flushing the RDTs.
5. Install a redundant primary scum skimmer.
6. Redesign the drains on existing and new drum screens to improve venting and add flushing connections.
7. Install a new ultrasonic pulsar level sensor in the TPAS tank and improve the mixing system in the tank.
8. Replace the three (3) thickened sludge pumps 42P6-1,2&3.
9. Replace all corroded pipe, and all rusted window frames and doors.
10. Replace floor grates and tiles.
11. Upgrade electrical components and DCS control of the new system.
12. Install a new ventilation system,

including exhaust fans and duct work for both the new and existing RDTs, and improve the ventilation in both the sludge thickening and sludge dewatering rooms. Coordinate work with the OSP Ventilation Upgrades Project. 13. Install two fixed hydrogen sulfide sensors in the Gravity Belt Thickener Room (OSP 01-028). Address any residual thickening area odor issues that were not addressed by the OSP Ventilation (HVAC) Upgrades Project.

OSP-3 - OSP Plant-wide Ventilation (HVAC) Upgrades

A wide range of HVAC-related improvements were identified as part of the OSP Condition Assessment Repairs Project. It was determined that a plant-wide air handling performance evaluation be conducted in order to determine if the ventilation systems are meeting code requirements and to better identify needed HVAC improvements.

Specific HVAC-related work includes the following:

Plant-Wide Air Handling Performance Evaluation: Conduct a plant-wide air handling performance evaluation.

OSP 011:

- Replace inadequate duct supports in OSP 011 hallway areas
- Duct supports within exhaust fan room at OS70EF1-1 thru -3 and OS70EF1-5 and -6 needs to be refastened / replaced
- Coordination HVAC evaluation, design and construction under the OSP Solids Thickening Process Upgrades project

OSP 530:

Look at ventilation issues if keeping the temporary chemical station from the Recycle Water Project. OSP 620:

- Replace all HVAC equipment. Based on results of the plant-wide air handling performance evaluation, make provisions for increasing air ventilation rates in order to declassify area from Class 1 Division 1 to Class 1 Division 2.

• Replace FRP ducts in digester basement serving fans 70EF19-1, 2. OSP 042: Replace HVAC ductwork

OSP 230: Replace HVAC supply ductwork

OSP 930: Replace all HVAC equipment

10036398 Condition Improvement Projects - Part 2

A wide range of mechanical equipment related improvements were identified as part of the OSP Condition Assessment Repairs Project. Specific work that forms part of the basis for this work includes the following (note that additional improvements are in progress or completed):

Digestion (620) Health and Safety Improvements

- Add handrails to the open risers at east end of stairs to bring into building code compliance.
- Replace insulation on digester hot water piping related to Pumps 49P22-1 to 4 and Heat Exchangers 43M34-1 to 4.

• Replace traction elevator due to corrosion/damage caused by water intrusion.

Digestion Operations (620) Mechanical

- Replace the six (6) sump pumps (620-SP-01 to 06), increase the capacity of the sumps and sump pumps 620-SP-03 & 04 to match 620-SP-01 & 02, and address area classification issues. (Please note that ventilation improvements as a result of the HVAC ventilation study findings may be made which could result in an electrical reclassification of the OSP 620 area).

- Replace the four (4) digester sludge transfer pumps 43P19-1 to 4 and valves and address area classification issues. (Please note that ventilation improvements as a result of the HVAC ventilation study findings may be made which could result in an electrical reclassification of the OSP 620 area).

• Install additional instrumentation for monitoring and control of the digester sludge day tank.

- Replace the level sensors on the digester sludge day tank.

• Install an automatic drip trap on the iron sponge piping.

• Replace the four (4) odor control units connected to the PRVs on top of each digester.

• Replace the four (4) digester hot water pumps (49P22-1 to 4) Polymer & Ferric Chloride (011) Replacement:

- Replace all ferric chloride equipment (10 metering pumps, piping, valves & pipe supports) with new skid systems. Replace with VFDs rated for constant torque where appropriate. Ensure the controls are located outside of the containment

Appendix 1 - SSIP Quarterly Report

area.

- Replace the seven (7) polymer feed pump systems (mixed liquor, GBT, and screw press polymer feed).

- Replace the three (3) neat polymer and three (3) mixed polymer transfer pumps.

- Evaluate the condition of the six (6) polymer tanks (2 - 9,200 gal Neat Polymer Storage tanks, 2 - 2,000 gal Polymer Mix Tanks, 2 - 2,000 gal Polymer Feed Tanks) and replace as necessary.

Primary Clarifiers (042) Structural Refurbishment

- Patch and coat concrete areas and address structural defects per CER "Confined Space Wetted Concrete Condition Assessment and Repair Report"

Primary Clarifiers (042) Mechanical

- Replace the five (5) clarifier influent inlet valves and flowmeters (to be coordinated with R&R Program)

- Replace the five (5) clarifier drain valves

- Replace the five (5) clarifier sludge collectors (longitudinal and transverse

- Replace the ten (10) primary sludge pumps

Aeration Tanks (200) Structural Refurbishment

- Patch and coat concrete areas and address structural defects per CER "Confined Space Wetted Concrete Condition Assessment and Repair Report"

Aeration (200) Mechanical

- Replace the three (3) aeration tank influent sluice gates

- Replace the two (2) aeration tank dewatering pumps

- Replace the eighteen (18) aeration tank mixer gear boxes
- Replace the three (3) primary effluent bypass valves and associated pneumatic actuators and controls

- Provide one (1) strap on doppler-type flow meter for installation on the bypass line at a suitable location

- Potentially add up to three (3) additional aeration tank mixers

- Replace the aeration tank purity sensors and mixed liquor channel air diffusing system piping

UPS Battery Replacement

- Design and install a new plant-wide UPS system to replace the five (5) temporary plant-wide UPS battery systems associated with the following control panels:

- o CP- 4, Secondary clarification process

- o CP-5, RAS Pumps

- o CP-6, W3 Water Pumps

- o CP-17, HVAC exhaust in the primary and secondary clarifier areas

- o CP-23, Plant air system

Cogeneration Building (800) Mechanical

- Replace the sump discharge piping associated with sump pumps 800-SP-01 & 02

Additionally, this project will fund the construction of the following two projects from the R&R Program:

- OSP 042 Primary Clarifier Improvements (Helical Scum Skimmer)

- OSP Grit Classifier & Influent Gates Replacement

OSP-5 - OSP Odor Control Upgrades

Specific work includes the following: Primary Odor Control System Improvements: 1.Covering of the influent and effluent channels in OSP 042. The primary clarifiers would remain open and uncovered. 2.Refurbishment of the existing Odor Control Units (OCUs) serving OSP 042. 3.Installation of heating coils to be used to pre-heat the foul air extracted from below the covered channels, OSP 042 building space, and the aeration basin channels prior to treatment through the OCUs. 4.Other miscellaneous improvements include new variable frequency drives (VFDs) at the supply fans, new odor control fans with VFDs, duct repairs at odor control fans, replacement of fan differential pressure switches and automated ventilation modulation. Secondary Odor Control System Improvements: 1.Sealing the inlet weir channel openings and effluent channel openings with aluminum checker plate hatch covers. The secondary clarifiers would remain open and uncovered. 2.The air from the channel head spaces would be extracted and treated by two existing OCUs. 3.The room air will contain very low odor/moisture concentrations and will be transferred to OSP 530 as makeup air and then exhausted outdoors without treatment. 4.A heating coil will be installed to pre-heat the foul air prior to the OCUs. 5.Other miscellaneous improvements include new VFDs at supply fans, a new odor control fan, new space exhaust fans

with VGDs, rebalancing existing odor control fans, blank-off plates at existing ductwork, replacement of motor control center (MCC) exhaust fan along with associated ductwork and disconnect switch, replacement of fan differential pressure switches and automated ventilation modulation. Replacement of High Head Loss Fittings: 1. Replacement of two rectangular elbows in a Z-type configuration which supply HVAC supply air to the second floor Gravity Belt Thickening Area in OSP 011 with two smooth radius elbows with a splitter vane.

OSP-7 - Admin Bldg (OSP 930) Health & Safety Improvements

A wide range of health and safety related improvements were identified as part of the Oceanside Plant (OSP) Condition Assessment Repairs Project. Specific work includes the following: Repair concrete deficiencies, water infiltration, and drainage issues within OSP 930 per conceptual engineering report (CER) "Concrete Surface Condition Assessment and Repair TM". Replace the three (3) OSP 930 building sump pumps. Replace the nine (9) Laboratory Fume Hoods. Replace the laboratory and freight elevators (freight elevator is higher priority).

OSP-8 - OSP DCS Upgrade (Construction)

This project will replace the aging control system infrastructure at OSP and other satellite wastewater facilities like WSS as the existing DCS equipment are obsolete. The upgrades include converting all existing DCS, Wonderware HMI, and programmable logic controllers (PLCs) to Emerson-based systems as specified by the Facility-Wide DCS Control Upgrades Project, and upgrades to OSP's aging control panels, annunciator panels, sensors, disconnect switches, bare grounding wiring and control devices. The DCS supplier will provide design and installation services. In addition to the needed DCS upgrades to the specified Emerson-based systems, a wide range of DCS-related improvements were identified as part of the OSP Condition Assessment Repairs Project. These are listed below, but should be further evaluated during planning and design by the DCS Contractor.

OSP 011 Building • Replace local control panels LP-02-2, LP-03-3, LP-12-1. Replace control panels CS-02/03-1, CS-47-1 and CS-47-3. Replace panel FP12-1. Refurbish CP-1, CP-9, CP-10, CP-12, CP-14, CP-15 and CP-19. Replace 25 standard disconnect switches in the Bar Screen Room. Replace 20 Class 1/Division 1 disconnect switches in the Bar Screen Room.

OSP 042 Primary Clarifiers • Replace 21 disconnect switches and all bare copper grounding wire. OSP 200 Aeration Tanks • Replace/Refurbish control panels CP-2 and CP-3 with new annunciator panels and LED lights. • Replace existing FP-10-1 next to CP-3. This aeration panel has a PLC and internal relay boards that are identical to the FP12-1.

OSP 230 Secondary Clarifiers • Replace local control panel (CP-13) and refurbish the annunciator panel.

OSP 620 Digestion Operations • Replace control panels CP-22, LP-47-20 and Day Tank Bubbler Panel for code compliance. Please note that these control panels may not require replacement if ventilation improvements are made which result in an electrical reclassification of the OSP 620 area. Recycled Water Facility • Interface with the PLC

10037777 - OSP & WSPS Security Enhancements

The project involves the following security upgrades: Upgrading card readers and door contacts at all perimeter doors and ensuring proper operation Replacing and furnishing gate and gate operator including structural support, electrical power and controls Adding protective cages around outdoor chemical and electrical equipment, including an allowance for replacing/repairing the existing perimeter fence and fence support as needed Furnishing, installing, and configuring servers for video recording, management and analytics Configuring security fiber optic connectivity and adding video camera units and local recording Establishing prune landscaping, adding new security signage, and upgrading lighting to dusk-activated LED lighting Adding interior presence sensing connected to an intrusion detection panel and alarming to security

OSP-11 - Gaseous Oxygen System (OSP 011)

Upgrades

The appropriate technology and alternative would be explored in the project's planning phase, but as a basis for this project, replacement of the PSA units with vacuum pressure swing adsorption (VPSA) units is assumed. PSA reduces the desorption pressure compared to VPSA, which allows for a higher percentage of available oxygen to be recovered and less air to be processed. This project includes the replacement/upgrade of the existing gaseous oxygen (GOX) system at OSP as detailed below: 1. Demolish/remove the three (3) existing 10 ton per day PSAs 2. Install two (2) new 10 ton per day VPSAs 3. Replace the GOX line connecting the VPSAs to the OSP 200 Aeration Basins

North Point Wet Weather Facility Projects

10026821 - Northpoint Outfall Refurbishment (Completed)

Rehabilitation of the outfall system includes removal of sediment/debris inside subterranean reinforced concrete sewers and repair of concrete spalls, cracks and damaged linings with epoxy. Rust formations will also be removed, followed by re-lining of existing cast-iron pipes (CIPs) with epoxy lining that provides the protection against the extreme corrosive marine environment and strength to withstand operating and hydrodynamic loads. In addition, sediments deposited inside and around the diffuser pipes will be removed and disposed of, along with associated steel supporting brackets. The project will also include installation of a new cathodic protection system for the Outfall System CIPs, ductile iron pipes (DIPs), and Outfall support structures under Piers 33 and 35; repair of damaged coating of Outfall pipes and supports; and installation of air vents and air relief valves on the outfall to release entrapped air.

10026822 - North Shore Pump Station Wet Weather Improvements

The project scope consists of:

- Demolition of the Materials Testing Lab within the North Shore Pump Station.
- Replace four Dry Weather (DW) pumps with

larger units so that 3 of the 4 pumps are capable of pumping 75 mgd during wet weather.

- Replace/extend discharge piping as needed for new flow path.
- Upgrade dewatering system, personnel elevator, bridge cranes, ventilation system and odor control system.
- Replace dry weather bar screens.
- Upgrade electrical systems.
- Full-range flow meter for each discharge pipe for measurement and regulatory requirements.
- Upgrades to existing standby generator to operate any one (1) of the dry weather pumps.
- Upgrades to the existing ferrous chloride system with double walled tanks, metering pumps and secondary containment system.
- Corrosion control and concrete coating at inlet channels and wet well.
- Re-roof North Shore Pump Station.

NPF-1 - Sedimentation (NPF 040/041) Tanks Condition Improvements

The project will perform condition improvements and upgrades to the sedimentation tanks, including the following components: NPF 040 & NPF 041 Sedimentation Buildings No. 1 & 2 Improvements:

- Concrete structural rehabilitation (patch and coat basin concrete and repair cracks)
- Replace doors that are in poor condition
- Evaluate HVAC system and ventilation and install a new heating system for locker rooms
- Replace building hot water system
- Building structural repairs, including replacement of roof (consider the presence of solar panels)
- Address NFPA 820 area classification issues in the locker room, control room & basement
- Rehabilitate locker rooms. Evaluate separating personnel areas from process areas
- Repair/replace deteriorated piping, equipment supports and other corroded metallic components
- Upgrade non-compliant stairs and hand/guardrails. Guards noncompliant at sedimentation tanks
- Provide no-flow cutoff for sludge pumps to protect pumps from running dry
- Replace building sump pumps and two (2) air compressors in NPF 041

- Upgrade NPF 041 server room to prevent foul air and water from entering

- Remove all abandoned-in-place equipment

NPF 043 Grease & Scum Removal Building Improvements:

- Concrete structural rehabilitation (repair cracks and spalling, patch and coat areas exposed to wet conditions)

- Building structural repairs, including roof replacement, general piping and corroded metal items

- Replace all roll-up doors

NPF 060 Sludge Control Building (including NPF 061, NPF 062, NPF 063, NPF 064) Improvements:

- Concrete structural rehabilitation

- Building structural repairs, including roof and door replacement, repair general piping, handrails, metal items corrosion

- HVAC/ventilation upgrade • Replace doors, a dewatering pump, and sump pumps

- Replace elevator (evaluate industrial-type elevator) and MCC

- Remove abandoned-in-place equipment, particularly electrical and modernize control room and "lab" room

NPF-2 - Admin Bldg (NPF 930) Evaluation & Interim H&S Improvements

This project involves an evaluation of NPF 930 to provide safe working conditions for employees. The interim rehabilitation components will be identified during the planning stage of the project, but as a basis, the following items are assumed:

- Interim structural repairs (repair deteriorated concrete)

- Replace roll-up doors and make make entrance ADA accessible

- Replace UPS for the emergency lighting system

- Replace elevator

- Rehabilitate HVAC system (including heating, vent fans, and ducting)

- Electrical improvements needed for Southside buildings to serve lower voltage applications

- Assess need for crane, replace if appropriate (used to access dewatering sump pumps)

- Evaluate area and use of dewatering sump pumps; replace pumps, piping, valves, EI&C, if appropriate

- Inspect/replace guardrails/handrails

- Install fire sprinklers/alarms and exit lighting, replace and install new lighting

NPF-3 - Dechlorination Process (NPF 500) Evaluation & Interim Rehab

The interim rehabilitation components of the project at NPF 500 are as follows:

- Repair deteriorated concrete surfaces

- Leakage into the lower level pump room needs to be addressed

- Repair or replacement of Palmer-Bowlus flume (effective flow monitoring is needed and currently not available)

- Assess the dewatering system pumps and piping; dewatering pumps and suction lines to be inspected and repaired/replaced

- Repair general piping, metal items corrosion

- Upgrade/replace the HVAC systems

- Evaluate if new sampling system is needed. If required, replace sample pumps and ISCO samplers, or provide a sampling system

- Assess functional need for replacement of chlorine residual analyzers (currently not in use)

- Assess disinfection (hypo contact) and dechlorination (bisulfite contact) functional needs

- Evaluate condition of two seal water pumps In addition, a process evaluation of the facility should be undertaken, which will involve evaluation of the long-term plan for the facility. This will determine whether the Roundhouse should be upgraded, or eliminated and replaced by another type of disinfection & dichlorination system.

10037904 - NPF & NSS Security Enhancements

The components of the project are as follows:

- Upgrade continental card reader access control

- Replace and furnish gate and gate operator including structural support, electrical power and controls

- Add protective cages around outdoor equipment, & repair/replace perimeter fence

- Furnish, install and configure servers

- Configure security fiber optic connectivity & add video camera units

- Add signage, lighting and prune landscaping

- Provide interior presence sensing connected to intrusion detection panel

NPF-6 - NPF DCS Upgrades (Construction)

This project will replace the aging control system infrastructure at NPF as the existing DCS equipment are obsolete. The needed upgrades include converting all existing DCS control systems to Emerson-based systems as specified by the Facility-Wide DCS Control Upgrades Project, and upgrades to the aging control panels, annunciator panels, sensors, disconnect switches, bare grounding wiring and control devices.

The DCS supplier will provide the following design services:

- Network configuration and architecture design
- Equipment location and layout design
- DCS panel layouts and wiring diagrams
- Loop drawing development
- Control narrative development support
- Human Machine Interface (HMI) screen standards development
- DCS application software development

The DCS supplier will provide the following equipment:

- Process control module panels
- Remote I/O (RIO) panels
- Server equipment and racks
- Main fiber distribution rack panels
- Marshalling panels or "B" panels
- Fiber optic patch panels and terminal panel
- Network switches and routers

COLLECTION SYSTEM

Central Bayside System Improvement Project

10002102 - Central Bayside System Improvement Project - Phase 1

The Central Bayside System Improvement Project (CBSIP) will provide collection system enhancements to both the Channel and Islais Creek watersheds including redundancy for the existing 66-inch Channel Force Main, infrastructure improvements to sewers and pump stations, and stormwater management. Major components of the project consist of a tunnel to transport (via gravity) dry and wet weather flows from the Channel and North Shore watersheds to

the SEP, a large all-weather pump station to lift the flows into the SEP, improvements to Channel Pump Station (CHS), and infrastructure improvements within the watersheds. This project will provide planning, environmental review, and preliminary design for the improvements. Design and construction of CBSIP will be completed in Phase 2 of SSIP.

The Channel Tunnel will include a gravity tunnel approximately 24-feet in diameter and up to 10,000 feet long, extending from the existing CHS near Mission Creek to the SEP. It will also include a new Channel Tunnel Lift Station (CTLS) with approximately 120 MGD capacity, located in the vicinity of the SEP at the southern end of the Channel Tunnel. The existing CHS will be retrofitted to include additional pumping functions, potential grit removal, and potential odor control.

Interceptors/Tunnels/Odor Control

10033106 - Geary BRT Sewer Improvements Phase 2

SFMTA is implementing the Geary Bus Rapid Transit (BRT) Program and SFPUC will be a partner to replace/upgrade sewers along the Geary Corridor. Any sewer work required, whether it is sewer relocation, sewer rehabilitation or sewer replacement, will be undertaken as part of SFMTA's project.

SFPW has started the pre-planning effort in determining sewers that may need replacement due to age and/or condition. Approximately 2.2 miles of sewers on this Geary corridor, from Stanyan Street to 34th Avenue (Phase 2 of the BRT Program), and on nearby cross streets, have been identified as possibly needing replacement. The weighted average age of these sewers is 74 years.

10034718 - Large Sewer Condition Assessment and Improvements

This is a collection of sewer improvement projects that will rehabilitate and/or replace Large Sewers (sewers greater than 36-inches in diameter or equivalent diameter) that has been prioritized using Collection System Asset Management Program (CSAMP) data with the highest risk level for failure. The collection of projects (or

subprojects) were identified from the efforts of SSIP Phase 1 projects, 10002641 - Collection System Condition Assessment.

Included as one subproject to construct an intertie between the existing 66-inch diameter Channel Force Main sewage conveyance line to the Islais Creek Transport/Storage Box.

As of September 2021, the list of subprojects under 10034718 include:

- A) Channel Force Main Intertie
- B) New Montgomery, Mission, Jessie, & Minna Streets Brick Sewer Rehabilitation
- C) Panhandle and Inner Sunset Sewer Improvements
- D) Tenderloin and Nob Hill Sewer Improvements
- E) Chinatown and North Beach Sewer Improvements
- F) Castro District Sewer Improvements
- G) South Van Ness Ave Sewer Improvements (joined Paving Project)
- H) East SOMA Sewer Improvements
- I) Hayes Valley Sewer Improvements
- J) West SOMA Sewer Improvements

10033745 - Mission Street, 16th to Cesar Chavez Streets, Brick Sewer Rehabilitation

Based on the outcome from SSIP Project CWWSIPCSSR02, Collection System Assessment, "Mission Street, 16th to Cesar Chavez, Brick Sewer Rehabilitation" (Mission BSR), and "New Montgomery Brick Sewer Rehabilitation" (NM BSR) projects were identified. The planning work for Mission BSR was completed with CWWSIPCSSR02, and the planning work for NM BSR was completed in this project. The remaining project phases for Mission BSR are included in this project. Other large-diameter sewer improvement projects will be implemented with other capital projects, such as Project No. 10034718.

The purpose of this proposed project is to rehabilitate the certain existing main sewers located on Mission Street (between 16th and Cesar Chavez Streets). This proposed project includes design, right-of-way, environmental, bid and award, construction and closeout phases to rehabilitate approximately 5,000 linear-feet of the large-diameter sewers, located on Mission Street, between 16th and Cesar Chavez Streets, utilizing

trenchless rehabilitation methods (cured-in-place liner, spray-mortaring or slip-lining).

10002554 - Richmond Transport Modeling (Completed)

Historically, geysering and blown manholes have been observed in the Richmond Transport/Storage Tunnel and upstream sewer system during large storms. These phenomena may be due to surge activity in the system, release of trapped air pockets, or excessive venting relative to the available vents. Various hydraulic models were performed using InfoWorks and some physical improvements to the system have been made over the last 15 years. The hydraulic modeling performed could not account for air pockets or potential bores in the system; therefore, WVE and SFPW/Hydraulics agreed that consultant support was needed to provide numeric modeling that can stimulate the known situation and provide recommendations for capital improvements to address the system issues.

This project included the review of two separate models: the InfoWorks Integrated Catchment Model (ICM) of the San Francisco collection system, and a Transient Analysis Program (TAP) model of the Richmond Transport/Storage Tunnel and associated sewers and amenities. Recommendations for improving the system and addressing the identified issues were developed in a technical memorandum (TM). Since the completion of the TM, a new project was initiated to evaluate and determine which recommendations from the TM would be implemented through construction. This project ended at the Planning Phase.

10002641 - Collection System Condition Assessment

This project consists of:

- Performed condition assessments and confirmed the needs for rehabilitation or replacement of approximately 10-miles of sewers.
- The following condition assessment steps are taken:
 - o Identified goals for condition assessment,
 - o Determined the type and level of condition assessment needed,

- o Performed asset inspection,
- o Performed data analysis, and
- o Provided recommendations for projects to be rehabilitated through SSIP Project 10033745, 10034718, and potentially future capital projects or R&R projects.
 - Completed the planning phase, including the CER, for the first group of large-diameter sewers located on Mission Street, between 16th and Cesar Chavez Streets, with the remaining project work for Mission Brick Sewer Rehab will be implemented through FSP Project No. 10033745.

10002652 - Kansas and Marin Streets Sewer Improvements

The purpose of the Kansas and Marin Streets Sewer Improvements is to address the SSIP Level of Service (LOS) goals of managing stormwater from a statistically derived storm lasting 3-hours, with a total of 1.3-inches of rainfall and defined peak rainfall intensity (5-year 3-hour, LOS storm). The proposed project includes planning, environmental review, right-of-way, design, construction and closeout phases and assumes the following scope of work:

- Entering into a Memorandum of Understanding (MOU) with San Francisco Public Works (SFPW) to allow the sewer construction and permanent sewer alignment within their Cesar Chavez Maintenance Yard, and providing for temporary staff parking to replace spots displaced by the construction
- Utilizing design-build method (vs. design-bid-build) project delivery method; where, a Request for Qualification will be followed by a Request for Bid, and the selected bidder or design-builder will complete the design from 65% to 100% design and also construct the approved design and project.
- The design-builder will design and construct approximately 900 linear feet of 8-foot diameter tunnel installed using micro-tunnel boring machine (MTBM) construction method in the MOU through SFPW's Maintenance Yard.
- The design-builder will design and construct two new reinforced concrete junction structures (including angled access manhole structures) to connect with the existing sewers, and design and construct surface restoration improvements

associated with project completion.

10002689 - Drumm and Jackson Streets Sewer System Improvement

The purpose of the Drumm and Jackson Streets Sewer Improvements is to address the SSIP Level of Service (LOS) goals of Operational Reliability (State of Good Repair). The project includes planning, environmental review, design, bid and award, construction and closeout phases for the following scope of work:

- Completed trenchless rehabilitation of the following sewers using spray-mortaring and epoxy coating:
 - o Approximately 800 feet of the Drumm Street Box Sewer (7'6" x 6'0").
 - o Approximately 200 feet of the Jackson Street Box Sewer (8'6" x 7'0").
- Completed associated work with the rehabilitation, including:
 - o Performed sewer cleaning prior to the trenchless rehabilitation.
 - o Bypassed sewer flow by damming and piping through the existing box sewer.
 - o Performed surface restoration.
 - o Coordinated work with WWE to ensure worker safety and prevent any wet weather impacts.
- Completed CEQA approval and public outreach of the project.
- Entered into a Memorandum of Understanding with SF Port for the work near the intersection of The Embarcadero and (the paper street) Jackson Street.

10002760 - Cargo Way Sewer Box Odor Reduction

The proposed project consists of:

- Preparation of a Needs Assessment Report to identify odor control opportunities in the Bayside collection system based on the WATS model evaluation. (Completed).
- Odor control improvements identified by Operations for sewer box located at Cargo Way include the following:
 - o Identification of flow sources and potential Infiltration and Inflow (I&I) issues
 - o Installation of tee at Booster Pump Station Effluent manifold
 - o Trenchless installation of 50 LF of 12-inch

Ductile Iron Pipe (DIP) inside 18" steel casing beneath SFMTA tracks

- o Installation of 3,950 LF of 12-inch DIP
- o Installation of backflow preventer and control valves
- Obtain CEQA approval (CatEx is assumed) and other necessary permits as necessary to implement project (such as Maher and BCDC application)
- Establish construction and long-term MOU with SFMTA and SF Port
- Conduct public outreach to the community, including SF Port and its stakeholder

10031676 - Rutland Sewer Improvements (Completed)

Under this project, the hydraulic capacity of the sewers in the project area will be increased to meet the SSIP Level of Service storm. The project will consist of multiple improvements along Rutland Street (from Visitation Avenue to Sunnydale Avenue) including replacing the existing sewer with a larger reinforced concrete pipe, constructing a wet weather diversion structure, and conveying water passing over a weir inside this underground structure during a large storm event through new piping and discharging into a deep wet weather tunnel (Sunnydale Sewer Tunnel). To minimize construction impacts to the community, this sewer work will be constructed with the Visitation Valley Green Nodes Project.

10002664 - Van Ness BRT Sewer Improvements

The scope of sewer work includes the following:

- Construct approximately 20,000 LF of 12-inch to 54-inch diameter VCP and RCP sewers or HDPE sewers in steel casing between Mission Street and Lombard Street for a twin sewerage system along the entire corridor.
- Construct 187 concrete manholes along the new sewer alignment.
- Repair, replace, or construct approximately 2,215 LF of 6-inch or 8-inch side sewers and connect to the newly constructed main sewer.
- Construct 80 new concrete catch basins to ensure proper overland flow drainage around the proposed platforms and bulb-outs.
- Install 121 new cast iron water traps for existing

catch basins to remain where connections to new main sewers are necessary.

- Construct approximately 2,200 LF of 10-inch diameter VCP culverts for new catch basins.
- Inspect newly constructed main sewers, side sewers and culverts by closed-circuit television (CCTV).
- Plug and fill to abandon approximately 1,800 LF of existing sewers where sewers are to be relocated.

10002667 - Better Market Street Sewer Improvements - Phase 1

In line with SSIP's strategy to work with other City and County agencies on projects they initiated to protect value and function of wastewater facilities, SFPUC partnered with SFMTA and SFPW in the Better Market Street (BMS) State of Good Repair Program. This interdepartmental project will replace aging. The SSIP will participate in this Program with the replacement of most of the sewers in Market Street, many of which are made of bricks and are over 100 years old in Market Street.

This project will consist of three blocks project on Market Street between 5th Street and 8th Street.

10002670 - Geary BRT Sewer Improvements Phase 1

SFMTA is implementing the Geary Bus Rapid Transit (BRT) Program and SFPUC will be a partner to replace/upgrade sewers along the Geary Corridor. SFPUC had previously determined to separately implement the required sewer rehabilitation and/or sewer replacement as a SFPUC contract.

This project includes replacement or rehabilitation of existing 6-inch to 18-inch diameter circular sewers and 3-foot by 5-foot non-circular egg-shaped brick sewers. Approximately 1.5 miles of sewers along this corridor, on Geary Boulevard from Franklin to Masonic (Phase 1 of the BRT Program), and on nearby cross streets, have been identified as possibly needing replacement. The weighted average age of these sewers is 78 years. Cost information provided below is based on the net present value of the initial screening and will change once project proceeds to design phase.

10002672 - Central Subway Sewer Improvements (Completed)

This project is related to the SFMTA Central Subway Phase 2 of the Third Street Long Range Transportation Plan Project that will extend rail service from Fourth and King Streets to a northern terminal at Stockton and Jackson Streets. The purpose of this project is to include sewer improvements to avoid conflicts with the proposed light rail scope and to minimize future repair and replacement impacts. The sewer improvement project includes reconstructing existing 78-inch sewer (Fourth Street between Brannan Street and King Street), and relocating/replacing existing 30-inch force main (Fourth Street between Bryant Street and King Street) and 48-inch gravity sewer (Fourth Street between Bryant Street and Brannan Street).

10002687 - Mission Bay Loop Sewer Improvement

SFMTA's Mission Bay Loop Project will install light rail track on Illinois Street between 18th and 19th Streets. The improvements will support the future operations of the Third Street Light Rail in anticipation of the activation of the new Central Subway segment. The existing gravity sewers and force mains on Illinois Street will need to be relocated and/or replaced to avoid future conflicts with light rail operations. This sewer improvement project includes planning, environmental review, design, and construction phases.

Revisions to 2018/New for 2020:

The sewer work has been completed and partial Substantial Completion for the sewer work has been issued in October 2019.

10031546 - Masonic Avenue Sewer Improvements (Completed)

The proposed sewer work is as follows:

- Furnish and install approximately 4,747 LF of 12-inch, 15-inch, 18-inch, 21-inch, and 24-inch vitrified clay pipe (VCP)
- Line existing 12-inch diameter VCP sewer with cured-in-place liner
- Construct 6 and/or 8-inch side sewer connections

- Cast-in-place or precast manholes and catch basins
- Clean/mortar existing manholes

10002776 - Taraval Sewer Improvements

SFMTA is implementing the L Taraval Transit Improvements Program and SFPUC will be a partner to replace/upgrade sewers along the Taraval Corridor. Any sewer work required, whether it is sewer relocation, sewer rehabilitation or sewer replacement, will be undertaken as part of SFMTA's project.

The scope of the sewer work includes replacing approximately 19,000 LF of 12-inch to 36-inch diameter iron stone pipe (ISP), vitrified clay pipe (VCP), reinforced concrete pipe (RCP), or concrete sewers along Taraval Street between 15th Avenue and 46th Avenue, and Ulloa Street between Forest Side Avenue and 15th Avenue for a twin sewerage system.

Pump Stations and Force Mains Improvement Projects

10002417 - Hudson Ave Pump Station and Outfall Improvements (Completed)

The original project scope of work included replacing an existing pump with a new pump station to convey combined sewer flows from an easement sewer (located inside private properties) to the SFPUC sewer system. During the needs assessment and alternative analysis phases, the project team confirmed that only two properties located on Innes Avenue are served by the existing pump. Therefore, the selected solution was a "no project" alternative, where it was recommended that Wastewater Enterprise (WWE) de-activate the existing pump and easement sewer, because this would be the most cost-effective option. Wastewater Enterprise would need to work with the Department of Building Inspection and the affected property owners to re-route the sewer flows to the existing sewers located in the Innes Avenue. Therefore, this project completed the Alternative Analysis Report (AAR) and any remaining work is deferred to WWE for implementation.

10002419 - Force Main Rehab at Embarcadero

and Jackson Streets

This project consists of the following:

- Rehabilitate approximately 190 LF of the NSFM that is located outside the Jackson Street Transport/Storage Box (JST) by installing a 28-inch outside diameter, DR26 HDPE pipe.
 - Replace approximately 50 LF of the NSFM that is located outside the JST and underneath the Jackson combined sewer discharge (not via sliplining).
 - Construction of a valve, valve-vault and associated mechanical/electrical controls to allow WWE Operations to direct combined sewage flows to either the NSCFM or to the existing NSFM.
 - Establish a Memorandum of Understanding with SF Port (and/or its tenant) for the temporary construction and permanent O&M easement for the NSFM asset.
- Obtain CEQA approval (Mitigated Negative Declaration - MND) for the project.
- Perform public outreach to the community, including stakeholders along SF Port's waterfront area.

10026828 - Mariposa Dry-Weather Pump Station & Force Main Improvements

The proposed project consists of the following:

- Increase the dry weather pump capacity to handle a peak flow rate of 5.0 MGD
- Demolish existing pump station building, underground structure, wet well, electrical system, and associated assets to make room for a new pump station.
- Obtain CEQA (CatEx) approval for the project, and apply for necessary permits (BCDC, Maher's Ordinance, etc.) to construct the improvements.
- Construct a new pump station building, underground structures, and wet well within existing SFPUC land and an expansion of the existing SF Port easement, including:
 - o Replacing the deteriorated main discharge valve.
 - o Replacing the crane system with one capable of supporting the larger, new pumps.
 - o Providing security cameras.
 - o Providing emergency access key box at gate and main entry door.
 - o Providing accessible egress gate and improving

Factor truck access by modifying perimeter fence.

- o Providing code-compliant emergency exit lighting with battery backup along egress path of travel and at exterior door landing.

- Construct new MCCs, DCS, PLC, panels, power service, and level monitoring system, including:
 - Upgrading and/or replacing power service to the pump station to accommodate power requirement for new dry weather pumps.
 - Evaluating PLC replacement as part of ongoing effort to replace PLCs system-wide.
 - Replacing the compressor and receiver to maintain system reliability during the service life of the building and evaluating Ultrasonic Level Detection as primary control instrument.
- Construct new HVAC and Odor Control System, including:
 - o Investigating the adequacy of the current HVAC system to provide necessary ventilation and replacing HVAC equipment as required.
 - o Replacing odor control unit and ducting. New odor control unit type will be decided by WWE O&M for system-wide consistency of odor control equipment and operations.
 - Obtain permanent power supply from Power Enterprise.
 - Replace the existing dry weather force main with a new larger diameter force main downstream of the new dry weather pump station. Utility coordination and/or relocation may be necessary with the replacement of the force main.
 - Establish MOU or apply for encroachment permit for temporary construction easement within SF Port's jurisdiction.
 - Conduct public outreach to the community, including SF Port and its stakeholders.

10026829 - Cesar Chavez Pump Station (Completed)

Under this project, stormwater and groundwater that collects under the Cesar Chavez freeway underpass within a bounded area will be conveyed to SEP. As this is not an all-weather pump station, WWE determined that this project is a lower priority than other all-weather pump stations. The remaining needs of the project may be added to the WWE R&R program list for consideration. After the NAR and the Draft AAR

were completed, it was determined that this project is less critical than other dry-weather or all-weather pump station improvements. Therefore, this project will complete the Draft AAR and any remaining work is to be deferred to the WWE R&R program for consideration. This SSIP project will end at the Draft AAR phase.

10002465 - Marin Street Sewer Replacement (Completed)

The purpose of the project is to upsize the existing 24-inch diameter sewers (located between the intersection of 3rd Street and Marin Street and the Marin Street Outfall Structure, or Project Location) to handle additional dry-weather flows projected from the tributary area. The wet-weather conveyance associated with this sewer system would also be evaluated but no wet-weather conveyance issues were included in this project.

Hydraulic studies of the watershed area was performed to determine the hydraulic adequacy of the pipelines in the area based on expected flows from approved developments, as well as to confirm the necessary pipe size. Based on the results from the hydraulic studies, the existing 24-inch diameter sewers at the Project Location were replaced with 30-inch diameter sewers. CEQA approval was obtained, along with other necessary permits such as BCDC and Caltrans permits. A MOU was executed with the SFMTA to execute this work as a portion of the Project Location is located within SFMTA jurisdiction.

10002485 - Griffith Pump Station Improvements

The project consists of:

- Replacing the dry weather and wet weather pumps, including installation of new sump pumps to maintain the existing capacity of 11.5 MGD and 120 MGD.
- Installation of new bar screens (including motors, VFDs, housing, control panel, hardware, etc.).
- Installation of two new bridge cranes in the manifold room and main pump area.
- Replacement of the bar rack room crane with a new monorail system.
- Perform structural modifications, as necessary, in support of mechanical systems installations,

including: Replacement of the dry weather manifold piping and associated appurtenances with HDPE pipes (associated appurtenances include check valves and knife gate valves, and pipe supports [flowmeter will be salvaged]).

- Modification of the manifold room stairway and catwalk to accommodate a new crane system and widening of manifold room access hatch.
- Downsize the OCU exhaust fans to match capacity rating of OCU (to better facilitate removal of hydrogen sulfide).
- Modification of the HVAC system to increase the hourly air changes in the bar rack area, in accordance with WWE standards and NFPA 820.
- Removal of most of the dry weather manifold piping in manifold room. This would include check valves and knife gate valves, while flowmeters would be salvaged.
- Construction of two canopy systems to protect outdoor equipment, including chemical tanks, metering pumps, ultraviolet light, and associated deteriorating elements.
- Installation of a tamper-proof roof access ladder.
- Replace and improve electrical work; including a new station switchgear, MCCs, one ATS, and refurbish existing standby generator.
- Upgrade existing station with new automation and instrumentation equipment, control devices, and programmable controllers.
- Obtained CatEx (CEQA approval) for the project.

10002138 - North Shore to Channel F M Drainage Improvement (Completed)

North Shore Force Main (NSFM) provides critical conveyance of combined sewage and stormwater flows from the northeastern quadrant of San Francisco to SEP. Before this project, this force main did not have any redundancy and could only be taken out of service for no more than 22-hours to meet the NPDES permit requirements. Approximately 2,750 LF of the 8,000 LF of this force main were located in The Embarcadero Roadway and either constructed of steel pipe or ductile iron pipe (both are susceptible to corrosion). After emergency repairs in 2008, a project was initiated under the Wastewater Capital Improvement Program to

construct a redundant force main (North Shore to Channel Force Main [NSCFM]), so the 2,750 LF of the existing NSF M may be taken out of service for a complete repairs. As the construction work progressed, many unforeseen site conditions, including discovery of seven underground storage tanks, caused significant delays to the project and additional funding was needed to complete the construction contract. Since the project contributes to the SSIP Level of Service ensuring critical functions are built with redundant infrastructure, the project team obtained approval from SFPUC to reallocate funds from SSIP to provide additional construction and construction management funds.

The NSCFM is now in service and combined sewage flows are diverted to the NSCFM; thereby, allowing the remaining 240 LF of the DIP section of the NSF M to be rehabilitated. The construction contract became a joint-project between SFPUC Wastewater Enterprise and SFPW Paving Program and was led by SFPUC.

10037251 - Seacliff No. 1 PS & FM Upgrade

Seacliff No. 1 Pump Station (PS) was constructed in 1929 and operates in dry and wet weather and has two pumps. An eight-inch diameter force main (FM) connects the pump station to an existing sewer on El Camino Del Mar Drive that drains to the Richmond Transport Tunnel. An overflow structure for Combined Sewer Discharge No. 005 (CSD 005) is located within Seacliff No. 1 PS, and permitted overflows from CSD 005 drains to China Beach.

The purpose of this project is to replace Seacliff No. 1 PS and FM, in accordance with the Operational Reliability LOS Goal (Performance Requirements & Water Quality). This project includes planning (including condition assessment, needs identification, alternative analysis and conceptual engineering), design, right-of-way, environmental, bid and award, construction and closeout phases. Although the project scope depends on the outcome from the planning phase and scope freeze efforts, the current schedule and budget include the following assumptions and scopes of work:

1. Replacement of pump station and wet-well at

its existing location. The new pump station would be a new, single-story above grade building (approximately 100 square-feet).

2. Replacement of approximately 930 linear feet of 8-inch force main at the same alignment.

3. Installation of a new connection from new pump station to CSD 005.

4. Installation of flow monitoring devices for post-storm evaluation.

5. Installation of floatable controls at the overflow structure to CSD 005.

6. Installing a redundant pump for 'n+1' redundancy during wet weather.

As the current sewer assets are partially located on Federal/GGNRA property, substantial efforts with right-of-way coordination, environmental and other permitting is required. Potential impacts from the permitting and ROW coordination will be better quantified as the project progresses.

10037246 - Seacliff No. 2 PS & FM Upgrade

Pump Station Scope of Work: Electrical equipment, power service, generator system, level monitoring system, process equipment, buildings, underground structures, wet wells, and surrounding site.

Seacliff No. 2 Pump Station (PS) was constructed in 1940 and conveys dry and wet weather flows with three submersible pumps. An eight-inch diameter force main (FM), approximately 1,060 linear feet long, connects the pump station to an existing sewer on El Camino Del Mar Drive and drains to the Richmond Transport Tunnel. The overflow structure for Combined Sewer Discharge (CSD) 007 is located in Seacliff No. 2 PS, and permitted overflows from CSD 007 drain to Baker Beach.

The purpose of this project is to rehabilitate Seacliff No. 2 PS and FM, in accordance with the Operational Reliability Level-of-Service Goals (State of Good Repair). This project includes Planning (including condition assessment, needs identification, alternative analysis and conceptual engineering), for the following scope of work and assumptions:

1. Assume existing PS can be rehabilitated and upgraded to meet current building codes, including:

Appendix 1 - SSIP Quarterly Report

- a. Perform seismic retrofit of the existing pump station building and associated mechanical and electrical equipment, piping, and fittings.
- b. Address fire, emergency and health and safety requirements.
- c. Assume damaged concrete and exposed rebar can be repaired.
- d. Assume deterioration of the existing wet-wells can be repaired.
2. Replace the three submersible pumps in kind (47 horsepower pumps).
3. Replace other mechanical and process equipment, including: existing crane, bubbler system, piping, valves, inlet gate and operator, water system components, and washdown pump.
4. Provide protective coating to all exposed metal piping, fittings, and valves.
5. Replace all electrical equipment.
6. Upgrade fiber optic connection.
7. Address PS security needs, including providing: perimeter camera, access key box at gate, egress compliant gate hardware and level lockset or panic hardware exit device and solid panel surrounding lock.
8. Replace existing eight-inch force main with 16-inch force main in the same alignment.

10037303 - Sunnydale PS Safety Improvements

Sunnydale Pump Station (PS) was constructed in 1991 and operates in wet weather to manage flows within the Sunnydale Drainage Basin. This PS is prone to groundwater intrusion, which has corroded the building structure, electrical and mechanical equipment.

The purpose of this project is to meet the Health, Safety and Security Level-of-Service Goal. Longer-term improvements at this station are in a separate project and scheduled later in the capital improvement program. This project includes Planning (including condition assessment, needs identification, alternative analysis and conceptual engineering), Design, Right-of-Way, Environmental, Bid and Award, Construction and Closeout Phases. Although the project scope depends on the outcome of the Planning Phase, the project includes the following scope of work and assumptions:

1. Address safety risks from groundwater intrusion, including:

- a. Repair structural deficiencies observed including repair of cracks and leaks.
- b. Upgrade and repair manifold room (including: piping, PRVs, lighting, instruments, equipment).
- c. Address water leakage in manifold room and Motor Control Center (MCC).
- d. Repair leaking door.
- e. Perform electrical repairs.
- f. Replace HVAC equipment that are corroded due to water intrusion.
2. Address Security Concerns, including:
 - a. Install new security signage and upgrade lighting to dusk-activated LED lighting.
 - b. Upgrade card readers and door contacts at all perimeter doors.
 - c. Add interior presence sensing, connected to an intrusion detection panel and alarming to security.
 - d. Furnish, install and configure video recording servers, management server and analytic servers including uninterruptable power supplies (UPS).
 - e. Install video camera units and local recording.
3. Address Other Safety Concerns, including:
 - a. Evaluate and add gas detection system, as necessary.
 - b. Add site lighting at egress penthouse and entrance to station.
4. Other assumptions:
 - a. Construction work will be performed during dry-weather when the PS is offline; therefore, no diversion is needed.
 - b. All work is considered as replacement-in-kind work, and is not expected to affect future operations.
 - c. Longer-term improvements not included in above scope may be performed in future and separate projects.

PS-4 - Pump Station Security Upgrades (CCS, GFS, CHS, MMS)

The scope of security upgrades at the four pump stations is provided below:

Cesar Chavez Pump Station (CCS): Upgrade card readers and door contacts at all perimeter doors; Add interior presence sensing, connect to an intrusion detection panel and alarm security; Provide allowance for replacing / repairing existing perimeter fence and fence support as needed; Add protective cage around outdoor

chemical and electrical equipment; Furnish, install and configure video recording servers, management server and analytic servers including uninterruptable power supplies (UPSs); Configure security fiber optic connectivity back to Southeast Plant (SEP) to enable live video connection; Upgrade lighting to dusk-activated (non-motion) LED lighting; Add new security signage.

Griffith Street Pump Station (GFS): Add bullet resistant glass at perimeter windows; Upgrade card readers and door contacts at all perimeter doors; Add interior presence sensing, connected to an intrusion detection panel and alarm security; Install two (2) new gates, replace and furnish gate and gate operator at one (1) gate location including structural support and electrical power and controls; Provide allowance for replacing / repairing existing perimeter fence and fence support as needed; Add protective cage around outdoor chemical and electrical equipment; Furnish, install and configure video recording servers, management server, and analytic servers including uninterruptable power supply (UPS); Upgrade lighting to dusk-activated (non-motion) LED lighting; Add new security signage; Add video camera units and local recording.

Channel Pump Station (CHS): Repair card reader operation at motorized swing gate; Repair or refurbish any door contacts requiring upgrade to doors; Upgrade card readers and door contacts at all perimeter doors and ensure proper operation; Add interior presence sensing, connected to an intrusion detection panel and alarming to security; Replace and furnish gate and gate operator at one (1) gate location including structural support and electrical power and controls; Provide allowance for replacing / repairing existing perimeter fence and fence support as needed; Furnish, install and configure video recording servers, management server, and analytic servers including UPS; Furnish, install, and configure wireless mesh network; Configure security fiber optic connectivity back to SEP to enable live video connection; Upgrade lighting to dusk-activated (non-motion) LED lighting; Add new security signage; Add video camera units and local recording.

Merlin Morris Pump Station (MMS): Add new security signage; Upgrade lighting to dusk-activated (non-motion) LED lighting; Convert roof and perimeter fencing to be non-porous to protect staff from freeway debris and safety and security risks posed by the public.

PS-5 - Geary Underpass PS Safe Access Enhancements

This project aims to improve access in and around the Geary Underpass Pump Station, in accordance with the Health, Safety, and Security LOS goal. This includes:

- Investigate options to improve maintenance access
- Improve lighting and accessibility improvements to remove and replace pumps
- Verify overhead mounted underpass lighting and install lighting near entrance, if none is present
- Add handrail at entry steps, add ladder fall protection, and upgrade the guardrail at the well opening
- Modify or replace stair guardrails where openings exceed 21 inches clear and at height < 42 inches
- Provide handrails on both sides of stairs

Geary Underpass Pump Station (PS) was constructed in 1960 and operates in wet weather to manage overland flows that collect at the Geary Boulevard underpass located near Fillmore Street. Existing access to this PS poses a hazard to operation and maintenance staff, who must walk beside high traffic areas and on a narrow pathway to reach the PS.

The purpose of this project is improve access to and within the Geary Underpass PS, in accordance with the Health, Safety and Security Level-of-Service Goal. This project includes Planning (including condition assessment, needs identification, alternative analysis and conceptual engineering), Design, Right-of-Way, Environmental, Bid and Award, Construction and Closeout Phases. Although the project direction depends on the outcome of the Planning Phase, it includes the following scope of work and assumptions:

1. Investigate options to improve maintenance access.

2. Improve lighting and accessibility improvements to remove and replace pumps.
3. Verify overhead mounted underpass lighting and install lighting near entrance, if none is present.
4. Add handrail at entry steps, add ladder fall protection, and upgrade the guardrail at the well opening.
5. Modify or replace stair guardrails where openings exceed 21 inches clear and at height < 42 inches.
6. Provide handrails on both sides of stairs.

Combined Sewer Discharge (CSD) and Transport/Storage (T/S) Structure Projects

10037244 - Baker (009) Baffle Improvements

The components of the project at Baker CSD involve the following: install a baffle on the east overflow weir; repair or replace western array of valves to stop leaking ; repair eastern array of valves to prevent leaking ; repair or replace deteriorated metal plumbing pipes; repair minor defects including missing aggregate and infiltration in connecting sewer ; patch and coat minor.

10037245 - Brannan (019) CSD Gate & Baffle Rehab

Scope of work for these CSDs are based on historical performance and WWE Operations video inspection records. The butterfly discharge valve is not working properly, thus the combined flow discharge get interrupted, when valve is not opening. In addition, the flap valve at the end of is stuck in open position and the CSD lacks baffle to control the floatables.

The components of the project at Brannan Combined Sewer Discharge (CSD) involves:

- Improving the discharge system either by restoring the weirs and passive system or repair of mechanical system and valve and actuator
- Replace the flap gate with an inline check valve or another flap gate
- Install baffle for floatables control
- Conduct concrete patching and repair works and repair exposed rebar
- Replace the access ladder

CSD-3 - System-wide CSD & T/S Monitoring Equipment Assessment

The project involves a system-wide assessment of WWE's CSD monitoring equipment for wet weather operations and reporting. The assessment may provide recommendations for replacement or relocation of sensors, calibration needs, technology upgrades, transfer from hard-wired to radio, new installations, additional access, or other recommendations. As an allowance, the project cost assumes replacement and conversion to wireless communication for existing sensors at the following CSD locations: CSD 001 - Lake Merced (3 sensors), CSD 002 - Vicente (3 sensors), CSD 003 - Lincoln (3 sensors), CSD 005 - Seacliff 1 (3 sensors), CSD 007 - Seacliff 2 (2 sensors), CSD 009 - Baker (1 sensor, relocated from Pierce CSD), CSD 025 - 6th Street (1 sensor), CSD 029 - Mariposa (3 sensors), CSD 031A - Islais Creek (1 sensor), CSD 041 - Yosemite (1 sensor) and CSD 043 - Sunnydale (1 sensor). An additional allowance of \$2,000,000 is also included for reliability improvements of sensors at other CSD locations based on the assessment results.

CSD-4 - CSD Structure Rehab & Upgrades - Part 1

A detailed condition inspection should be undertaken prior to design to confirm the scope of structural rehabilitation works. The components of the projects at Laguna (CSD 011), Howard (CSD 018), Fourth St N (CSD 023), Mariposa (CSD 029), Evans (037), Lake Merced (001) and Lincoln (003) are detailed as follows. Laguna CSD Consolidation: This project involves planning, design and construction of Laguna CSD consolidation. For costing purposes, it is assumed that Laguna CSD will be filled with lightweight cellular concrete, with a bulkhead installed at the Marina T/S box and at the sea wall. The following general project elements are assumed: clean and prepare the pipe for decommissioning; remove debris and loose materials, and seal infiltration cracks and holes; demolish existing items as required to facilitate construction activities; relocate and/or cap any existing utilities into the CSD; install a permanent bulkhead at the seawall and a permanent bulkhead at Marina T/S box;

apply anticorrosive coating to all exposed ferrous metals; perform dewatering within the CSD as required; install lightweight cellular concrete; remove access manholes and backfill Howard CSD Rehab: Improve floatables control on flows discharging through the butterfly valve; repair leaking butterfly valve; replace conduit for valve control; patch and coat concrete defects and exposed rebar; investigate potential void and repair; repair missing bricks and mortar; seal major cracks and fractures Fourth St North CSD Rehab: Patch and coat concrete defects and exposed rebar; investigate potential pipe sag; repair missing bricks and mortar; seal major cracks and fractures Mariposa CSD Rehab: Patch and coat concrete defects and exposed rebar; seal infiltration cracks and holes; repair major cracks and fractures; repair or replace manhole cover and ladder rungs; replace monitoring line brackets Evans (037) CSD Rehab: Seal infiltration cracks and holes; patch and repair concrete defects; patch and repair exposed rebar and missing aggregate; repair or replace baffle brackets if necessary Lake Merced (001) CSD Rehab: Seal infiltration cracks and holes; patch and coat concrete defects and exposed rebar Lincoln (003) CSD Rehab: Seal infiltration cracks and holes, patch and coat concrete defects and exposed rebar; seal major cracks and fractures, remove abandoned-in-place flow monitoring equipment and cables

10002299 - Richmond Transport/Storage Tunnel Rehabilitation

The scope of this project includes the evaluation of rehabilitation methods for the Richmond/Transport Storage Tunnel to confirm the previous findings and recommendations included in the physical modeling performed by PMC and presented in October 2013 to resolve historical surge issues identified. The model identified the causes of geysering through vent holes and dislodging manhole covers in various areas and included modification recommendations including odor solutions that will be verified during the Planning Phase of this project.

CWWSIPCSCD02 - Baker/Laguna/Pierce CSD &

Outfall (Completed)

Project has been deferred to Phase 2.

10002303 - Beach and Sansome Street CSD Rehabilitation

Scope of work for these CSDs are based on historical performance and WWE Operations video inspection records include:

Beach Street CSD:

- Cleaning and specific condition assessment of the asset
- Provide necessary ventilation
- Inspection of baffles and restore baffle, if needed
- Inspect weirs and repair crack at the weir
- Repair corroded metal ceiling
- Install a backflow prevention system

Sansome Street CSD:

- Cleaning and specific condition assessment of the asset
- Provide necessary ventilation
- Repair necessary concrete crack and spalling, exposed rebar, and an I-beam
- Replace butterfly valve seals
- Install a backflow prevention system

10002344 - CSD Backflow Prevention and Monitoring

Collection system assets that contribute to saltwater intrusion fall into two categories: conveyance (groundwater infiltration through defects) and CSD structures (tidal backflow, inflow through defects, or groundwater infiltration). A component of this project involves developing and implementing a CSD and conveyance monitoring plan to gather data on the salinity in the whole collection network to be able to locate potential infiltration sources in the collection system and then verify performance once improvements (implemented through SFPUC's R&R Program) have been completed. It is anticipated that the monitoring program will consist of CSD monitoring, as well as monitoring of conveyance systems (pump stations, trunk-line, and mobile sites).

The scope also includes planning, design and installation backflow preventers at selected CSD outfalls, which may include engineering survey of CSD weir elevations and lengths. Backflow

Appendix 1 - SSIP Quarterly Report

preventers will be installed in a phased and monitored approach, with the following priority CSD outfalls considered based on locations with the potential for highest inflow in the system for the same tide:

- CSD 17 – Jackson Street
- CSD 10 – Pierce Street
- CSD 40 – Griffith Street
- CSD 31A – Islais Creek North
- CSD 32 – Marin Street
- CSD 33 – Selby Street
- CSD 41 – Yosemite
- CSD 35 – 3rd Street South

The project scope will be fluid and subject to change based on monitoring results.

10002378 - 5th, North 6th and Division Street CSD Rehabilitation

Hydraulic modeling of the three CSDs will be performed as their functions are related. Scope of work for these CSDs are based on historical performance and WWE Operations video inspection records and include:

- Cleaning and specific condition assessment of the asset
- Provide necessary ventilation
- Repair necessary concrete crack and spalling and exposed rebar

In addition to the work common to all three CSDs noted above, the following will also be completed:

- Provide safe access, rehab/replace the flap gate at 5th St. CSD and North 6th St. CSD
- Refurbish gates at Division CSD
- Repair the baffle at Division CSD
- Installation of a backflow prevention system at the 5th Street CSD structure
- Installation of a backflow prevention system at the 6th Street CSD structure

10031477 - Cesar Chavez Green Infrastructure (Completed)

The purpose of this streetscape and sewer improvement project, which focused on the segment between Guerrero Street and Hampshire Street, was to improve the safety, aesthetics, and infrastructure and transit efficiency of the corridor. This project also turned Cesar Chavez into a sustainable “green street” by increasing the number of street trees, implementing Low Impact

Development (LID) practices, and installing stormwater planters to add green landscaping pockets and provide for stormwater management. The project widened the existing median to allow for many more street trees and landscaping; provided left turn pockets for turning vehicles; widened the sidewalk at the corners; and upgraded the street lighting along the corridor to LED to provide brighter, whiter light and reduce energy consumption. Permeable paving and bioretention were also integrated into the street design. This strategy fuses infrastructure with urban design, allowing the streetscape to become part of the solution to drainage problems. This project has been completed.

10015558/10026813 - Islais Creek Green Infrastructure (Completed)

This project incorporates green stormwater management into an urban design to meet the neighborhood’s needs and the stormwater performance goals for the Islais Creek watershed (i.e. manage the first 0.75 inch of rainfall for a 5-year, 3-hour storm event within the 2.2 acre drainage management area). The project will also provide secondary benefits by creating new plazas that can serve as neighborhood gathering spaces, greening of the neighborhood by adding more vegetated areas within the right-of-way (ROW), and adding curb bulb-outs to enhance pedestrian and bicyclist safety. Additional work includes construction of bioretention and a subsurface infiltration gallery, and developing parking spaces and traffic lane configurations based on recommendations from SFMTA & SF Planning.

10026805 - Sunset Green Infrastructure

Sunset Boulevard is a large arterial roadway with three lanes of traffic in each direction, a central vegetated median, and large City-owned landscaped parcels with walking paths fronting either side. The Sunset Boulevard Greenway project will construct a series of tiered bioretention rain gardens in the western stretch of landscaped parcels along 12 blocks stretching from Golden Gate Park to Lake Merced. The rain gardens will manage stormwater runoff on the west side of Sunset Boulevard from the street,

paths, and a portion of the landscaped parcel area. The project will also incorporate a “Learning Lab” to supplement elementary school curriculum.

10031465 - North Shore Green Infrastructure (Completed)

Stormwater will route to flow-through bioretention planters with surfaces set lower than the surrounding grade. During large storm events, ponded water at the surface of the planters will reach a maximum depth of 6 inches before it crests an overflow weir, either to a lower planter tier or to a concrete valley gutter running the length of the alley. To protect the adjacent building foundations, an impermeable waterproof liner will be placed along the bottom and sides of the planters. New street surfacing and furnishings will provide improved community space for local residents and visitors. The project is designed to manage runoff from 0.1 acres, removing around 300,000 gallons of stormwater in a typical year.

10026807 - Lake Merced Green Infrastructure (Completed)

The project on Holloway Avenue starts at the Ashton Avenue intersection and extends along eight blocks to the Lee Avenue intersection. Corner bulb-outs containing bioretention planters will be installed on the downstream ends of six of the blocks. On the remaining two blocks, roadside bioretention planters adjacent to the curb will manage stormwater in lieu of corner bulb-out planters, which are infeasible due to driveway conflicts. The bioretention planters are sized to manage stormwater runoff from the sidewalk and only a portion of intersection areas in order to minimize their size and the associated parking loss from the new bulb-outs. Permeable pavement installed within the existing parking lanes on both sides of Holloway Avenue will manage runoff from the roadway. The project is designed to manage runoff from 2.1 acres, removing 1.0 million gallons of stormwater in a typical year.

10031676 - Sunnydale Green Infrastructure (Completed)

The Visitation Valley Green Nodes project is comprised of two subprojects (“nodes”) at

different locations within the neighborhood. The first node, identified as the Leland Avenue Rain Garden, is on an open-space parcel owned by the San Francisco Recreation and Park Department at the end of Leland Avenue. The project creates a large terraced bioretention facility that will capture, store, and infiltrate runoff from the impervious roadway and an adjacent vegetated sloped area. This location will also provide community benefits by enhancing an adjacent existing community vegetable garden and creating a pedestrian connection to McLaren Park. The second node, identified as the Sunnydale Avenue Mini-Plaza, consists of large midblock and corner bulb-outs containing bioretention planters at a busy T-intersection at Rutland Street in front of a church/school. The planters remove stormwater while also providing traffic calming and pedestrian safety. The small urban plaza and landscaping will provide a pleasant community space for the neighborhood. The project is designed to manage runoff from 1.8 acres, removing 0.8 million gallons of stormwater in a typical year. Approximately one block of local sewer work on Rutland Street will be included into the construction contract to minimize construction impact. The project cost of that sewer improvement is accounted for separately.

10026809 - Richmond Green Infrastructure

At El Camino Del Mar, the following will be completed under this project:

- New pedestrian crosswalk.
- Sixteen terraced rain gardens adjacent to crosswalks from the Legion of Honor parking lot down to the Lands End Trailhead, including debris traps at the inlets to capture the abundant vegetative litter.
- Subsurface infiltration galleries connected to the northern and southern planters on either side of the road.
- Soil stabilization techniques in selected locations on the southern slope of El Camino Del Mar.
- Sewer main upsizing between Lands End Trailhead and manhole east of 32nd Avenue.
- Upgrade existing crosswalks to comply with the Americans with Disabilities Act.

At Beach Terrace, the following will be completed

Appendix 1 - SSIP Quarterly Report

under this project:

- Sea Cliff Avenue:
 - Permeable pavement in the parking strips between 25th & 26th Avenues.
 - Three rain garden bulb outs at the eastern & western ends of the permeable pavement
 - One flow-through (under-drained) rain garden at the southeast corner of the intersection with 26th Ave., where soils were found to have low infiltration rates
 - Two traditional (infiltrative) rain garden bulb-outs at the southwest corner and eastern edge of the intersection with 25th Ave., where infiltration rates are much higher
 - Improved catch basins on Sea Cliff Avenue west of the 26th Ave. intersection
- GGNRA land:
 - One large, traditional rain garden at the top of the stairway to Baker Beach from the 25th Ave. North cul-de-sac

10026810 - Yosemite Green Infrastructure

Reach 1 - Yosemite Marsh:

- Overflow structure to direct Yosemite Marsh overflow into creek channel (with CSS backup).
- Earthen channel constructed within McLaren Park flow from the Yosemite Marsh to the streetscape right-of-way (ROW) approximately mid-block on Oxford Street between Bacon & Wayland St. & then south along Oxford St. & east along Wayland St.
- Small tributary channel extending southwest from intersection of Oxford & Wayland St.
- Periodic drop structures downstream of the confluence along Wayland St.
- Proposed path running east along Wayland between creek channel and street.
- Conversion of 500 block of Oxford St. & 1400 block of Wayland St. to one-way streets.
- Relocation of a low-pressure fire hydrant from McLaren Park at the corner of Oxford & Wayland St. to the ROW directly across the street.
- Underground creek channel from southwest corner of Wayland and Cambridge St. to McLaren Park east of Yale St.

Reach 2 - Louis Sutter Softball Fields:

- Bioretention facility located near the west side of the soccer field.
- Earthen channel that meanders across the

southern edge of the soccer field.

- Subsurface storage tanks located west of soccer field and northwest of ball field.
- Regraded slopes north and east of the ball field.
- Soccer field will be reset with drainage improvements and replaced irrigation system.
- New overflow structure (to creek channel with CSS backup) constructed on the northern side of McNab Lake.
- Earthen creek channel conveying flows eastward in the ROW north of the ball field to University St., then south down toward Woolsey St.
- Series of channel drop structures on University St.
- Culvert under University St.
- Removal of trees in poor health.
- Wooden deck northwest of the ball field on Wayland.
- Bioretention/ponding area northwest of the intersection of University and Woolsey.
- Provide plant establishment and/or monitoring for the following GI Projects: Islais Creek, Sunset, North Shore, Lake Merced, Sunnysdale, Richmond, Channel, and Yosemite.

10031473 - Channel Green Infrastructure (Completed)

The Wiggle neighborhood is a collection point for stormwater flow, both from surface runoff and from the collection system. It is also the focus of a project by the SFMTA to repair roadways and aid the flow of motor vehicles, bicycles, and pedestrians. Many of these traffic calming features provide opportunities for the inclusion of green infrastructure. The purpose of the Wiggle Neighborhood Green Corridor project is to implement low impact stormwater management along the Wiggle bike route between Oak and Baker Streets, along Scott and Page Streets, ending at Waller and Steiner Streets. The project is designed to manage runoff from 4 acres, removing 1.1 million gallons of stormwater in a typical year. Key features of this project will include installation of bulb-outs on selected street corners, bioretention planters, and permeable pavement.

10026816 - Wawona Area Stormwater

Improvement Project

The purpose of this project is to convert the Arden Wood Natural Area to a flood water detention basin by collecting the upstream surface water and diverting it into the area, using series of pipe and inlet systems on the upstream, and a large pipe/micro-tunnel at the intersection of Wawona and 15th.

Watershed Stormwater Management**10029726 - Watershed Stormwater Management (Planning Only)**

This project includes planning and preliminary design support for the watershed stormwater management and implementation of green infrastructure projects. This Watershed Stormwater Management Project planning effort will conduct ongoing smaller and localized watershed assessments as needed to ensure that the prioritized projects are responsive to changing neighborhood conditions and new data. Issues continuing to evolve include: changes in regulations, ordinances and codes such as the Non-potable Ordinance, drought, reductions in dry weather flow, the development of surface flooding solutions, sea level rise, emerging one water technologies and the formation of new neighborhood plans and district As a result of this work GI capital project planning will reflect the best state of knowledge about the Collection System.

10034553 - Green Infrastructure Grant Program (GIGP)

The Green Infrastructure Grant Program (GIGP) offers grants to large public and private property owners to manage stormwater onsite and improve the performance of the collection system during wet weather. The Green Infrastructure Grant Program (GIGP) was established with several objectives: to manage stormwater using green infrastructure, to manage stormwater cost effectively, and to provide customers impacted by the anticipated stormwater cost allocation a mechanism to reduce their stormwater runoff and fees. The grant will cover the costs of design and construction of an approved stormwater management feature, such as rain gardens,

permeable pavement, cisterns, and vegetated roofs. The maximum grant award is \$765,000 per acre of impervious surface managed, up to \$2 million in funding. Maintenance responsibility for the GI lies with the property owner and inspection responsibility with the SFPUC. In order for an application to be considered for funding, the project must meet minimum criteria including: managing stormwater runoff from a minimum impervious area of 0.5 acres; capturing the 90th percentile storm (0.75-inch depth) with the proposed green infrastructure features; and providing co-benefits to the community. The SFPUC has allocated \$25M from FY18 - FY27 for the program. The program will be administered by the SFPUC Wastewater Enterprise with project management support from the Infrastructure Division.

GI-1 - Balboa High School Regional Runoff Reduction Project

The regional stormwater project is centered around Balboa High School in the Balboa Park Neighborhood. This Project involves regional stormwater collection from, San Miguel Child Development Center, Civic Center Secondary School, James Denman Middle School, the Balboa High School campus and some surrounding streets. Runoff from 17.3 acres is routed by 1,200 ft of separate storm pipe to divert flows from upstream parcels to various green infrastructure improvements.

GI-3 - Regional School/Park: Giannini Middle School

AP Giannini Middle School is located above the Westside Groundwater Basin and has well draining soils. The project site is 8 acres of mostly impervious roofs and pavement including over 2.5 acres of play yard. There is an opportunity to remove impervious paving to promote infiltration while greening the school yard. Green infrastructure BMPs such as permeable paving, bioretention planters, and infiltration trenches will be installed to reduce the volume and rate of water entering SFPUC's sewer system.

10015816 - Urban Watershed Assessment and Planning Initiation (Completed)

Many of the SSIP's proposed projects are focused on improvements to surface drainage and collection system management in San Francisco. The SSIP Urban Watershed Assessment Task will evaluate and recommend alternatives that balance the use of grey (for example, pipelines) versus green infrastructure (for example, low impact design) for improvements to watershed surface drainage and collection system management. The SSIP will utilize an integrated watershed management approach to investigate the health of the City's watershed and identify potential opportunities for stormwater capture, conveyance, detention and possible reuse to address issues of flooding as well as combined sewage conveyance and storage. Project implementation will require the hydrologic and hydraulic analysis of each of the eight drainage basins and will include: identification of various solutions to each basin's unique set of flooding challenges; evaluation of the social, economic and environmental values of alternatives that meet the level of service with a triple bottom line tool and the optimization and prioritization of projects for each basin. The work will address life cycle costs and detailed operation and maintenance requirements.

10015817 - Urban Watershed Assessment and Planning (Completed)

The UWA is the comprehensive watershed-based planning process developed to diagnose challenges and design solutions for the surface drainage and collection/conveyance portion of the City's sewer system. The UWA emphasizes holistic urban watershed-scale planning and the development of multiple-function solutions to sewer system challenges. These solutions are evaluated using a comprehensive Triple Bottom Line (TBL) tool that employs societal and environmental benefits and costs with the goal of delivering more holistic investment decisions. Project implementation will require the hydrologic and hydraulic analysis of each of the eight drainage basins and will include identification of various solutions to each basin's unique set of flooding and other challenges;

evaluation of the social, economic and environmental values of alternatives using the TBL tool; optimization and prioritization of projects for each basin; and life cycle costs with detailed operation and maintenance requirements.

10029728 - Advanced Rainfall Prediction - Part 1 (Completed)

The purpose of this project was to provide rainfall forecast information to SFPUC WWE staff automatically in real-time. This project included planning, design, and environmental review for three new radar equipment stations to collect additional data that would feed into the rainfall prediction modeling for short-term and long-term precipitation forecasts. In September 2017, this project was cancelled and recommended to be placed on hold as the potential benefit of the project to Wastewater Operations did not merit the significant project costs.

10029729 - Operational Decision System Phase 1 (Completed)

SFPUC desires a more consistent and transparent basis for making decisions that make best use of available data in an automated way. This project would integrate available data in the collection system (levels, flows, pump status, etc.) with rainfall prediction data (from National Oceanic and Atmospheric Administration, or in the future improved through the Advanced Rainfall Prediction project). The real-time data will be coupled with WWE's collection system hydraulic model to project the likely impact of approaching storms and generate specific operational recommendations for managing flows.

10029730 - Operational Decision System Phase 2

This project would integrate available data in the collection system (levels, flows, pump status, etc.) with rainfall prediction data (from National Oceanic and Atmospheric Administration). The rainfall prediction data will be coupled with WWE's collection system hydraulic model to project the likely impact of approaching storms and generate specific operational recommendations for managing flows. Phase 2 builds upon Phase 1 (CWWSIPFCRP02) for a

citywide installation.

Flood Resilience Projects

10034360 - Lower Alemany Area Stormwater Improvement Project

The Lower Alemany area surrounding the US 101 and I-280 interchange has been susceptible to recurring flooding associated with moderate and heavy storms and do not meet the defined SSIP level of service (LOS). The primary objective of the Lower Alemany Area Stormwater Improvement Project is to address the SSIP LOS goals of managing stormwater and minimizing flooding from a 5-year 3-hour storm. This project will include planning, design and construction to improve stormwater conveyance away from the Lower Alemany area neighborhood and consequently to minimize flooding during the LOS storm.

10026811 - 17th and Folsom Wet Weather Storage (Completed)

The neighborhood surrounding 17th Street, 18th Street and Folsom Street has been experiencing over a foot of water on the streets, sidewalks and into their houses during rain events, resulting in property damages to the residents. The 17th and Folsom Wet Weather Storage project was originally intended to provide interim flood mitigation to the neighborhood while SSIP is working on identifying long-term solutions through capital improvement projects. The proposed interim flood mitigation alternatives consisted of a storage basin, pump station, and collection facilities to be built underneath the proposed future 17th & Folsom Park. However, the project was cancelled and defunded except for residual funds for ongoing response activities as directed by management, including certain outreach activities related to flooding.

10026814 - Flood Resilience Analysis (Planning Phase Only) (Completed)

The Flood Resilience Analysis Project will focus on developing a framework for identifying multiple storm scenarios; quantifying risks and cost implications associated with mitigating flooding across the aforementioned storm

scenarios; and defining the extent and scope of the City's responsibility, based on consequences of extreme storms. To minimize flood risks citywide and meet SFPUC objectives, this project will also develop programs and policies beyond what the collection system can manage, and make recommendations on prioritization of structural, non-structural, and operational measures.

10026815 - Flood Resilience - Early Projects (Planning Phase Only) (Completed)

The City of San Francisco has experienced multiple significant storms in the last decade, which have led to flooding in various parts of the City. While Flood Resilience Analysis is being conducted by SFPUC, early infrastructure projects are being planned at three critical areas (Cayuga, Wawona, and Folsom neighborhoods) subjected to high flood risk. This project focuses on planning and developing stormwater detention and conveyance concepts specific to each of the aforementioned critical neighborhoods.

10026817 - Cayuga Ave Stormwater Detention Project (Completed)

The neighborhood surrounding the northeastern end of Cayuga Avenue has been susceptible to recurring flooding associated with moderate to heavy storms. Due to its low land topography, the area can experience up to a few feet of water on the streets and sidewalks during rain events. This project will improve the stormwater detention by re-grading the I-280 embankment at the foot of Cayuga to create a low lying detention field. This project will provide surface detention of flows during flooding and includes an overflow relief connection into the College Hill Tunnel as well and a retaining wall to support the roadway.

10026818 - Folsom Area Stormwater Improvement Project

This project includes just the planning and design phases to improve stormwater conveyance away from the 17th and Folsom neighborhood to minimize flooding in the Level of Service storm. The project scope consists of:

- The design of approximately 12,500 linear feet of new combined sewer boxes and pipes in the neighborhood immediately adjacent to 17th and

Folsom in order to increase capacity of the existing CS systems through either upsizing existing facilities or adding auxiliary facilities.

- The design of approximately 5,100 linear feet of 12' I.D. tunnel bore by a consultant under contract PRO.0101. The tunnel is downstream of the pipe and box upsizing
- Environmental clearance for both the upstream traditional open cut work and the tunnel bore.
- Modification of a Caltrans foundation to allow the tunnel to pass through.
- Launch shaft and staging area for the tunnel bore in the proximity of Florida Street and Alameda Street.
- Turning shaft for the tunnel boring machine in the vicinity of De Haro and Alameda Street
- Underpinning of the Division Sewer Box to allow crossing of the tunnel bore.
- Receiving shaft for the tunnel bore in the vicinity of the Channel Transport and Storage Box
- Due to the uncertainty of Caltrans approval and property acquisition for the approved tunnel alignment on Alameda Street, the project also developed an alternative tunnel route on 17th Street. The 17th Street alternative may be adopted into the project scope in the event that the Alameda route becomes infeasible, at some point in the future.

10026819 - 17th and Folsom Permanent Barriers (Completed)

SFPUC has purchased off-the-shelf plastic temporary flood barriers for 2015 and 2016 wet seasons. At locations where temporary plastic flood barriers were installed and proven effective in mitigating floods, SFPUC plans to install more durable custom aluminum or steel barriers before a permanent solution (Folsom Area Stormwater Improvement Project) can be implemented. The aluminum or steel barriers would be installed during wet seasons and removed during dry seasons. The sidewalk would be graded and outfitted with recessed and covered receptacles for mounting flood barrier poles. Interlocking aluminum logs would be installed between the poles. The flood barrier system would be custom built based on site-specific pole intervals, barrier height, and other characteristics.

10026820 - Hydraulic and Drainage Sewer Improvements

This project includes implementing small stormwater capture and conveyance improvements at critical flood-prone neighborhoods. The scope of construction includes improvement of drainage features, upsizing/expansion of sewer pipes, and surface grading modifications in Joost/Foerster/Mangels and Urbano/Victoria neighborhoods.

FR-1 - Folsom Area Stormwater Imp. Project Phase 2

This project will include planning, design, and construction of an improved stormwater conveyance from the 17th and Folsom neighborhood to Mission Creek, minimizing stormwater inundation in the level of service storm. This project will include the construction of 5,100 LF of a new 12-foot diameter tunnel along Alameda Street, from Treat and 16th to the Channel Transport/Storage Box near the intersection of 7th and Berry Streets. In addition to the tunnel component, some upstream sewer pipes and sewer boxes will be rerouted or upsized to convey the level of service storm to the tunnel.

LAND REUSE

10031815 - Land Reuse of 1800 Jerrold Avenue (Completed)

This project includes jurisdictional transfer of 1800 Jerrold Avenue property ("Central Shops") from the Office of Contract Administration (OCA) to SFPUC. This 6.04-acre site is located adjacent to the SEP at the northwest corner of Quint Street/Jerrold Avenue intersection, and is currently used by OCA as central shops for city vehicle maintenance and repair.

A new location to move the existing Central Shops to was identified, and planning is underway to complete design and construction. Upon approval of the Jurisdictional Transfer, the relocation will involve the purchase of two properties, lease of a third property, and construction agreements to complete improvements. This requires extensive coordination and cooperation between multiple City departments.

Subsequent to the relocation of the Central Shops by the OCA, the 1800 Jerrold Avenue property would be acquired by SFPUC. Upon completion of geotechnical and environmental hazardous materials investigation, a demolition and remediation plan will be developed. The site is currently being considered for construction of the new SEP biosolids facilities.

10029734 - Land Reuse of 1801 Jerrold Avenue

Reuse of the site requires a negotiated transfer of the site and subsequent demolition of the abandoned asphalt plant facilities and site remediation. Following the completion of geotechnical and environmental hazardous materials investigations, a demolition and remediation plan will be developed. Demolition will include the removal of all of the structures currently occupying the space including the existing asphalt plant equipment, storage silos and outbuildings. The remediation plan will be dependent on findings from the site investigation. Presently, the relocation of SFPW's Street Repair from the Asphalt Plant site to a property adjacent to the SFPW Yard is pending the relocation of SFPUC Sewer Operations (Sewer Ops) from 160 Napoleon (on a portion of Lot 31). Planning is currently underway to relocate Sewer Ops to a new location at Griffith Yard, and then to move the Asphalt Plant occupants to 160 Napoleon.

APPENDIX 1.2. FACILITIES AND INFRASTRUCTURE

10033820 - Southeast Outfall Condition Assessment & Rehabilitation

This Wastewater Enterprise Capital Improvement Program project will include extensive condition assessment and rehabilitation of the Southeast Water Pollution Control Plant (SEP) effluent force main. The Booster pump station was constructed in 1967 and last upgraded in 2002. The Booster Pump Station receives treated effluent from Southeast Treatment Plant via 72" gravity conduit. The discharge system from Booster Pump Station consists of 42" and 36" parallel force mains under Islais Creek that ultimately discharge into 60" Southeast Outfall. The effluent outfall discharges into the San Francisco Bay through the series of pipes at Pier 80. The outfall ends with 36" pipe and diffuser system that was replaced in 2012 using JOC Contract. The treated effluent flow conveyance is 50-60 million gallons per day (MGD) average and 110 MGD peak through the Southeast Outfall System. The underwater crossings have exhibited leaks 3 times in past 6 years and were repaired with JOC Contracts. The last limited condition assessment was performed in 2010-2011 and the report recommended the near-term and long-term actions for the entire Outfall system. The short-term action recommended that Islais Creek Underwater Crossings replacement within 5 years and long-term action recommended the re-inspection and re-habilitation of the remaining system within 10 years. The Islais Creek underwater crossings replacement is currently at 35% design phase under separate project FAC04 Facilities and Infrastructure Program. This new project will thoroughly and completely evaluate the condition and remaining life expectancy of the Southeast Outfall System and implement the rehabilitation solutions to extend the useful life.

10015546 - New Treasure Island Wastewater Treatment Plant

The objective of the project is to build a new wastewater treatment plant that will provide reliable service for the Treasure Island residents and meet the recycled water demands of the

future redevelopment on the island. The existing facility was built by the United States Navy over 50 years ago and is past its useful life and no longer reliable. The existing facility is also not capable of providing recycled water and meeting the needs of the residents on the redeveloped island.

10015554 - Ocean Beach Climate Change Adaptation Project

The project will develop a comprehensive shoreline management and protection plan against bluff erosion and climate-change induced sea level rise along Ocean Beach south of Sloat Boulevard consistent with the recommendations in the 2012 Ocean Beach Master Plan (OBMP). This project is necessary to protect the integrity of wastewater assets built to protect public health and the environment, including the Lake Merced Tunnel, the Westside Pump Station and the Oceanside Treatment Plant. The project includes a) Short-term Improvements [STI] to provide interim (2015-2022) erosion protection and improved beach access [e.g., sand backpass/stabilization and placement of sand bags], b) Army Corps of Engineers Section 204 beach nourishment [ACOE] (e.g., beneficial reuse of dredged sand to provide erosion protection), and c) Long-term Improvements [LTI] that will address a comprehensive shoreline management and protection plan.

10015555 - Collection Division Consolidation (Griffith Yard Improvements)

The initial WWE Collection System Division Facilities Consolidation Project intended to consolidate the Collection System Division Administrative and Sewer Operations staff to a centralized location at 1550 Evans. The current plan is to relocate Sewer Operations to the WWE Griffith Yard Facility, adjacent to the Griffith Yard Pump Station. The project is now the Griffith Yard Improvement Project. Relocating the 107 employees currently dispatched from Napoleon Yard to Griffith Yard is required in order to exchange the Napoleon Yard for SFPW's Asphalt Plant property at the Southeast Plant (SEP) through an inter-department jurisdictional transfer. The project will also include relocation of

the Vector Waste Station (VWS), currently located at SEP, to co-locate the VWS with Sewer Operations and reduce overcrowding at SEP; a Confined Space Training Facility; and a bio-retention system for stormwater control. This project is critical path for making space available for SSIP Projects at the Southeast Plant. Improvements to the 4.4 acre yard will transform the underutilization of this property from storage and stockpiling to productive operations.

The second part of this project includes Greenhouses Demolition. In 2015, an assessment of current condition of the Greenhouses was conducted. It was determined that the facilities, in their current state of disrepair weren't salvageable. An interim grant program was established until a permanent replacement plan is determined. The interim use of the site is part of the modernization of the Southeast Water Pollution Treatment Plant through the Sewer System Improvement Program (SSIP). The Greenhouses demolition project will demolish the existing greenhouses, attached ancillary building, and prepare the site for staging to be used by other SSIP projects in the area.

10015556 - Southeast Community Center @ 1550 Evans

The Southeast Community Center project will serve to address the SFPUC's commitment to the mitigation measure for the expansion of the Southeast Plant (SEP) by constructing a new community center at 1550 Evans. The project will include a childcare center, café, multipurpose space for meetings, events, and workshops, and co-working office and classroom space for community-based organizations providing workforce development services. It will also include parking and over two acres of landscaped open space, with play areas, an amphitheater, picnic areas and gardens. The new center will provide a wide range of social services supporting workforce development and education for Southeast residents of all ages.

10015557 - Southeast Bay Outfall Islais Creek Crossing Replacement

This Wastewater Enterprise Capital Improvement Program project will include improvements to the

Southeast Water Pollution Control Plant (SEP) effluent force main crossings at Islais Creek and modifications to the Booster Pump Station. SEP is the SFPUC's largest wastewater facility treating almost 80% of the City's dry and wet weather flows.

Major improvements are planned to ensure that the SEP facilities maintain permit compliance and operate reliably. This project primarily addresses the portion of effluent discharge outfall into the San Francisco Bay through the series of pipes at Pier 80. Following improvements are needed to address aging infrastructure:

- Pipeline replacement within the Islais Creek
- Restoration of access manholes for future inspection and maintenance
- Improving flow velocity with new pipeline material
- Providing redundancy and flexibility for operation
- Piping isolation improvements to the Booster Pump Station

SWOO - Southwest Ocean Outfall (SWOO)

The Southwest Ocean Outfall was last inspected in 1996, although sediments prevented a full internal inspection. An exterior inspection was performed in 2005 (diffusers, caps, etc.). This project includes the condition assessment of the outfall, as well as an allowance to perform repairs.

APPENDIX 1.3. RENEWALS AND REPLACEMENTS

15722- R&R Collection Systems

The purpose of the Wastewater Enterprise (WWE) Renewal and Replacement Program (R&R) Collection System Sewer Improvements project is to maintain the existing functionality of the sewage collection system and address planned and emergency projects for repair and replacement of structurally inadequate sewers. This project consists of the following sub-projects: small diameter (less than and equal to 36-inch) sewer improvements, small diameter (less than and equal to 36-inch) sewer condition assessment, spot sewer replacement, large diameter (greater than 36-inch) sewer condition assessment, large diameter (greater than 36-inch) sewer improvements and sewer transport storage box condition assessment. By utilizing an asset management approach, which factors in: physical condition, age, location, risk, public safety, paving schedule and other factors, aging and failed portions of the collection system are identified and replaced.

15724- R&R Treatment Facilities

The purpose of the Wastewater Enterprise (WWE) Renewal and Replacement (R&R) Program Treatment Plant Improvement projects is to maintain the capacity and reliable performance of the wastewater treatment facilities owned/operated by the Wastewater Enterprise. This is a continuing annual program to extend the useful life of the WWE treatment assets. Treatment Facility Wastewater Enterprise Assets include: Transport Boxes, Discharge Structures, Pump Stations, Force Mains, Tunnels and Treatment Plants. The R&R Treatment Facilities projects are prioritized based upon regulatory compliance, condition assessments, Operation staff recommendations and Level Of Service goals. Planned WWE R&R Program Treatment Plant Improvement projects will address aging infrastructure at the wastewater enterprise treatment facility assets.
Planned WWE R&R Program Treatment Plant

Improvement projects are prioritized based on risk to permit compliance, safety and urgency. The current list of projects includes: WWE Treatment Facility Repairs: Richmond hypochlorite pipe repair; Southeast Community Facility Hot Water Pipe Repairs; Southeast Building Roof repairs; Oceanside Bar Screen Repairs; Southeast Plant Fixed Gas Monitor Upgrades; Sunnydale Pump Station Adjustable Frequency Drive Upgrades; WWE Recycled Water Station Upgrades; Oceanside Plant Air Compressor Replacements; Griffith Pump Station Adjustable Frequency Drive Upgrades; Southeast Plant Building 062 Motor Starter Upgrades; and Oceanside Dry Polymer System Upgrades. Project priorities are revisited on a monthly basis.

Appendix 2.1 Sewer System Improvement Program (SSIP) - Approved Project-Level Schedules

Project Name	Start	Finish	FY2020				FY2021				FY2022				FY2023				FY2024				FY2025				FY2026				FY2027			
			FQ1	FQ2	FQ3	FQ4	FQ1	FQ2	FQ3	FQ4	FQ1	FQ2	FQ3	FQ4	FQ1	FQ2	FQ3	FQ4	FQ1	FQ2	FQ3	FQ4	FQ1	FQ2	FQ3	FQ4	FQ1	FQ2	FQ3	FQ4	FQ1	FQ2	FQ3	FQ4
Sewer System Improvement Program (SSIP)	01-Jul-11	26-Dec-29																																
SSIP Phase 1	01-Jul-11	31-Aug-27																																
Treatment Facility Projects	01-Jul-11	31-Aug-27																																
Southeast Plant (SEP) Improvements	01-Jul-11	31-Aug-27																																
10015796 SEP Biosolids Digester Facilities Project	01-Jul-11	31-Aug-27	[Gantt bar: Design, Bid & Award, Construction, Closeout]																															
10026824 SEP Oxygen Generation Plant	17-Sep-12	10-Jun-16	[Gantt bar: Design, Bid & Award, Construction, Closeout]																															
10015807 SEP New Headworks (Grit) Replacement	01-Mar-13	30-Sep-24	[Gantt bar: Design, Bid & Award, Construction, Closeout]																															
10015808 SEP Existing Digester Roof Repairs	01-Apr-13	03-Mar-16	[Gantt bar: Design, Bid & Award, Construction, Closeout]																															
10026825 SEP Primary and Secondary Clarifier Upgrades	01-Jul-13	21-Jan-19	[Gantt bar: Design, Bid & Award, Construction, Closeout]																															
10002192 SEP 521/522 and Disinfection Upgrades (SEP Building 521 Re	03-Jun-13	02-Feb-21	[Gantt bar: Design, Bid & Award, Construction, Closeout]																															
10002220 SEP Primary Sludge Handling Improvements	03-Jun-13	10-Feb-16	[Gantt bar: Design, Bid & Award, Construction, Closeout]																															
10015809 SEP Facility-wide Distributed Control System Upgrade	13-Feb-14	31-Aug-27	[Gantt bar: Design, Bid & Award, Construction, Closeout]																															
10015810 SEP Seismic Reliability and Condition Assessment Improve:	03-Jun-13	09-Sep-22	[Gantt bar: Design, Bid & Award, Construction, Closeout]																															
10026826 SEP Existing Digester Gas Handling Improvements	16-Jun-14	28-Feb-20	[Gantt bar: Design, Bid & Award, Construction, Closeout]																															
10002284 SEP Power Feed and Primary Switchgear Upgrades	23-Jun-14	18-Jun-24	[Gantt bar: Design, Bid & Award, Construction, Closeout]																															
10015811 SEP Oxygen Generation Plant 01	01-Apr-16	21-Nov-19	[Gantt bar: Design, Bid & Award, Construction, Closeout]																															
10015553 Biofuel Alternative Energy	01-Jul-11	31-Mar-16	[Gantt bar: Design, Bid & Award, Construction, Closeout]																															
Oceanside Plant (OSP) Improvements	13-Jun-13	31-Dec-24																																
10037331 OSP Fine Screen and Grit Removal Enhancements	01-Jul-13	20-Nov-15	[Gantt bar: Design, Bid & Award, Construction, Closeout]																															
10029736 Westside Pump Station Reliability Improvements	13-Jun-13	31-Dec-24	[Gantt bar: Design, Bid & Award, Construction, Closeout]																															
10029737 OSP Digester Gas Utilization Upgrade	01-Oct-13	14-Sep-22	[Gantt bar: Design, Bid & Award, Construction, Closeout]																															
10029738 Westside Pump Station Redundant Force Main Improvements	02-Jan-14	29-Jan-16	[Gantt bar: Design, Bid & Award, Construction, Closeout]																															
10029739 OSP Condition Assessment Repairs	31-Jul-14	31-Dec-20	[Gantt bar: Design, Bid & Award, Construction, Closeout]																															
10029740 OSP Odor Control Optimization	31-Jul-14	05-Feb-20	[Gantt bar: Design, Bid & Award, Construction, Closeout]																															
North Point Facility (NPF) Improvements	22-May-13	29-Dec-23																																
10026821 Northpoint Outfall Refurbishment	22-May-13	31-Oct-18	[Gantt bar: Design, Bid & Award, Construction, Closeout]																															
10026822 North Shore Pump Station Wet Weather Improvements	15-Aug-13	29-Dec-23	[Gantt bar: Design, Bid & Award, Construction, Closeout]																															
Collection System	01-Jul-11	30-Jun-26																																
Central Bayside System Improvement Project (CBSIP)	02-Jul-12	30-Jun-21																																
10002102 Central Bayside System Improvement Project - Phase 1	02-Jul-12	30-Jun-21	[Gantt bar: Design, Bid & Award, Construction, Closeout]																															
Interceptors / Tunnels and Odor Control	25-Mar-13	29-Dec-23																																
10033745 Mission Street, 16th to Cesar Chavez Streets, Brick Sewer Reh:	02-Jul-18	22-Nov-22	[Gantt bar: Design, Bid & Award, Construction, Closeout]																															
10002554 Richmond Transport Modeling	25-Mar-13	30-Jun-14	[Gantt bar: Design, Bid & Award, Construction, Closeout]																															
10002641 Collection System Condition Assessment	09-May-13	31-Mar-21	[Gantt bar: Design, Bid & Award, Construction, Closeout]																															
10002652 Kansas and Marin Streets Sewer Improvements	10-Jun-13	29-Dec-23	[Gantt bar: Design, Bid & Award, Construction, Closeout]																															
10002689 Drumm and Jackson Streets Sewer System Improvement	26-May-15	31-Dec-20	[Gantt bar: Design, Bid & Award, Construction, Closeout]																															
10002760 Cargo Way Sewer Box Odor Reduction	13-Apr-15	30-Dec-22	[Gantt bar: Design, Bid & Award, Construction, Closeout]																															
10031676 Rutland Sewer Improvements	30-Oct-17	21-Sep-18	[Gantt bar: Design, Bid & Award, Construction, Closeout]																															
Interdepartmental Projects	01-Oct-13	30-Sep-24																																
10033106 Geary BRT Sewer Improvements Phase 2	15-Mar-18	29-Dec-23	[Gantt bar: Design, Bid & Award, Construction, Closeout]																															



Appendix 2.1 Sewer System Improvement Program (SSIP) - Approved Project-Level Schedules

Project Name	Start	Finish	FY2020				FY2021				FY2022				FY2023				FY2024				FY2025				FY2026				FY2027		
			FQ1	FQ2	FQ3	FQ4	FQ1	FQ2	FQ3	FQ4	FQ1	FQ2	FQ3	FQ4	FQ1	FQ2	FQ3	FQ4	FQ1	FQ2	FQ3	FQ4	FQ1	FQ2	FQ3	FQ4	FQ1	FQ2	FQ3	FQ4	FQ1	FQ2	FQ3
10002664 Van Ness BRT Sewer Improvements	01-Oct-13	30-Dec-21	[Gantt bar showing Project Management and Construction phases]																														
10002667 Better Market Street Sewer Improvements - Phase 1	06-Jan-14	30-Sep-24	[Gantt bar showing Design, Bid & Award, Construction, and Program Mgmt phases]																														
10002670 Geary BRT Sewer Improvements Phase 1	06-Jan-14	12-Jul-21	[Gantt bar showing Project Management and Construction phases]																														
10002672 Central Subway Sewer Improvements	06-Jan-14	28-Jun-19	[Gantt bar showing Project Management and Construction phases]																														
10002687 Mission Bay Loop Sewer Improvement	02-May-14	30-Dec-21	[Gantt bar showing Project Management and Construction phases]																														
10031546 Masonic Avenue Sewer Improvements	27-Oct-14	28-Jun-19	[Gantt bar showing Project Management and Construction phases]																														
10002776 Taraval Sewer Improvements	14-Mar-16	29-Dec-23	[Gantt bar showing Project Management and Construction phases]																														
Pump Stations and Forcemain Improvements	29-May-12	30-Dec-22																															
10002417 Hudson Ave Pump Station and Outfall Improvements	31-Mar-14	31-Oct-17	[Gantt bar showing Project Management and Construction phases]																														
10002419 Force Main Rehab at Embarcadero and Jackson Streets	07-Jul-14	29-Sep-22	[Gantt bar showing Bid & Award, Construction, and Program Mgmt phases]																														
10026828 Mariposa Dry-Weather Pump Station & Force Main Improvem	01-Jul-14	30-Dec-22	[Gantt bar showing Project Management and Construction phases]																														
10026829 Cesar Chavez Pump Station	08-Sep-14	26-May-16	[Gantt bar showing Project Management and Construction phases]																														
10002465 Marin Street Sewer Replacement	01-Jul-15	23-Jan-20	[Gantt bar showing Project Management and Construction phases]																														
10002485 Griffith Pump Station Improvements	14-Mar-16	30-Sep-21	[Gantt bar showing Project Management and Construction phases]																														
10002138 North Shore to Channel F M Drainage Improvement	29-May-12	06-Jun-17	[Gantt bar showing Project Management and Construction phases]																														
Combined Sewwer Discharge (CSD) and Transport/Storage Structures	01-Jun-15	30-Sep-22																															
10002299 Richmond Transport/Storage Tunnel Rehabilitation	01-Jun-15	31-Dec-20	[Gantt bar showing Project Management and Construction phases]																														
10002300 Baker/Laguna/Pierce CSD & Outfall	29-Jun-15	20-Nov-15	[Gantt bar showing Project Management and Construction phases]																														
10002303 Beach and Sansome Street CSD Rehabilitation	14-Mar-16	31-Aug-21	[Gantt bar showing Project Management and Construction phases]																														
10002344 CSD Backflow Prevention and Monitoring	25-Jul-16	30-Sep-22	[Gantt bar showing Design, Bid & Award, Construction, and Program Mgmt phases]																														
10002378 5th, North 6th and Division Street CSD Rehabilitation	01-Jul-16	31-Aug-21	[Gantt bar showing Project Management and Construction phases]																														
Stormwater Management	01-Jul-11	30-Jun-26																															
10031477 Cesar Chavez Green Infrastructure	01-Apr-13	28-Jun-13	[Gantt bar showing Project Management and Construction phases]																														
10015558/10026813 Islais Creek Green Infrastructure	04-Sep-12	24-Apr-18	[Gantt bar showing Project Management and Construction phases]																														
10026805 Sunset Green Infrastructure	03-Dec-12	30-Sep-21	[Gantt bar showing Project Management and Construction phases]																														
10031465 North Shore Green Infrastructure	03-Dec-12	31-Dec-18	[Gantt bar showing Project Management and Construction phases]																														
10026807 Lake Merced Green Infrastructure	03-Dec-12	24-Apr-18	[Gantt bar showing Project Management and Construction phases]																														
10031676 Sunnydale Green Infrastructure	03-Dec-12	30-Sep-19	[Gantt bar showing Project Management and Construction phases]																														
10026809 Richmond Green Infrastructure	03-Dec-12	30-Jun-21	[Gantt bar showing Project Management and Construction phases]																														
10026810 Yosemite Green Infrastructure	03-Dec-12	30-Jun-26	[Gantt bar showing Project Management and Construction phases]																														
10031473 Channel Green Infrastructure	21-Feb-14	31-Aug-18	[Gantt bar showing Project Management and Construction phases]																														
10029726 Watershed Stormwater Management (Planning Only)	11-Jul-16	30-Jun-22	[Gantt bar showing Planning phase]																														
10029728 Advanced Rainfall Prediction - Part 1	01-Apr-13	29-Jun-18	[Gantt bar showing Project Management and Construction phases]																														
10029729 Operational Decision System Phase 1	01-Aug-13	30-Sep-16	[Gantt bar showing Project Management and Construction phases]																														
10029730 Operational Decision System Phase 2	01-Feb-17	30-Sep-25	[Gantt bar showing Project Management and Construction phases]																														
10015816 Urban Watershed Assessment and Planning Initiation	01-Jul-11	28-Jun-13	[Gantt bar showing Project Management and Construction phases]																														
10015817 Urban Watershed Assessment and Planning	07-Oct-11	30-Jun-17	[Gantt bar showing Project Management and Construction phases]																														
10015818 Fulton St Sewer	01-Jul-11	31-Oct-12	[Gantt bar showing Project Management and Construction phases]																														
10015819 Lake Merced Drainage	01-Jul-11	31-Oct-12	[Gantt bar showing Project Management and Construction phases]																														
10015820 Major Trunk Sewers	01-Jul-11	31-Oct-12	[Gantt bar showing Project Management and Construction phases]																														



Appendix 2.1 Sewer System Improvement Program (SSIP) - Approved Project-Level Schedules

Project Name	Start	Finish	FY2020				FY2021				FY2022				FY2023				FY2024				FY2025				FY2026				FY2027		
			FQ1	FQ2	FQ3	FQ4	FQ1	FQ2	FQ3	FQ4	FQ1	FQ2	FQ3	FQ4	FQ1	FQ2	FQ3	FQ4	FQ1	FQ2	FQ3	FQ4	FQ1	FQ2	FQ3	FQ4	FQ1	FQ2	FQ3	FQ4	FQ1	FQ2	FQ3
Interceptors / Tunnels and Odor Control	01-Aug-19	07-Dec-26	[Gantt bar for Interceptors / Tunnels and Odor Control]																														
10034718 Large Diameter Sewer Projects and Channel FM Intertie	01-Aug-19	07-Dec-26	[Gantt bar for 10034718 Large Diameter Sewer Projects and Channel FM Intertie]																														
Pump Stations and Forcemain Improvements	07-Dec-20	26-Dec-29	[Gantt bar for Pump Stations and Forcemain Improvements]																														
10037251 Seacliff No. 1 PS & FM Upgrade	07-Dec-20	26-Dec-29	[Gantt bar for 10037251 Seacliff No. 1 PS & FM Upgrade]																														
10037246 Seacliff No. 2 PS & FM Upgrade	14-Dec-20	21-Sep-29	[Gantt bar for 10037246 Seacliff No. 2 PS & FM Upgrade]																														
10037303 Sunnydale PS Safety Improvements	14-Dec-20	29-May-26	[Gantt bar for 10037303 Sunnydale PS Safety Improvements]																														
PS-4 Pump Station Security Upgrades (Cesar Chavez, Griffith, Channel, & PS-5 Geary Underpass PS Safe Access Enhancements	01-Jul-21	30-Sep-25	[Gantt bar for PS-4 Pump Station Security Upgrades (Cesar Chavez, Griffith, Channel, & PS-5 Geary Underpass PS Safe Access Enhancements]																														
Combined Sewer Discharge (CSD) and Transport/Storage Structures	07-Dec-20	20-Sep-28	[Gantt bar for Combined Sewer Discharge (CSD) and Transport/Storage Structures]																														
10037245 Brannan (019) CSD Gate & Baffle Rehab	07-Dec-20	18-Aug-25	[Gantt bar for 10037245 Brannan (019) CSD Gate & Baffle Rehab]																														
10037244 Baker (009) Baffle Improvements	07-Dec-20	26-Mar-24	[Gantt bar for 10037244 Baker (009) Baffle Improvements]																														
CSD-3 System-wide CSD & T/S Monitoring Equipment Assessment	06-Jul-21	03-Sep-26	[Gantt bar for CSD-3 System-wide CSD & T/S Monitoring Equipment Assessment]																														
CSD-4 CSD Structure Rehab & Upgrades - Part 1	01-Jul-21	20-Sep-28	[Gantt bar for CSD-4 CSD Structure Rehab & Upgrades - Part 1]																														
Stormwater Management	01-Jul-18	30-Jun-29	[Gantt bar for Stormwater Management]																														
10034553 Green Infrastructure Grant Program	01-Jul-18	30-Jun-29	[Gantt bar for 10034553 Green Infrastructure Grant Program]																														
GI-1 Balboa High School Regional Runoff Reduction Project	01-Jan-21	01-Mar-26	[Gantt bar for GI-1 Balboa High School Regional Runoff Reduction Project]																														
GI-3 Regional School/Park: Giannini Middle School	01-Jan-21	01-Mar-26	[Gantt bar for GI-3 Regional School/Park: Giannini Middle School]																														
Flood Resilience Projects	02-Jan-19	13-Mar-28	[Gantt bar for Flood Resilience Projects]																														
10034360 Lower Alemany Area Stormwater Improvement Project	02-Jan-19	13-Mar-28	[Gantt bar for 10034360 Lower Alemany Area Stormwater Improvement Project]																														
FR-1 Folsom Area Stormwater Imp. Project Phase 2	03-Jan-22	30-Jun-27	[Gantt bar for FR-1 Folsom Area Stormwater Imp. Project Phase 2]																														



APPENDIX 3. LIST OF ACRONYMS

AAR	Alternative Analysis Report	EMMS	Energy Monitoring and Management System
ACOE	Army Corps of Engineers (also shown as USACE)	EPA	Environmental Protection Agency
ACT	Authority To Construct	F&I	Facilities and Infrastructure
ADA	Americans with Disabilities Act	FAT	Factory Acceptance Testing
ADEIR	Administrative Draft Environmental Impact Report	FC	Final Completion
AGM	Assistant General Manager	FEMA	Federal Emergency Management Agency
BAAQMD	Bay Area Air Quality Management District	FOG	Fats, Oils, and Grease
BCDC	Bay Conservation and Development Commission	FTA	Federal Transit Administration
BDFP	Biosolids Digester Facilities Project	FY	Fiscal Year
BEM	Bureau of Environmental Management	GBT	Gravity Belt Thickener
BFS	Bruce Flynn Pump Station	GFS	Griffith Pump Station
BMS	Better Market Street	GGNRA	Golden Gate National Recreation Area
BRT	Bus Rapid Transit	GI	Green Infrastructure
CAB	Contract Administration Bureau	GIGP	Green Infrastructure Grant Program
Caltrans	California Department of Transportation	GOX	Gaseous Oxygen
CATEX	Categorical Exemption	GPS	Griffith Pump Station
CBSIP	Central Bayside System Improvement Project	HDPE	High Density Polyethylene
CCSF	City and County of San Francisco	HMI	Human Machine Interface
CCTV	Closed-Circuit Television	HPO	High Purity Oxygen
CEQA	California Environmental Quality Act	HSW	High-Strength Waste
CER	Conceptual Engineering Report	HVAC	Heating, Ventilation and Air Conditioning
CHS	Channel (Street) Pump Station	I&C	Instrumentation and Controls
CIP	Capital Improvement Program; Cast-Iron Pipe	I&I	Infiltration and Inflow
CM/GC	Construction Manager/General Contractor	IC	Internal Combustion
COVID-19	Coronavirus Disease of 2019	ICM	Integrated Catchment Model
CPAS	Combined Primary Activated Sludge	ICT	Islais Creek Transport/Storage
CPMC	California Pacific Medical Company	IKG	Inedible Kitchen Grease
CSAMP	Collection System Asset Management Program	ISP	Iron Stone Pipe
CSD	Combined Sewer Discharge	JOC	Job Order Contract
CTLS	Channel Tunnel Lift Station	JST	Jackson Street Transport/Storage Box
DCS	Distributed Control System	KV	Kilovolt
DIP	Ductile Iron Pipe	LBE	Local Business Enterprise
DW	Dry Weather	LED	Light-Emitting Diode
EIR	Environmental Impact Report	LF	Linear Feet
EIS	Environmental Impact Statement	LID	Low Impact Development
		LOS	Levels of Service
		LOX	Liquid Oxygen
		LTI	Long-term Improvements
		MCC	Motor Control Center
		MDF	Main Distribution Frame
		MG	Million Gallons
		MGD	Million Gallons per Day

Appendix 3. Acronyms

MND	Mitigated Negative Declaration	RCP	Reinforced Concrete Pipe
MOA	Memorandum of Agreement	RFP	Request for Proposal
MOU	Memorandum of Understanding	RFQ	Request for Qualification
MPM	Minor Project Modification	ROW	Right-of-Way
MPS	Mariposa Pump Station	RWQCB	Regional Water Quality Control Board
MTA	Municipal Transportation Agency (also shown as SFMTA)	SELS	Southeast Lift Station
MTBM	Micro-Tunnel Boring Machine	SEP	Southeast Plant; Southeast Water Pollution Control Plant
MV PDS	Medium Voltage Power Distribution System	SEWPCP	Southeast Water Pollution Control Plant
MW	Megawatt	SF	San Francisco
N/A	Not Applicable	SFCTA	San Francisco County Transportation Authority
NAR	Needs Assessment Report	SFMTA	San Francisco Municipal Transportation Agency (also shown as MTA)
NEG DEC	Negative Declaration (also shown as ND)	SFPORT	Port of San Francisco
NOD	Notice of Determination	SFPUC	San Francisco Public Utilities Commission
NPDES	National Pollutant Discharge Elimination System	SFPW	San Francisco Public Works (formerly SFDPW)
NPF	Northpoint (Wet-Weather) Facility	SFRPD	San Francisco Recreation & Parks Department (also shown as RPD)
NSCFM	North Shore to Channel Force Main	SFUSD	San Francisco Unified School District
NSFM	North Shore Force Main	SSIP	Sewer System Improvement Program
NSS	Northshore Pump Station (also shown as NSPS)	SSMP	Sewer System Master Plan
NTP	Notice to Proceed	STATEX	Statutory Exemption
O&M	Operations and Maintenance	STI	Short-term Improvements
OBMP	Ocean Beach Master Plan	SWOO	Southwest Ocean Outfall
OCA	Office of Contract Administration	T/S	Transport and Storage
OCU	Odor Control Unit	TAP	Transient Analysis Program
ODS	Operational Decision System	TBD	To be determined
OEM	Operations, Engineering, and Maintenance	TBL	Triple Bottom Line
OPS	Operations	TICD	Treasure Island Community Development
OSP	Oceanside Water Pollution Control Plant	TIDA	Treasure Island Development Authority
OSWPCP	Oceanside Water Pollution Control Plant	TM	Technical Memorandum
PLC	Programmable Logic Controller	TPD	Tons Per Day
PM	Program Management; Project Manager	TSC	Technical Steering Committee
PMC	Program Management Consultant	UPS	Uninterruptable Power Supply
PO	Purchase Order	USEPA	United States Environmental Protection Agency
PS	Pump Station	UWA	Urban Watershed Assessment
PUC	Public Utilities Commission	VCP	Vitrified Clay Pipe
QA	Quality Assurance	VFD	Variable Frequency Drives
QC	Quality Control	VPSA	Vacuum Pressure Swing Adsorption
QSO	Quint Street Outfall		
R&R	Renewal and Replacement (also shown as RnR)		

VWS	Vactor Waste Station
WSPS	West Side Pump Station (also shown as WSS)
WSS	Westside Pump Station (also shown as WSPS)
WWE	Wastewater Enterprise
WWE CIP	Wastewater Enterprise Capital Improvement Program
WWTP	Wastewater Treatment Plant

This page is intentionally left blank

DATE: March 14, 2022

TO: Commissioner Anson Moran, President
Commissioner Newsha Ajami, Vice President
Commissioner Sophie Maxwell
Commissioner Tim Paulson

FROM: Dennis J. Herrera, General Manager *D.J.H.*

RE: Wastewater Enterprise Capital Improvement Program
2nd Quarter/ Fiscal Year 2021-2022

Enclosed please find the Wastewater Enterprise Capital Improvement Program (CIP) Quarterly Report for the 2nd Quarter (Q) of Fiscal Year (FY) 2021-2022.

Quarterly Report Format Changes

In response to the Commission's request for improved tracking of program history and project performance status reporting for greater accountability, starting with the Q2 FY21-22 Quarterly Reports, staff incorporated the following revisions to the format of the CIP Quarterly Reports across all capital programs with the exception of the Water System Improvement Program Quarterly Reports, since that program is ninety-nine percent complete:

- This report includes an Executive Summary, which provides a high-level summary of the program's current status and key updates that may be newsworthy or noticeable to the Commission, stakeholders, and the public.
- This accompanying cover letter has been simplified to avoid duplicating information in the new Executive Summary.

London N. Breed
Mayor

Anson Moran
President

Newsha Ajami
Vice President

Sophie Maxwell
Commissioner



Tim Paulson
Commissioner

Dennis J. Herrera
General Manager

This page is intentionally left blank.



San Francisco
Water Power Sewer
Services of the San Francisco Public Utilities Commission




QUARTERLY REPORT


Wastewater Enterprise Programs

October 2021 – December 2021

Published: March 14, 2022



This page is intentionally left blank.



EXECUTIVE SUMMARY

The primary intent of the report is to provide the Commission, stakeholders, and the public, with a status summary of the Wastewater Enterprise Capital Projects, based on the data for the period of October 1, 2021 to December 31, 2021.

This quarterly report also includes schedule and cost forecasting of the FY23-FY32 10-year Capital Improvement Plan that is being presented to the San Francisco Public Utilities Commission for approval on February 8, 2022. Changes to the approved baseline program and project scopes, schedules, and budgets have been proposed as part of this FY23-FY32 10-year CIP and, if approved, will become the new baseline for project scopes, schedules, and budgets at the start of FY23, on July 1, 2022. Going forward, changes to the approved baseline will continue to be proposed as part of the 10-year CIP that is updated every two years and approved by the SFPUC Commission. The proposed revisions to the program will become the new baseline for project scopes, schedules, and budgets in the beginning of the new fiscal year following SFPUC Commission approval.

Program Current Status:

Overall steady progress continued on the Sewer System Improvement Program (SSIP) projects. The SSIP Phase 1 is 48% complete, Other SSIP is 2.2% complete, and Overall SSIP is 37% complete as of December 2021. As of the end of the reporting period, the SSIP Phase 1 includes 70 projects in various phases as follows: seven (7) projects in planning or design, eighteen (18) projects in construction, seven (7) projects in close-out, and thirty-eight (38) projects completed.

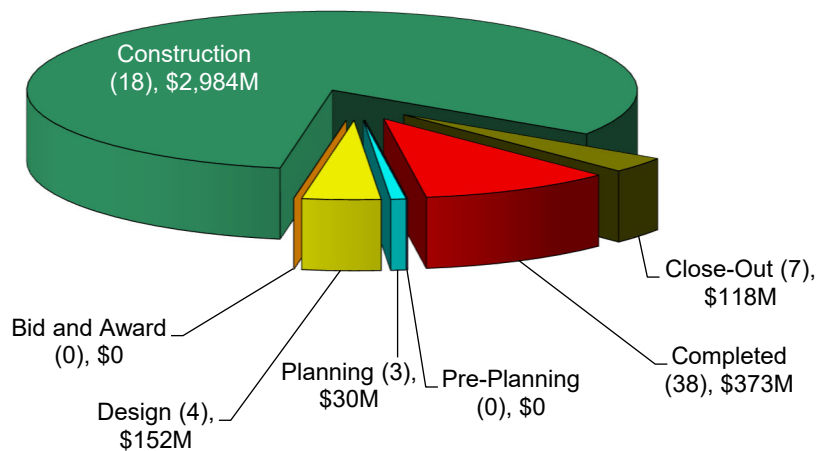


Figure A Total Current Approved Budget for SSIP Phase 1 Projects Active in Each Phase

As of the end of the reporting period, the Other SSIP includes 35 projects beyond SSIP Phase 1 in various phases as follows: twenty-one (21) projects in pre-planning, twelve (12) projects in planning or design, and two (2) projects in construction.

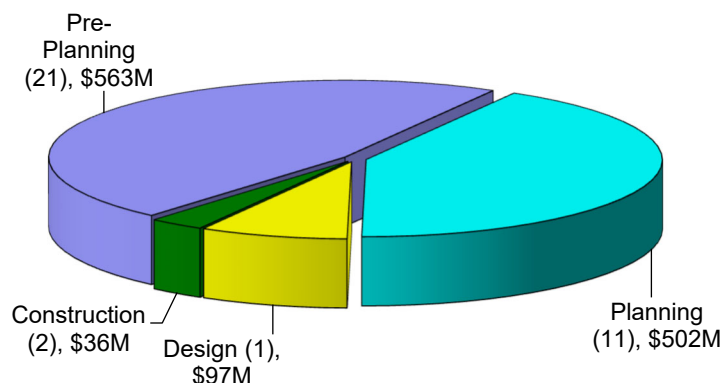


Figure B Total Current Approved Budget for Other SSIP Projects Active in Each Phase

The following Tables provide a high-level summary of the cost and schedule status for the SSIP.

Table A. SSIP Cost Summary

Programs	Expenditures To Date (\$ Million) (A)	Current Approved Budget (\$ Million) (B)	Q2/FY21-22 Forecasted Costs (\$ Million) (C)	Cost Variance (\$ Million) (D = B - C)	Variance Over Reporting Period* (\$ Million) (E)
SSIP Phase 1	\$1,751.7	\$3,655.3	\$4,396.3	(\$741.1)	\$5.5
Other SSIP	\$13.3	\$1,197.3	\$1,388.7	(\$191.4)	(\$4.8)
Programs Total	\$1,765.1	\$4,852.5	\$5,785.0	(\$932.5)	\$0.7

* Negative number reflects cost increases since last quarter, and positive number reflects cost reduction since last quarter.

Table B. Current Approved vs. Current Forecast Schedule Dates

Programs	2016 Approved Project Start	Current Approved Project Start	Actual Start	2016 Approved Completion	Current Approved Completion	Current Forecast Completion	Schedule Variance (Months)
SSIP Phase 1	07/01/11	07/01/11	07/01/11✓	10/30/26	08/31/27	06/30/32	58.0(Late)
Other SSIP	-	07/01/18	03/03/18✓	-	12/26/29	01/07/38	96.5(Late)
Overall SSIP	07/01/11	07/01/11	07/01/11✓	10/30/26	12/26/29	01/07/38	96.5(Late)

Program Key Updates:

Key updates for the Sewer System Improvement Program include:

- **SEP Biosolids Digester Facilities Project** - soil excavation, dewatering, shoring and installation of piles are over 90% complete for Scope II (New Biosolids Facilities - Remainder of the

construction work). This foundation work is anticipated for completion in February 2022. Bid procurements are continuing to address the remaining construction work. This quarter, work on nine (9) trade packages were initiated.

- **SEP New Headworks (Grit) Replacement Project** - the team continued bid/award of SEP-008 Influent Pumping Rehabilitation and SEP-023 Revised Odor Control Facility bid packages for Scope III (Main Headworks). Work release requests for SEP-008 mechanical and civil bid packages have been completed. Continued civil/structural work at the New Headworks facility primary influent distribution area and grit tank/handling area and influent junction area/fine screen area/electrical building. Majority of the New Headworks facility concrete walls are complete in the screenings and grit tank areas.
- **SEP Facility-wide Distributed Control System Upgrade** - the team continued DCS manufacturing activities for North Shore facilities and coordination with other SSIP projects. Meanwhile, system-wide design and coordination activities progressed for the DCS project at Southeast. The DCS project team is in the process of initiating DCS manufacturing services for WW-628-03 New Main Headworks contract/project at SEP.
- **SEP Seismic Reliability and Condition Assessment Improvements** - Substantial Completion was awarded in this quarter per the WW-665 contract as issued at SEP 042 (Primary Sedimentation Seismic). Punch List and administrative closeout items are ongoing. Construction work for JOC 76R-12 (W3 Water Strainer Backwash Flow) is on-going. Remaining valve installation work is scheduled for next quarter.
- **Kansas and Marin Streets Sewer Improvements Project** - the project team evaluated the applications for DB-131 Request for Qualifications and were unable to qualify any applicants due to a lack of the required relevant experience. There is also a known deviation between the project's original pre-SSIP design criteria and the current SSIP LOS design criteria which may have a significant effect on scope. Based on these two issues, the project team is currently evaluating the potential impacts to scope, cost and schedule.
- **Better Market Street (BMS) Sewer Improvements Project** - SFPUC's proposed water and sewer scopes of work were deleted from BMS Phase 1 contract per the request of SFMTA and SFPW. SFPUC's sewer and water work on Market Street, between 5th to 7th Streets, are anticipated to be included in a future BMS contract. In the next quarter, SFPW and SFMTA plan to re-initiate the planning effort for BMS Contract 2 and SFPUC staff will be engaging in this planning effort.
- **Yosemite Green Infrastructure Project** - the evaluation of RFP PRO.0123 – Engineering Services for Green Infrastructure proposals was completed. The SFRPD Commission approved the Memorandum of Understanding (MOU) between the SFRPD and the SFPUC for the Project.

Next quarter, the contract will proceed to the Commission for contract award and the SFPUC Commission is scheduled to approve the before mentioned MOU.

- **Watershed Stormwater Management Project (Planning Only)** - during the current quarter, the project team coordinated with SFRPD on the Buchanan Street Mall project green infrastructure and developed urban dry creek streetscape concepts. Work on Upper Islais Creek Watershed Plan continued as the team worked on a framework to assess watershed-wide projects, programs, and policies that could achieve comparable performance to the proposed Lower Alemany Area Sewer Improvement Project.
- **Folsom Area Stormwater Improvement Project** - the City design team and consultants nearly completed the 95% design for the Initial Upstream Contract, progressed the 65% design for the Tunnel Contract, and considered an enhancement to the Upstream Sewer Box design. In addition, the project team completed the draft easement documents for the appraisal on (3) private properties and coordinated an additional lease with Caltrans on a UPS parking lot.

For the WWE Facilities and Infrastructure Program, there are five (5) on-going projects where two (2) projects are in construction, two (2) projects in design, and one (1) project in planning.

- **New Treasure Island Wastewater Treatment Plant Project** - the Request for Proposals (RFP) document for Design-Build services was advertised on December 27, 2021.
- **Ocean Beach Climate Change Adaptation Project** - for Long Term Improvements negotiations on funding continue at a very slow rate and continues to impact overall project progress. 65% design was completed: DEIR was released, and the public comment period has begun.
- **Southeast Community Center @ 1550 Evans Project** - construction is 86.5% complete. Buildings are fully enclosed, and construction is proceeding with completion of interiors and landscaping.

For the WWE Renewal and Replacement (R&R) Program, there are twenty (20) Collection System projects and seven (7) Treatment Facilities projects in construction.

Quarterly Report

Wastewater Enterprise Programs


TABLE OF CONTENTS

- I. Sewer System Improvement Program**
 - 1. Program Description
 - 2. Program Status
 - 3. Program Cost Summary
 - 4. Program Schedule Summary
 - 5. Budget and Schedule Trend Summary
 - 6. Project Performance Summary
 - 7. Project Status Report
 - 8. On-Going Construction Contracts
 - 9. Projects in Close-Out
 - 10. Completed Projects


- II. WVE Facilities and Infrastructure Program**
 - 1. Program Description
 - 2. Program Status
 - 3. Program Cost Summary
 - 4. Program Schedule Summary
 - 5. Budget and Schedule Trend Summary
 - 6. Project Performance Summary
 - 7. Project Status Report
 - 8. On-Going Construction Contracts
 - 9. Projects in Close-Out
 - 10. Completed Projects

- III. WVE Renewal and Replacement Program**
 - 1. Program Description
 - 2. Program Status
 - 3. Program Cost Summary
 - 4. Program Schedule Summary
 - 5. Project Performance Summary
 - 6. Project Status Report
 - 7. On-Going Construction Contracts
 - 8. Projects in Close-Out
 - 9. Completed Projects


- IV. APPENDICES**
 - 1. Project Description
 - 2. Project Level Approved Schedule
 - 3. List of Acronyms




This page is intentionally left blank.



I. Sewer System Improvement Program



This page is intentionally left blank.



1. PROGRAM DESCRIPTION

The responsibilities of the San Francisco Public Utilities Commission (SFPUC)'s Wastewater Enterprise (WWE) are to manage, operate, and maintain San Francisco's wastewater collection and treatment system. San Francisco's sewer system collects, conveys, and treats both dry and wet weather (urban stormwater) flows.

The Sewer System Improvement Program (SSIP) is the SFPUC's wastewater capital improvement program which includes multiple projects to improve the existing system. The SSIP is the culmination of several years of wastewater system planning efforts, public meetings, and SFPUC Commission workshops, to develop proposed improvements to address the following challenges:

1. Aging infrastructure and the poor condition of existing facilities.
2. Seismic deficiencies and lack of structural integrity.
3. Limited operating flexibility and lack of redundancy.
4. Compliance with operational permits at all times.
5. Managing stormwater in San Francisco's eight urban watersheds.
6. Optimizing system performance and efficiency.
7. Protecting public health, the environment, and conservation goals to safeguard our natural and human environments, and
8. Compliance with the Commission's Environmental Justice and Community Benefits Policy.

The purpose of the SSIP is to upgrade the existing wastewater system so it can meet the challenges of today and the future. The implementation of the SSIP projects and their associated expenditures will be phased over twenty (20) years in an effort to maintain ratepayer affordability and minimize impacts to our communities throughout the City.

In February 2011 the SFPUC Commission directed staff to proceed with the procurement of a program management consultant to assist City

staff with the implementation of the SSIP. The AECOM-Parsons Joint Venture was selected and the Program Management Consultant (PMC) team began work on September 6, 2011. The first major task for the PMC was to develop a recommended Program, collectively known as Program Validation. This effort was completed by the PMC and City staff recommending the scope, schedule, and budget of the SSIP treatment and collection system projects, as well as revisions to the SSIP Goals and Levels of Service (LOS). On August 28, 2012, after a series of three public SSIP workshops, the SFPUC Commission officially endorsed the proposed projects in the \$6.933 billion 20-year SSIP and the associated Goals and Level of Service and also authorized staff to proceed with planning and development of projects within Phase 1 of the SSIP, representing \$2.7 billion.

Subsequently in October 2015 the PMC was assigned to work on refining program scope, budget and schedule based on newly available information and various constraints and challenges. The effort included project re-prioritization, scope refinement, budget re-alignment and schedule re-alignment. The refinement was completed in January 2016 and presented to the SFPUC Commission on March 22, 2016. The refined program scope and budget for \$6.976 billion along with the Goals and LOS for all three phases of the SSIP was endorsed by the Commission along with the baseline for scope, schedule and budget for Phase 1 projects totaling \$2.910 billion. The revised program is referred to as the "2016 SSIP Baseline".

The endorsed Goals are stated below:

- Provide a compliant, reliable, resilient, and flexible system that can respond to catastrophic events;
- Integrate green and grey infrastructure to manage stormwater and minimize flooding;
- Provide benefits to impacted communities;
- Modify the system to adapt to climate change;
- Achieve economic and environmental sustainability; and

- Maintain ratepayer affordability.

Wastewater System Overview:

The San Francisco wastewater collection and treatment system has been developed over the past two centuries. San Francisco's sewer system dates back to the 1800's when the first sewers were constructed which, at the time, discharged directly into the San Francisco Bay and the Pacific Ocean. The City's major treatment facilities were constructed over several years as part of major capital improvement programs. The existing treatment facilities were built as follows: North Point Facility, 1951; Southeast Plant, 1952; and Oceanside Plant, 1993. The Southeast Plant was enlarged and upgraded to secondary treatment in 1982, and again expanded to treat peak wet-weather flows in 1996.

The Collection System is a network of sewers that collect and transport both sanitary flows and stormwater runoff. The system is designed to take advantage of the City's natural topography wherever possible to maximize the benefits of gravity flow for the collection, transport, treatment, and discharge of wastewater and stormwater. Ninety-two percent of San Francisco is served by a combined sanitary and stormwater system that consists of 24,800 manholes, 25,000 catch basins, 27 pump stations, and approximately 1,000 miles of sewers ranging from 8-inch diameter pipes to large transport structures measuring up to 45 feet deep by 25 feet wide. Flows are conveyed from the collection system through the transport/storage boxes, to two centralized all-weather treatment plants, located in the southeast and southwest sections of the City respectively, the Southeast Water Pollution Control Plant (SEP) and the Oceanside Water Pollution Control Plant (OSP). During wet weather additional flows are conveyed to our wet-weather facility, located in the northeast section of the City, the North Point Wet-Weather Facility (NPF). The collection system storage capacity is over 200 million gallons, comprised of predominantly grey infrastructure at this time. Existing collection system components include:

- Large Sewers*, Tunnels and Odor Control
- Pump Stations and Force Mains
- Transport/Storage Boxes, and
- Combined Sewer Discharge (CSD) Structures

* Large sewers are sewers greater than 36-inches in diameter (or equivalent size).

The broad components of the wastewater treatment plant facilities include:

- Liquid treatment processes;
- Solids treatment processes; and,
- Deepwater outfalls, located in the San Francisco Bay and Pacific Ocean.

Operating a combined system, WWE treats both sanitary sewage and urban stormwater - commonly referred to as wastewater. The maximum daily treatment capacity of the existing system is 575 million gallons. On an annual basis the system treats approximately 40 billion gallons.

Program Evolution:

Due to the size of the SSIP, a phased approach was initially developed to simplify the implementation of projects. This was done to manage rate impacts, consider construction sequencing impacts and maintain existing operations and permit compliance. Each of the projects in the SSIP contributes to the wastewater system meeting the Commission-endorsed goals and levels of service. Phase 1 projects focused on ensuring regulatory compliance, enhancing process reliability and redundancy, improving plant odor control, and replacing the antiquated biosolids and headworks facilities with state-of-the-art technology. As such, Phase 1 focused on treatment plant improvements.

Since Commission approval of the 2018 SSIP Baseline, considerable thought was put into how the program has evolved since inception in 2010 and how it should move forward. A capital program spanning several decades like the SSIP must continually adapt to ever-evolving priorities and changing market conditions to be sustainable. In previous SSIP baseline efforts, long term forecasting was used to plan the three overlapping phases of investments to deliver the

program while achieving financial affordability goals. However, lessons learned have taught us that the confidence and accuracy of these forecasts diminish over a long duration. Thus, on December 22, 2020, the Commission approved the 2020 SSIP Baseline, where a selection of high priority projects identified initially in Phases 2 and 3 were initiated. The SFPUC is transitioning away from the original intent of three distinct SSIP phases and instead implementing capital improvement projects as part of a rolling Ten-Year capital plan. New projects will be initiated based on priority and timeline through the SFPUC's biennial budget process.

SSIP Phase 1 Revised Baseline:

As reflected in Table 1.1, the SSIP Phase 1 Baseline Budget and Schedule were revised in 2018 and 2020, and these revisions were approved by the San Francisco Public Utilities Commission on April 24, 2018 and December 2020, respectively. The 2020 Approved Budget for SSIP Phase 1 is \$3,655 million, which is about \$677 million higher than the 2018 Baseline Budget. The 2020 Approved Program Completion is August 2027, which is 39 months later than the 2018 Baseline Program Completion.

Refer to Appendix 1 for scope description of all projects in Phase 1.

Table 1.1 SSIP Phase I Program Revision

Program Revision	Commission Approval	Budget (\$Million)	Schedule*
2016 (Baseline)	March 22, 2016	\$2,910.4	10/30/26
2018 (Revised)	April 24, 2018	\$2,978.7	05/01/25
2020 (Latest Approved)	December 22, 2020	\$3,655.3	08/31/27

* Final Program Completion Date

Table 1.2 Other SSIP Projects

Program Revision	Commission Approval	Budget (\$Million)	Schedule*
2018 (Baseline)	December 11, 2018	\$430.5	06/30/28
2020 (Latest Approved)	December 22, 2020	\$1,197.3	12/26/29

* Final Program Completion Date

2. PROGRAM STATUS

Figure 2.1 shows the total Current Approved Budget for the SSIP Phase 1 projects remaining in each phase of the program as of December 31, 2021. The number of projects currently active in each phase is shown in parentheses.

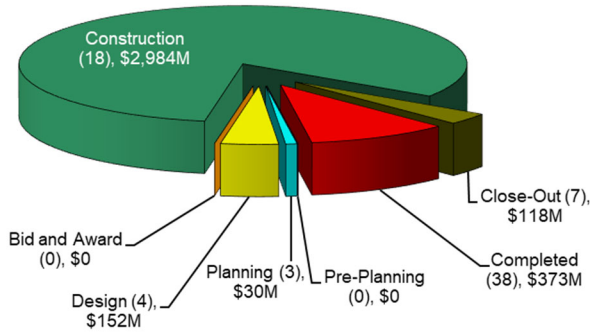


Figure 2.1 Total Current Approved Budget for SSIP Phase 1 Projects Active in Each Phase

Figure 2.2 shows the number of SSIP Phase 1 projects in the following stages of the program as of December 31, 2021: Pre-construction, Construction, and Post-construction.

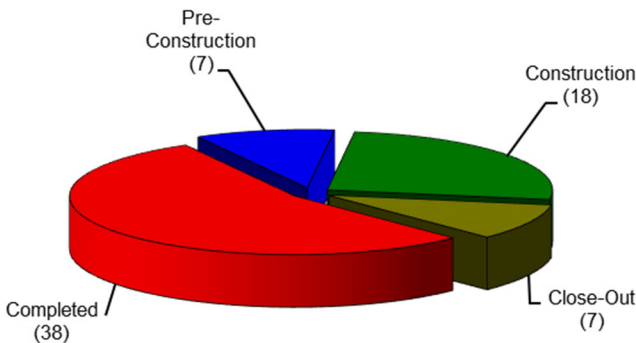


Figure 2.2 Number of SSIP Phase 1 Projects in Pre-construction, Construction, and Post-construction

Figure 2.3 summarizes the environmental review and permitting status of the SSIP Phase 1 projects as of December 31, 2021.

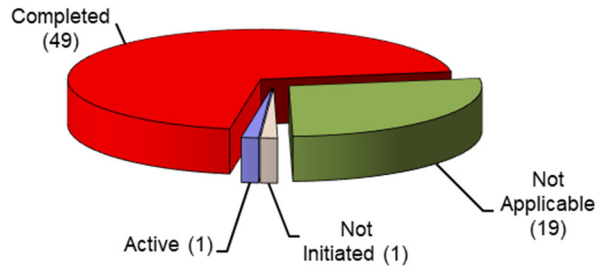


Figure 2.3 Program Environmental and Permitting Status of the SSIP Phase 1 Projects

Figure 2.4 shows the total Current Approved Budget for the Other SSIP projects remaining in each phase of the program as of December 31, 2021. The number of projects currently active in each phase is shown in parentheses.

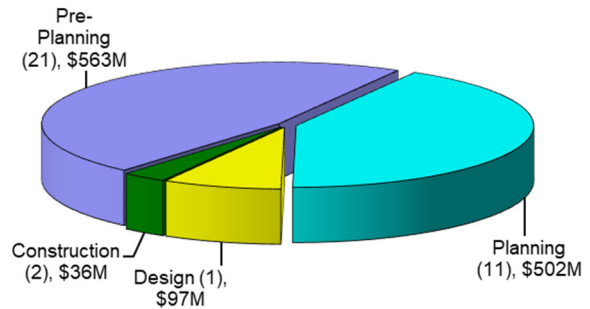


Figure 2.4 Total Current Approved Budget for Other SSIP Projects Active in Each Phase

Figure 2.5 shows the number of Other SSIP projects in the following stages of the program as of December 31, 2021: Pre-construction, Construction, and Post-construction.

Figure 2.6 summarizes the environmental review and permitting status of the Other SSIP projects as of December 31, 2021.

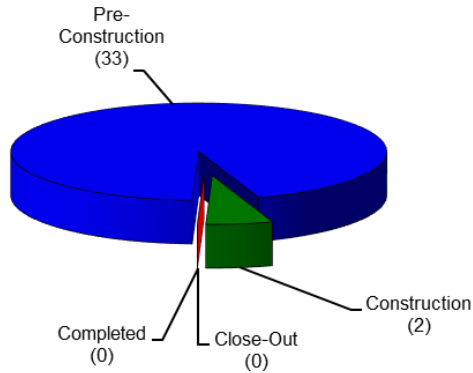


Figure 2.5 Number of Other SSIP Projects in Pre-construction, Construction, and Post-construction

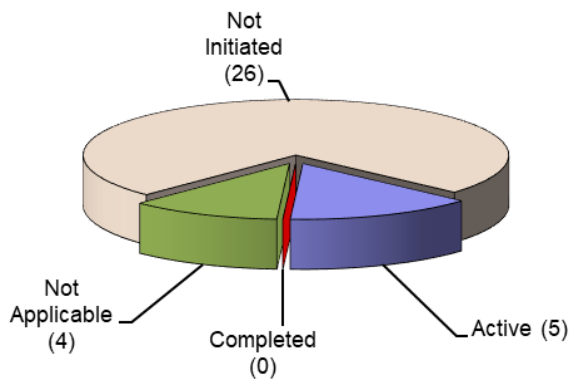


Figure 2.6 Program Environmental and Permitting Status of the Other SSIP Projects

KEY ACCOMPLISHMENTS

Programmatic

- Continued construction on the Southeast Area Major projects which include Biosolids Digester Facility Project (BDFP), Headworks and the Southeast Community Center
- Continued extensive remote work practices and ongoing review of construction activities including site-specific health and safety protocols in response to Shelter-in-Place Public Health Order
- Held Southeast Treatment Plant Construction tours for the Southeast Community Facility Commissioners

In the News

Five (5) media mentions including stories on continued WIFIA loan support from the EPA,

storm preparedness, and upgrades at the Southeast Treatment Plant as part of the Biosolids Digester Facility Project.

Highlights of Conducted Outreach

Monthly citywide and District 10 focused email newsletters to 4,500+ recipients providing Project Updates and Community Resources

Southeast Construction Updates Email - bi-weekly email newsletters to 700+ recipients providing construction updates on projects underway in the area

Multiple construction community meetings for Wawona and Vicente Street Stormwater and Water Main Replacement Project construction impacts

October - Joint SFPUC community town hall meeting held in partnership with Supervisor Melgar and Mar's offices on Ocean Beach project updates for Westside Pump Station Reliability Improvements, Ocean Beach Climate Change Adaptation Project short and long-term phases, and other City agency projects in districts 1, 4 and 7

October - Quarterly Southeast Construction update for the San Francisco Port Southern Advisory Committee

October - Virtual community meeting with residential stakeholders for staging impacts on Wawona and Vicente Streets Stormwater and Water Main Replacement Project

October/ November - Held Southeast Treatment Plant Construction Tours for the Southeast Community Facility Commissioners

November - Installation of Malik Seneferu's temporary art mural on the Headworks Facility Project construction fence on Evans Avenue

November - Virtual community meeting presentation to Greater West Portal Neighborhood Association on Wawona and Vicente Streets Stormwater and Water Main Replacement Project

November - Follow-up virtual community meeting with business owners and school facilities for

I. SSIP Quarterly Report

staging impacts on Wawona and Vicente Streets Stormwater and Water Main Replacement Project

December – Biosolids Digester Facilities Project held Local Business Enterprise Engagement Event

Upcoming Outreach Events

January – Two virtual community meetings providing update on tunnel boring machine and staging impacts as part of Wawona and Vicente Streets Stormwater and Water Main Replacement Project

January – Two in-person tabling events providing update on tunnel boring machine and staging impacts as part of Wawona and Vicente Streets Stormwater and Water Main Replacement Project

January – One-on-one coordination meetings with businesses and educational facilities located within project area of Wawona and Vicente Streets Stormwater and Water Main Replacement Project

January – Notice to residents and businesses of upcoming Southeast Bay Outfall 54-inch Force Main Condition Assessment and Pipe Repair at Pier 80

January – Biosolids Digester Facilities Project held Local Business Enterprise Engagement Event for Site Wide Cleaning, Debris Boxes, and Street Sweep-Water Truck trade packages

February – Celebrate completion of Force Main Rehabilitation at Embarcadero and Jackson Improvements Project

February – Celebrate completion of Mariposa Pump Station Improvements Project

February – Preconstruction outreach to impacted neighborhoods as part of Chinatown and North Beach Brick Sewer Rehabilitation Project

February/ March – Announcement of the Biosolids Digester Facilities Project Institute of Sustainable Infrastructure Envision Platinum award

February – Virtual presentation on Biosolids Digester Facilities Project construction air quality monitoring reports to the Southeast Community Facility Commission

February – Quarterly Southeast Construction update for the San Francisco Port Southern Advisory Committee

March – Noticing start of new work for the Westside Pump Station Reliability Improvements Project

March – In-person tabling events providing update on tunnel boring machine and staging impacts as part of Wawona and Vicente Streets Stormwater and Water Main Replacement Project

March – Mailing of print Southeast Treatment Plant Construction update newsletter to approximately 1000+ residents and businesses in a mile of the Southeast Treatment Plant

March – Southeast Treatment Plant Construction Tour for the Southeast Community Facility Commissioners

March – Virtual Community Coffee Meeting and project update for stakeholders of the Southeast Treatment Plant construction

3. PROGRAM COST SUMMARY

Table 3 provides an overall program-level cost summary of Sewer System Improvement (SSIP) projects grouped by Facilities. It shows the Expenditures to Date, Current Approved Budget, Q2/FY21-22 Forecasted Costs, Cost Variance between the Current Approved and Forecasted Cost, and Variance Over Reporting Period. The Current Approved Budget for SSIP is \$4,852.5 million and the Current Forecasted Cost is \$932.5 million over budget. The overall program negative Cost Variance can be attributed primarily to the Biosolids Digester Facilities Project and the SEP New Headworks Project, both of which have evolved in the last year under the Construction Management General Contractor delivery model (see project summary reports for more detail).

Table 3. Program-Level Cost Summary of SSIP

Subprograms	Expenditures to Date (\$ Million) (A)	Current Approved Budget (\$ Million) (B)	Q2/FY21-22 Forecasted Budget (\$ Million) (C)	Cost Variance (\$ Million) (D = B - C)	Cost Variance Over Reporting Period* (Million) (E)
Rolling WWE Capital Projects					
Treatment Plants	\$1,220.7	\$3,291.0	\$4,129.8	(\$838.9)	(\$4.8)
Biosolids Digester Facilities Project	\$619.7	\$1,680.7	\$2,372.6	(\$691.9)	-
SSIP Phase 1	\$619.7	\$1,680.7	\$2,372.6	(\$691.9)	-
Other SSIP	-	-	-	-	-
SEP New Headworks (Grit) Replacement	\$299.7	\$618.8	\$679.0	(\$60.2)	-
SSIP Phase 1	\$299.7	\$618.8	\$679.0	(\$60.2)	-
Other SSIP				-	-
Southeast Plant (SEP) Improvements	\$204.4	\$443.1	\$499.6	(\$56.4)	-
SSIP Phase 1	\$203.7	\$339.5	\$335.7	\$3.8	-
Other SSIP	\$0.7	\$103.7	\$163.9	(\$60.2)	-
Oceanside Plant (OSP) Improvements	\$67.0	\$391.0	\$408.8	(\$17.7)	(\$4.8)
SSIP Phase 1	\$66.7	\$159.0	\$159.0	-	-
Other SSIP	\$0.3	\$232.1	\$249.8	(\$17.7)	(\$4.8)
North Point Facility (NPF) Improvements	\$29.9	\$157.3	\$169.9	(\$12.6)	-
SSIP Phase 1	\$29.8	\$73.2	\$73.2	-	-
Other SSIP	\$0.0	\$84.1	\$96.7	(\$12.6)	-
Collection System	\$320.5	\$1,296.6	\$1,375.0	(\$78.4)	\$1.1
Central Bayside System Improvement Project (CBSIP)	\$36.7	\$64.0	\$37.3	\$26.7	\$1.1
SSIP Phase 1	\$36.7	\$64.0	\$37.3	\$26.7	\$1.1
Other SSIP				-	-
Interceptors/Tunnels/Odor Control	\$30.5	\$60.0	\$60.6	(\$0.6)	-
SSIP Phase 1	\$30.5	\$60.0	\$60.6	(\$0.6)	-
Other SSIP				-	-
Interdepartmental Projects	\$55.8	\$193.2	\$209.2	(\$16.1)	-
SSIP Phase 1	\$49.8	\$96.63	\$94.6	\$2.0	-
Other SSIP	\$6.0	\$96.5	\$114.6	(\$18.1)	-

I. SSIP Quarterly Report

Subprograms	Expenditures to Date (\$ Million) (A)	Current Approved Budget (\$ Million) (B)	Q2/FY21-22 Forecasted Budget (\$ Million) (C)	Cost Variance (\$ Million) (D = B - C)	Cost Variance Over Reporting Period* (Million) (E)
Pump Stations and Force Main Improvements	\$75.7	\$122.4	\$142.5	(\$20.1)	-
SSIP Phase 1	\$74.9	\$82.1	\$82.0	\$0.0	-
Other SSIP	\$0.8	\$40.3	\$60.5	(\$20.2)	-
CSD and Transport/Storage Structures	\$17.8	\$78.9	\$82.9	(\$4.1)	-
SSIP Phase 1	\$17.6	\$24.0	\$23.2	\$0.8	-
Other SSIP	\$0.2	\$54.9	\$59.8	(\$4.9)	-
Stormwater Management	\$78.6	\$188.9	\$232.2	(\$43.3)	-
SSIP Phase 1	\$76.0	\$142.2	\$148.2	(\$6.0)	-
Other SSIP	\$2.6	\$46.7	\$84.0	(\$37.3)	-
Flood Resilience Projects	\$25.5	\$589.3	\$610.2	(\$20.9)	-
SSIP Phase 1	\$22.8	\$50.2	\$50.7	(\$0.5)	-
Other SSIP	\$2.7	\$539.0	\$559.5	(\$20.4)	-
Land Reuse Projects	\$85.1	\$89.9	\$85.1	\$4.8	\$4.3
SSIP Phase 1	\$85.1	\$89.9	\$85.1	\$4.8	\$4.3
Other SSIP				-	-
Program Management (PM)	\$138.7	\$175.0	\$195.0	(\$20.0)	-
SSIP Phase 1	\$138.7	\$175.0	\$195.0	(\$20.0)	-
Other SSIP				-	-
Overall Program Total	\$1,765.1	\$4,852.5	\$5,785.0	(\$932.5)	\$0.7
SSIP Phase 1 Subtotal	\$1,751.7	\$3,655.3	\$4,396.3	(\$741.1)	\$5.5
Other SSIP Subtotal	\$13.3	\$1,197.3	\$1,388.7	(\$191.4)	(\$4.8)

* Negative number is reflecting cost increases since last quarter, and positive number is reflecting cost reduction since last quarter.

4. PROGRAM SCHEDULE SUMMARY

Figure 4 and Table 4 compare the 2016 Baseline, 2020 Approved, and Current Forecasted Schedules for the SSIP.

Overall completion schedule for the revised SSIP Phase 1 and Other SSIP were approved by the SFPUC Commission in December 2020. The approved schedule completion for the overall SSIP Phase 1 and Other SSIP are in August 2027 and December 2029, respectively. The current projects forecasted completion of the SSIP Phase 1 and Other SSIP are in June 2032 and January 2038, respectively.

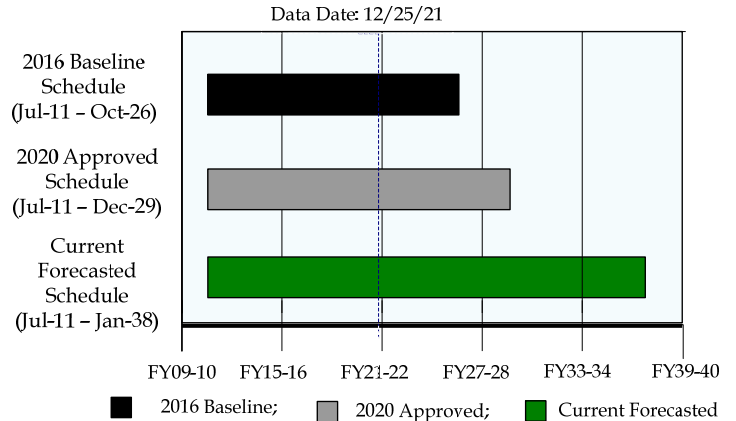


Figure 4 SSIP Schedule Summary

Table 4. Current Approved vs. Current Forecast Schedule Dates

Programs	2016 Approved Project Start	2020 Approved Project Start	Actual Start	2016 Approved Completion	2020 Approved Completion	Current Forecast Completion	Schedule Variance (Months)
SSIP Phase 1	07/01/11	07/01/11	07/01/11✓	10/30/26	08/31/27	06/30/32	58.0(Late)
Other SSIP	-	07/01/18	03/03/18✓	-	12/26/29	01/07/38	96.5(Late)
Overall SSIP	07/01/11	07/01/11	07/01/11✓	10/30/26	12/26/29	01/07/38	96.5(Late)

5. BUDGET AND SCHEDULE TREND SUMMARY

Starting with the Q1 FY21-22 Quarterly Report, a revised report format includes a new Table 5, titled Budget and Schedule Trend Summary. This Table 5 contains all approved SSIP projects that are active and in any of the planning, design, bid and award, or construction phases of the project. The table excludes all Program Management projects, as well as any projects that are either Not-Initiated, On-Hold, in Close-Out or Completed.

During this Quarter (Q2 FY21-22), the following major milestone were achieved, and the project cost and schedule forecasts were updated based on the updated milestone cost estimates accordingly for the following SSIP projects:

1. The Large Sewer Condition Assessment and Improvements subprojects E and F completed 35% Design.
2. Taraval Sewer Improvements awarded the Segment B construction.

Table 5. Budget and Schedule Trend Summary

All Costs are shown in million.

Project Name	Previous Program Group Title	Most Recent CIP Approved Budget		Project Initiation		CER		35% Design		95% Design		Awarded Construction ¹		Current Status	
		Approved Budget	Approved Completion	Forecasted Cost	Forecasted Completion	Forecasted Cost	Forecasted Completion	Forecasted Cost	Forecasted Completion	Forecasted Cost	Forecasted Completion	Forecasted Cost	Forecasted Completion	Forecasted Cost	Forecasted Completion
		a	b	c	d	e	f	g	h	i	j	k	l	m	n
Rolling WWE Capital Projects															
Treatment Facilities															
Biosolids Digester Facilities Project															
10015796 SEP Biosolids Digester Facilities Project (BDFP) ² <i>Scope I - EOP 1A, 1C, 1B, 2B</i> <i>Scope II - Remainder of SOW</i>	SSIP Phase 1	FY21-30		12/31/14		01/29/16		11/30/16		12/06/18 (Scope I) & 01/14/19 (Scope II)		08/26/19 (Scope I) & 07/01/20 (Scope II)		Q2 - FY21-22	
\$1,680.7		08/31/27	\$1,750.0	08/31/23	\$1,276.4	05/01/25	\$1,276.4	05/01/25	\$1,315.3	05/01/26	\$1,680.7	07/06/28	\$2,372.6	05/11/29	
New Headworks (Grit) Replacement															
10015807 SEP New Headworks (Grit) Replacement ² <i>Scope I - Site Preparation</i> <i>Scope II - Bruce Flynn Pump Station</i> <i>Scope III - New Headworks</i>	SSIP Phase 1	FY21-30		03/01/13		01/29/16		06/23/16 (Scope I), 10/17/16 (Scope II) & 06/23/16 (Scope III)		05/23/17 (Scope I), 09/26/17 (Scope II) & 05/31/18 (Scope III)		11/15/17 (Scope I), 12/17/18 (Scope II) & 07/23/19 (Scope III)		Q2 - FY21-22	
\$618.8		09/30/24	\$183.0	03/31/20	\$359.0	12/29/23	\$359.0	12/29/2023	\$718.0	09/30/24	\$718.8	09/30/24	\$679.0	09/30/24	
Southeast Plant (SEP) Improvements															
10015809 SEP Facility-wide Distributed Control System Upgrade ³	SSIP Phase 1	FY21-30		09/03/13		11/01/17		Ongoing		Not Started		12/13/16 ⁴		Q2 - FY21-22	
\$63.0		08/31/27	\$63.0	02/26/21	\$63.0	08/31/23	\$63.0	08/31/27	n/a	n/a	\$63.0	08/31/23	\$63.0	12/30/27	
10015810 Seismic Reliability and Condition Assessment Improvements	SSIP Phase 1	FY21-30		09/03/13		04/19/16		04/01/15		08/05/15		06/25/19		Q2 - FY21-22	
\$44.0		09/09/22	\$58.1	12/31/19	\$58.1	12/31/19	\$58.1	12/31/19	\$58.1	12/31/19	\$53.2	06/30/22	\$44.2	09/09/22	
10002284 SEP Power Feed and Primary Switchgear Upgrades	SSIP Phase 1	FY21-30		06/23/14		04/15/16		07/29/16		09/29/17		09/08/20		Q2 - FY21-22	
\$95.9		06/18/24	\$69.8	07/31/20	\$69.8	07/31/20	\$69.8	11/19/20	\$84.3	06/30/22	\$95.9	06/18/24	\$95.9	08/21/24	
10037353 SEP 550 Booster PS Condition Inspection & Interim	Other SSIP	FY21-30		01/12/21		TBD		TBD		TBD		TBD		Q2 - FY21-22	
\$10.0		06/30/26	\$9.9	06/30/26	TBD	TBD	TBD	TBD	TBD	TBD	TBD	TBD	\$20.3	02/24/27	
10037330 Primary Treatment (SEP 040/041) H&S Improvements	Other SSIP	FY21-30		01/04/21		03/04/22		06/30/22		03/03/23		12/14/23		Q2 - FY21-22	
\$27.4		09/30/26	\$27.4	09/30/26	TBD	TBD	TBD	TBD	TBD	TBD	TBD	TBD	\$27.4	09/30/26	
10037331 Maintenance Building (SEP 940) Interim Improvement	Other SSIP	FY21-30		01/12/21		11/14/22		05/22/23		06/03/24		04/24/25		Q2 - FY21-22	
\$28.1		07/02/26	\$28.1	07/02/26	TBD	TBD	TBD	TBD	TBD	TBD	TBD	TBD	\$40.7	09/13/28	

Footnotes:

1. This represents Forecasted project cost and project completion date at the time of award of construction contract, award of CM/GC scope, award of DB scope.
2. The project delivery method for this project is Construction Manager/General Contractor (CM/GC).
3. The project delivery method for this project is Progressive Design-Built (DB).
4. This represents the award of the overall progressive design build contract DB-126 which includes Preconstruction & Construction phases / The project Initiation Forecast Cost was based on funding availability.

Project Name	Previous Program Group Title	Most Recent CIP Approved Budget		Project Initiation		CER		35% Design		95% Design		Awarded Construction ¹		Current Status	
		Approved Budget	Approved Completion	Forecasted Cost	Forecasted Completion	Forecasted Cost	Forecasted Completion	Forecasted Cost	Forecasted Completion	Forecasted Cost	Forecasted Completion	Forecasted Cost	Forecasted Completion	Forecasted Cost	Forecasted Completion
		a	b	c	d	e	f	g	h	i	j	k	l	m	n
Oceanside Plant (OSP) Improvements															
10029736 Westside Pump Station Reliability Improvements (OP02)	Other SSIP	FY21-30		06/13/13		02/04/16		08/02/16		08/18/17		2/9/2021		Q2 - FY21-22	
		\$87.8	12/31/24	\$68.3	09/02/21	\$70.5	12/02/21	\$70.5	12/02/21	\$70.5	12/02/21	\$87.8	12/31/24	\$89.3	12/31/24
10029737 OSP Digester Gas Utilization Upgrade (OP03)	SSIP Phase	FY21-30		10/01/13		11/20/14		02/04/16		02/01/17		08/28/18		Q2 - FY21-22	
		\$54.4	09/14/22	\$48.2	06/15/20	\$48.2	06/15/20	\$39.7	06/15/20	\$39.7	06/15/20	\$45.9	07/29/21	\$55.6	09/14/22
10036398 OSP Condition Improvement Projects - Part 2	Other SSIP	FY21-30		1/4/2021		TBD		TBD		TBD		TBD		Q2 - FY21-22	
		\$105.1	07/06/29	\$105.1	07/06/29	TBD	TBD	TBD	TBD	TBD	TBD	TBD	TBD	\$105.1	07/06/29
10037777 OSP & WSPS Security Enhancements	Other SSIP	FY21-30		8/2/2021		TBD		TBD		TBD		TBD		Q2 - FY21-22	
		\$7.2	06/30/25	\$7.2	6/30/2025	TBD	TBD	TBD	TBD	TBD	TBD	TBD	TBD	\$13.8	06/23/26
North Point Facility (NPF) Improvements															
10026822 North Shore Pump Station Wet Weather Improvements	SSIP Phase 1	FY21-30		08/15/13		05/29/15		06/30/17		12/07/18		01/26/21		Q2 - FY21-22	
		\$55.0	12/29/23	\$66.6	12/31/19	\$66.6	12/31/19	\$61.4	12/31/20	\$55.0	01/27/22	\$55.0	12/29/23	\$55.0	12/29/23
Collection System															
Interceptors/Tunnels and Odor Control															
10034718 Large Sewer Condition Assessment and Improvements ³	Other SSIP	FY21-30		08/01/19		(A) 03/22/21; (B) N/A; (C) 10/30/20; (D) 09/30/20; (E) 04/30/21; (F) 06/30/21; (G) N/A; (H) to (J) TBD		(A) 09/10/21; (B) 01/24/20; (C) 06/01/21; (D) 02/17/21; (E) 10/04/21; (F) 12/01/21; (G) N/A; (H) to (J): TBD		(A) TBD; (B) 09/30/20; (C) to (F) TBD; (G) N/A; (H) to (J): TBD		(A) TBD; (B) 05/11/21; (C) to (H) TBD; (I) to (J): N/A		Q2 - FY21-22	
		\$96.5	12/07/26	\$47.0	12/07/26	TBD	TBD	TBD	TBD	TBD	TBD	TBD	TBD	\$114.6	12/07/26
10033745 Mission Street, 16th to Cesar Chavez Streets, Brick Sewer Rehabilitation	SSIP Phase 1	FY21-30		07/02/18		N/A		03/15/19		11/22/19		08/25/20		Q2 - FY21-22	
		\$9.9	11/22/22	\$20.5	11/22/22	N/A	N/A	\$16.0	11/22/22	\$11.0	11/22/22	\$11.0	11/22/22	\$8.9	11/30/22
10002652 Kansas and Marin Streets Sewer Improvements ²	SSIP Phase 1	FY21-30		06/10/13		TBD - DB 9/14/18 - DBB		03/02/15 - DB 06/30/21 - DBB		TBD		TBD		Q2 - FY21-22	
		\$28.4	12/29/23	\$12.5	03/30/16	\$12.5	02/15/18	\$30.0	08/30/24	TBD	TBD	TBD	TBD	\$30.0	08/30/24
10002760 Cargo Way Sewer Box Odor Reduction	SSIP Phase 1	FY21-30		04/13/15		07/13/18		11/09/18		08/20/19		02/25/20		Q2 - FY21-22	
		\$8.7	12/30/22	\$0.8	05/05/17	\$6.4	07/12/21	\$6.4	07/12/21	\$7.5	09/21/21	\$8.7	12/02/21	\$8.7	12/30/22

Footnotes:

1. This represents Forecasted project cost and project completion date at the time of award of construction contract, award of CM/GC scope, award of DB scope.
2. The project delivery method for this project is Progressive Design-Built (DB).
3. The project Initiation Forecast Cost was based on funding availability.

Project Name	Previous Program Group Title	Most Recent CIP Approved Budget		Project Initiation		CER		35% Design		95% Design		Awarded Construction ¹		Current Status	
		Approved Budget	Approved Completion	Forecasted Cost	Forecasted Completion	Forecasted Cost	Forecasted Completion	Forecasted Cost	Forecasted Completion	Forecasted Cost	Forecasted Completion	Forecasted Cost	Forecasted Completion	Forecasted Cost	Forecasted Completion
		a	b	c	d	e	f	g	h	i	j	k	l	m	n
Interdepartmental Projects															
10033106 Geary BRT Sewer Improvements Phase 2	SSIP Phase 1	FY21-30		03/15/18		TBD		TBD		TBD		TBD		Q2 - FY21-22	
		\$2.0	12/29/23	\$2.0	03/30/20	TBD	TBD	TBD	TBD	TBD	TBD	TBD	TBD	\$2.0	06/30/23
10002664 Van Ness BRT Sewer Improvements	SSIP Phase 1	FY21-30		10/01/13		05/20/14		N/A		05/01/15		08/15/16		Q2 - FY21-22	
		\$25.0	12/30/21	\$12.3	01/16/18	\$14.0	03/30/17	N/A	N/A	\$14.0	04/19/17	\$15.0	06/04/20	\$25.0	06/30/23
10002667 Better Market Street Sewer Improvements - Phase 1	SSIP Phase 1	FY21-30		01/06/14		12/13/16		01/18/19 (Pilot Block)		01/10/20 (Pilot Block)		TBD - Contract 2		Q2 - FY21-22	
		\$15.0	09/30/24	\$0.5	01/04/19	\$32.4	01/23/24	\$9.8	03/31/22	\$15.0	09/30/24	TBD	TBD	\$15.0	10/31/28
10002670 Geary BRT Sewer Improvements Phase 1	SSIP Phase 1	FY21-30		01/06/14		02/29/16		08/31/16		10/13/17		08/28/18		Q2 - FY21-22	
		\$12.9	07/12/21	\$0.5	01/04/19	\$17.0	07/15/19	\$17.0	07/15/19	\$17.0	02/12/21	\$12.9	02/12/21	\$11.3	12/30/22
10002776 Taraval Sewer Improvements	SSIP Phase 1	FY21-30		03/14/16		02/03/17		05/01/17		10/31/17		03/05/19 - Segment A 10/05/21 - Segment B		Q2 - FY21-22	
		\$34.7	12/29/23	\$20.4	10/19/20	\$20.4	10/19/20	N/A	10/19/20	\$20.4	10/19/20	\$34.5	7/31/2025	\$34.5	07/31/25
Pump Stations and Force Main Improvements															
10002419 Force Main Rehab at Embarcadero and Jackson Streets	SSIP Phase 1	FY21-30		07/07/14		06/24/16		08/02/16		02/14/19		01/14/20		Q2 - FY21-22	
		\$11.0	09/29/22	\$0.1	05/20/15	\$5.9	12/12/18	\$5.8	04/24/19	\$9.9	10/29/21	\$9.9	06/30/22	\$11.0	09/29/22
10026828 Mariposa Dry-Weather Pump Station & Force Main Improvements ²	SSIP Phase 1	FY21-30		07/01/14		11/30/16		03/24/17		10/30/17		09/11/18		Q2 - FY21-22	
		\$31.9	12/30/22	\$0.3	12/31/14	\$28.2	01/21/21	\$28.2	01/21/21	\$28.2	01/21/21	\$31.9	06/21/21	\$31.9	12/30/22
10037251 Seacliff No. 1 PS & FM Upgrade	Other SSIP	FY21-30		12/07/20		TBD		TBD		TBD		TBD		Q2 - FY21-22	
		\$13.1	12/26/29	\$13.1	12/26/29	TBD	TBD	TBD	TBD	TBD	TBD	TBD	TBD	\$14.7	12/31/26
10037246 Seacliff No. 2 PS & FM Upgrade	Other SSIP	FY21-30		12/14/20		TBD		TBD		TBD		TBD		Q2 - FY21-22	
		\$16.8	09/21/29	\$16.8	12/21/29	TBD	TBD	TBD	TBD	TBD	TBD	TBD	TBD	\$19.3	01/31/28
10037303 Sunnydale PS Safety Improvements	Other SSIP	FY21-30		01/29/21		TBD		TBD		TBD		TBD		Q2 - FY21-22	
		\$5.0	05/29/26	\$5.0	05/29/26	TBD	TBD	TBD	TBD	TBD	TBD	TBD	TBD	\$15.5	05/29/26

Footnotes:

1. This represents Forecasted project cost and project completion date at the time of award of construction contract, award of CM/GC scope, award of DB scope.
2. The project delivery method for this project is Progressive Design-Built (DB).

Project Name	Previous Program Group Title	Most Recent CIP Approved Budget		Project Initiation		CER		35% Design		95% Design		Awarded Construction ¹		Current Status	
		Approved Budget	Approved Completion	Forecasted Cost	Forecasted Completion	Forecasted Cost	Forecasted Completion	Forecasted Cost	Forecasted Completion	Forecasted Cost	Forecasted Completion	Forecasted Cost	Forecasted Completion	Forecasted Cost	Forecasted Completion
		a	b	c	d	e	f	g	h	i	j	k	l	m	n
CSDs and Transport/Storage Structures															
10037245 Brannan (019) CSD Gate & Baffle Rehab	Other SSIP	FY21-30		12/07/20		TBD		TBD		TBD		TBD		Q2 - FY21-22	
		\$6.9	08/18/25	\$6.9	08/18/25	TBD	TBD	TBD	TBD	TBD	TBD	TBD	TBD	\$7.9	11/26/25
10037244 Baker (009) Baffle Improvements	Other SSIP	FY21-30		12/07/20		TBD		TBD		TBD		TBD		Q2 - FY21-22	
		\$2.3	03/26/24	\$2.3	03/26/24	TBD	TBD	TBD	TBD	TBD	TBD	TBD	TBD	\$2.9	08/30/24
10002303 Beach and Sansome Street CSD Rehabilitation	Other SSIP	FY21-30		03/14/16		09/15/17		10/24/17 - Beach CSD 01/31/18 - Sansome CSD		12/29/17 - Beach CSD 07/13/18 - Sansome CSD		06/28/18 - Beach JOC 05/14/19 - Sansome CSD		Q2 - FY21-22	
		\$6.0	08/31/21	\$2.5	12/20/19	\$2.5	12/20/19	\$3.2	04/30/20	\$3.2	04/30/20	\$4.2	04/30/20	\$5.6	05/31/22
10002344 CSD Backflow Prevention and Monitoring	Other SSIP	FY21-30		07/25/16		06/28/19 - Pierce CSD 01/31/19 - Jackson/Griffith CSDs		N/A - Combined with 95% for Pierce & Jackson/Griffith CSDs		08/07/19 - Combined Pierce & Jackson/Griffith CSDs		07/14/20 - Combined Pierce & Jackson/Griffith CSDs		Q2 - FY21-22	
		\$12.0	09/30/22	\$15.0	10/01/21	\$17.0	10/01/21	N/A	N/A	\$16.7	10/01/21	\$15.5	04/06/22	\$11.8	12/30/22
Early Implementation Projects															
10026805 Sunset Green Infrastructure	SSIP Phase 1	FY21-30		12/03/12		07/30/14		06/29/18		11/02/18		04/17/19		Q2 - FY21-22	
		\$9.0	09/30/21	\$16.3	08/09/19	\$16.3	08/09/19	\$8.4	09/30/21	\$8.4	09/30/21	\$8.4	09/30/21	\$8.7	04/29/22
10026810 Yosemite Green Infrastructure	SSIP Phase 1	FY21-30		12/03/12		01/11/21		TBD		TBD		TBD		Q2 - FY21-22	
		\$17.1	06/30/26	\$13.5	08/30/19	\$17.1	06/30/26	TBD	TBD	TBD	TBD	TBD	TBD	\$20.7	10/29/27
Watershed Stormwater Management															
10026816 Wawona Area Stormwater Improvement Project	SSIP Phase 1	FY21-30		07/01/16		09/15/17		09/30/19		04/20/20		10/30/20		Q2 - FY21-22	
		\$45.0	07/08/24	\$22.7	04/07/20	\$22.7	04/07/20	\$39.0	12/30/22	\$44.5	01/16/24	\$38.9	07/08/24	\$38.9	12/02/24
10029726 Watershed Stormwater Management (Planning Only)	SSIP Phase 1	FY21-30		07/11/16		N/A		N/A		N/A		N/A		Q2 - FY21-22	
		\$9.0	06/30/22	\$9.0	07/12/19	N/A	N/A	N/A	N/A	N/A	N/A	N/A	N/A	\$19.0	06/30/32
10034553 Green Infrastructure Grant Program (GIGP)	Other SSIP	FY21-30		07/01/18		N/A		N/A		N/A		(1) 06/11/19; (2) 10/09/2019; (3) 01/28/20; (4) 05/12/20; (5) 04/28/20; (6) 01/13/20; (7) 10/22/20; (8) 10/22/20; (9) 11/10/20		Q2 - FY21-22	
		\$25.0	06/30/29	\$25.0	06/30/28	N/A	N/A	N/A	N/A	N/A	N/A	\$25.0	06/30/29	\$61.3	06/30/33

Footnotes:

1. This represents Forecasted project cost and project completion date at the time of award of construction contract, award of CM/GC scope, award of DB scope.

Project Name	Previous Program Group Title	Most Recent CIP Approved Budget		Project Initiation		CER		35% Design		95% Design		Awarded Construction ¹		Current Status	
		Approved Budget	Approved Completion	Forecasted Cost	Forecasted Completion	Forecasted Cost	Forecasted Completion	Forecasted Cost	Forecasted Completion	Forecasted Cost	Forecasted Completion	Forecasted Cost	Forecasted Completion	Forecasted Cost	Forecasted Completion
		a	b	c	d	e	f	g	h	i	j	k	l	m	n
Advanced Rainfall and Operation Decision System															
10029730 Operational Decision System Phase 2	SSIP Phase 1	FY21-30		06/01/15		N/A		N/A		N/A		02/22/18		Q2 - FY21-22	
		\$6.7	06/26/20	\$7.8	06/26/20	N/A	N/A	N/A	N/A	N/A	N/A	\$8.7	06/26/20	\$6.7	09/30/25
Flood Resilience Projects															
10034360 Lower Alemany Area Stormwater Improvement Project	Other SSIP	FY21-30		01/02/19		TBD		TBD		TBD		TBD		Q2 - FY21-22	
		\$286.5	03/13/28	\$286.5	03/13/28	TBD	TBD	TBD	TBD	TBD	TBD	TBD	TBD	\$299.6	09/06/28
10026818 Folsom Area Stormwater Improvement Project	SSIP Phase 1	FY21-30		07/01/16		03/16/18		03/31/20		TBD		N/A		Q1 - FY21-22	
		\$38.0	01/31/23	\$36.3	11/01/19	\$38.4	06/01/20	\$38.4	08/31/21	TBD	TBD	N/A	N/A	\$38.4	12/27/23

Footnotes:

1. This represents Forecasted project cost and project completion date at the time of award of construction contract, award of CM/GC scope, award of DB scope.

6. PROJECT PERFORMANCE SUMMARY*

All costs are shown in \$1,000s as of 12/25/21

Project Name	Previous Program Group Title	Active Phase (**) (a)	‡ CIP Approved Budget (b)	‡ Current Approved Budget (c)	Current Forecasted Cost (d)	Expenditures To Date (e)	Cost Variance (f = c - d)	% Cost Changes (g = f/c) (+++)	‡ CIP Approved Completion (h)	‡ Current Approved Completion (i)	Current Forecasted Completion (j)	Schedule Variance (k = i - j)
Treatment Facilities												
Biosolids Digester Facilities Project												
10015796 - SEP Biosolids Digester Facilities Project	SSIP Phase 1	CN	\$ 1,680,693	\$ 1,680,693	\$ 2,372,615	\$ 619,715	(\$691,922)	-41%	08/31/27	08/31/27	05/11/29	(619)
New Headworks (Grit) Replacement												
10015807 - SEP New Headworks (Grit) Replacement	SSIP Phase 1	CN	\$ 618,835	\$ 618,835	\$ 679,025	\$ 299,738	(\$60,190)	-10%	09/30/24	09/30/24	09/30/24	-
Southeast Plant (SEP) Improvements												
10015809 - SEP Facility-wide Distributed Control System Upgrade	SSIP Phase 1	DS	\$ 62,988	\$ 62,988	\$ 62,988	\$ 14,758	-	0%	08/31/27	08/31/27	12/30/27	(121)
10015810 - SEP Seismic Reliability and Condition Assessment Improvements	SSIP Phase 1	CN	\$ 44,152	\$ 44,152	\$ 44,152	\$ 32,305	-	0%	09/09/22	09/09/22	09/09/22	-
10002284 - SEP Power Feed and Primary Switchgear Upgrades	SSIP Phase 1	CN	\$ 95,875	\$ 95,875	\$ 95,875	\$ 24,166	-	0%	06/18/24	06/18/24	08/21/24	(64)
10037353 - SEP 550 Booster PS Condition Inspection & Interim	Other SSIP	PL	\$ 9,893	\$ 9,893	\$ 20,298	\$ 142	(\$10,405)	-105%	06/30/26	06/30/26	02/24/27	(239)

* Exclude projects with completed construction and projects that are no longer active (i.e., deleted projects, closed projects, and projects combined with other projects)

**** Phase Status Legend**

PL	Planning	DS	Design
BA	Bid & Award	CN	Construction

Footnotes:

- (+) **CIP Approved Budget and Project Completion Date:** The budget and schedule approved as part of 10-year CIP for FY21-30.
- (++) **Current Approved Budget and Schedule:** The budget and schedule approved as part of 10-year CIP for FY21-30, plus any additional budget and schedule changes approved by the Commission as part of construction contract award.
- (+++)
Negative number is reflecting cost overrun (Schedule delay) and positive number is reflecting cost underrun (Ahead of Schedule). Projects with a forecasted cost overrun greater than 10%, or forecasted delay of greater than 6 months or 10%, will be highlighted in grey.

I. SSIP Quarterly Report

Q2-FY2021-2022 (10/01/21 - 12/31/21)

Project Name	Previous Program Group Title	Active Phase (**) (a)	‡ CIP Approved Budget (b)	‡ Current Approved Budget (c)	Current Forecasted Cost (d)	Expenditures To Date (e)	Cost Variance (f = c - d)	% Cost Changes (g = f/c) (+++)	‡ CIP Approved Completion (h)	‡ Current Approved Completion (i)	Current Forecasted Completion (j)	Schedule Variance (k = i - j)
Treatment Facilities												
10037330 - Primary Treatment (SEP 040/041) H&S Improvements	Other SSIP	PL	\$ 27,382	\$ 27,382	\$ 27,382	\$ 475	-	0%	09/30/26	09/30/26	09/30/26	-
10037331 - Maintenance Building (SEP 940) Interim Improvement	Other SSIP	PL	\$ 21,577	\$ 21,577	\$ 40,652	\$ 40	(\$19,075)	-88%	07/02/26	07/02/26	09/13/28	(804)
Oceanside Plant (OSP) Improvements												
10029736 - Westside Pump Station Reliability Improvements	SSIP Phase 1	CN	\$ 87,800	\$ 87,800	\$ 89,300	\$ 22,598	(\$1,500)	-2%	12/31/24	12/31/24	12/31/24	-
10029737 - OSP Digester Gas Utilization Upgrade	SSIP Phase 1	CN	\$ 54,388	\$ 54,388	\$ 55,577	\$ 30,050	(\$1,189)	-2%	09/14/22	09/14/22	04/04/24	(568)
10036398 - OSP Condition Improvement Projects - Part 2	Other SSIP	PL	\$ 105,100	\$ 105,100	\$ 105,100	\$ 294	-	0%	07/06/29	07/06/29	07/06/29	-
10037777 - OSP & WSPS Security Enhancements	Other SSIP	PL	\$ 7,160	\$ 7,160	\$ 13,776	\$ 24	(\$6,616)	-92%	06/30/25	06/30/25	06/23/26	(358)
North Point Facility (NPF) Improvements												
10026822 - North Shore Pump Station Wet Weather Improvements	SSIP Phase 1	CN	\$ 55,000	\$ 55,000	\$ 55,000	\$ 11,665	-	0%	12/29/23	12/29/23	12/29/23	-

* Exclude projects with completed construction and projects that are no longer active (i.e., deleted projects, closed projects, and projects combined with other projects)

**** Phase Status Legend**

PL	Planning	DS	Design
BA	Bid & Award	CN	Construction

Footnotes:

- (+) **CIP Approved Budget and Project Completion Date:** The budget and schedule approved as part of 10-year CIP for FY21-30.
- (++) **Current Approved Budget and Schedule:** The budget and schedule approved as part of 10-year CIP for FY21-30, plus any additional budget and schedule changes approved by the Commission as part of construction contract award.
- (+++)
Negative number is reflecting cost overrun (Schedule delay) and positive number is reflecting cost underrun (Ahead of Schedule). Projects with a forecasted cost overrun greater than 10%, or forecasted delay of greater than 6 months or 10%, will be highlighted in grey.

I. SSIP Quarterly Report

Q2-FY2021-2022 (10/01/21 - 12/31/21)

Project Name	Previous Program Group Title	Active Phase (**) (a)	‡ CIP Approved Budget (b)	‡ Current Approved Budget (c)	Current Forecasted Cost (d)	Expenditures To Date (e)	Cost Variance (f = c - d)	% Cost Changes (g = f/c) (+++)	‡ CIP Approved Completion (h)	‡ Current Approved Completion (i)	Current Forecasted Completion (j)	Schedule Variance (k = i - j)
Treatment Facilities												
10038353 - NPF DCS Upgrades (Construction)	Other SSIP	CN	\$ 11,073	\$ 11,073	\$ 11,073	\$ 4	-	0%	09/02/27	09/02/27	12/30/27	(119)
Collection System												
Interceptors/ Tunnels and Odor Control												
10034718 - Large Sewer Condition Assessment and Improvements	Other SSIP	DS	\$ 96,520	\$ 96,520	\$ 114,592	\$ 6,030	(\$18,072)	-19%	12/07/26	12/07/26	12/07/26	-
10033745 - Mission Street, 16th to Cesar Chavez Streets, Brick Sewer Rehabilitation	SSIP Phase 1	CN	\$ 9,875	\$ 9,875	\$ 8,857	\$ 6,751	\$ 1,017	10%	11/22/22	11/22/22	11/30/22	(8)
10002652 - Kansas and Marin Streets Sewer Improvements	SSIP Phase 1	DS	\$ 28,380	\$ 28,380	\$ 30,000	\$ 4,099	(\$1,620)	-6%	12/29/23	12/29/23	08/30/24	(245)
10002760 - Cargo Way Sewer Box Odor Reduction	SSIP Phase 1	CN	\$ 8,743	\$ 8,743	\$ 8,743	\$ 6,668	-	0%	12/30/22	12/30/22	12/30/22	-
Interdepartmental Projects												
10033106 - Geary BRT Sewer Improvements Phase 2	SSIP Phase 1	PL	\$ 2,000	\$ 2,000	\$ 2,000	\$ 47	-	0%	12/29/23	12/29/23	06/30/23	182
10002664 - Van Ness BRT Sewer Improvements	SSIP Phase 1	CN	\$ 25,000	\$ 25,000	\$ 25,000	\$ 20,783	-	0%	12/30/21	12/30/21	06/30/23	(547)

* Exclude projects with completed construction and projects that are no longer active (i.e., deleted projects, closed projects, and projects combined with other projects)

**** Phase Status Legend**

PL	Planning	DS	Design
BA	Bid & Award	CN	Construction

Footnotes:

- (+) **CIP Approved Budget and Project Completion Date:** The budget and schedule approved as part of 10-year CIP for FY21-30.
- (++) **Current Approved Budget and Schedule:** The budget and schedule approved as part of 10-year CIP for FY21-30, plus any additional budget and schedule changes approved by the Commission as part of construction contract award.
- (+++)
Negative number is reflecting cost overrun (Schedule delay) and positive number is reflecting cost underrun (Ahead of Schedule). Projects with a forecasted cost overrun greater than 10%, or forecasted delay of greater than 6 months or 10%, will be highlighted in grey.

I. SSIP Quarterly Report

Q2-FY2021-2022 (10/01/21 - 12/31/21)

Project Name	Previous Program Group Title	Active Phase (**) (a)	‡ CIP Approved Budget (b)	‡ Current Approved Budget (c)	Current Forecasted Cost (d)	Expenditures To Date (e)	Cost Variance (f = c - d)	% Cost Changes (g = f / c) (+++)	‡ CIP Approved Completion (h)	‡ Current Approved Completion (i)	Current Forecasted Completion (j)	Schedule Variance (k = i - j)
Collection System												
10002667 - Better Market Street Sewer Improvements - Phase 1	SSIP Phase 1	DS	\$ 15,000	\$ 15,000	\$ 15,000	\$ 1,812	-	0%	09/30/24	09/30/24	10/31/28	(1,492)
10002670 - Geary BRT Sewer Improvements Phase 1	SSIP Phase 1	CN	\$ 12,900	\$ 12,900	\$ 11,325	\$ 10,641	\$ 1,576	12%	07/12/21	07/12/21	12/30/22	(536)
10002776 - Taraval Sewer Improvements	SSIP Phase 1	CN	\$ 34,693	\$ 34,693	\$ 34,500	\$ 9,680	\$ 193	1%	12/29/23	12/29/23	07/31/25	(580)
Pump Stations and Forcemain Improvements												
10002419 - Force Main Rehab at Embarcadero and Jackson Streets	SSIP Phase 1	CN	\$ 11,009	\$ 11,009	\$ 11,009	\$ 8,549	-	0%	09/29/22	09/29/22	09/29/22	-
10026828 - Mariposa Dry-Weather Pump Station & Force Main Improvements	SSIP Phase 1	CN	\$ 31,932	\$ 31,932	\$ 31,932	\$ 27,613	-	0%	12/30/22	12/30/22	12/30/22	-
10037251 - Seacliff No. 1 PS & FM Upgrade	Other SSIP	PL	\$ 13,062	\$ 13,062	\$ 14,682	\$ 361	(\$1,620)	-12%	12/26/29	12/26/29	12/31/26	1,091
10037246 - Seacliff No. 2 PS & FM Upgrade	Other SSIP	PL	\$ 16,836	\$ 16,836	\$ 19,315	\$ 346	(\$2,479)	-15%	09/21/29	09/21/29	01/31/28	599
10037303 - Sunnydale PS Safety Improvements	Other SSIP	PL	\$ 5,031	\$ 5,031	\$ 15,542	\$ 116	(\$10,510)	-209%	05/29/26	05/29/26	05/29/26	-

* Exclude projects with completed construction and projects that are no longer active (i.e., deleted projects, closed projects, and projects combined with other projects)

**** Phase Status Legend**

PL	Planning	DS	Design
BA	Bid & Award	CN	Construction

Footnotes:

- (+) **CIP Approved Budget and Project Completion Date:** The budget and schedule approved as part of 10-year CIP for FY21-30.
- (++) **Current Approved Budget and Schedule:** The budget and schedule approved as part of 10-year CIP for FY21-30, plus any additional budget and schedule changes approved by the Commission as part of construction contract award.
- (+++)
Negative number is reflecting cost overrun (Schedule delay) and positive number is reflecting cost underrun (Ahead of Schedule). Projects with a forecasted cost overrun greater than 10%, or forecasted delay of greater than 6 months or 10%, will be highlighted in grey.

I. SSIP Quarterly Report

Q2-FY2021-2022 (10/01/21 - 12/31/21)

Project Name	Previous Program Group Title	Active Phase (**) (a)	‡ CIP Approved Budget (b)	‡ Current Approved Budget (c)	Current Forecasted Cost (d)	Expenditures To Date (e)	Cost Variance (f = c - d)	% Cost Changes (g = f/c) (+++)	‡ CIP Approved Completion (h)	‡ Current Approved Completion (i)	Current Forecasted Completion (j)	Schedule Variance (k = i - j)
Collection System												
CSD and Transport/Storage Structures												
10037245 - Brannan (019) CSD Gate & Baffle Rehab	Other SSIP	PL	\$ 6,935	\$ 6,935	\$ 7,949	\$ 86	(\$1,015)	-15%	08/18/25	08/18/25	05/01/26	(256)
10037244 - Baker (009) Baffle Improvements	Other SSIP	PL	\$ 2,258	\$ 2,258	\$ 2,861	\$ 113	(\$604)	-27%	03/26/24	03/26/24	08/30/24	(157)
10002303 - Beach and Sansome Street CSD Rehabilitation	SSIP Phase 1	CN	\$ 6,000	\$ 6,000	\$ 5,600	\$ 4,792	\$ 400	7%	08/31/21	08/31/21	05/31/22	(273)
10002344 - CSD Backflow Prevention and Monitoring	SSIP Phase 1	CN	\$ 12,041	\$ 12,041	\$ 11,760	\$ 7,129	\$ 281	2%	09/30/22	09/30/22	12/30/22	(91)
Early Implementation Projects												
10026810 - Yosemite Green Infrastructure	SSIP Phase 1	PL	\$ 17,101	\$ 17,101	\$ 20,793	\$ 3,754	(\$3,692)	-22%	06/30/26	06/30/26	10/29/27	(486)
Watershed Stormwater Management												
10026816 - Wawona Area Stormwater Improvement Project	SSIP Phase 1	CN	\$ 45,000	\$ 45,000	\$ 38,900	\$ 4,517	\$ 6,100	14%	07/08/24	07/08/24	12/02/24	(147)
10029726 - Watershed Stormwater Management (Planning Only)	SSIP Phase 1	PL	\$ 9,000	\$ 9,000	\$ 19,000	\$ 5,208	(\$10,000)	-111%	06/30/22	06/30/22	06/30/32	(3,653)

* Exclude projects with completed construction and projects that are no longer active (i.e., deleted projects, closed projects, and projects combined with other projects)

**** Phase Status Legend**

PL	Planning	DS	Design
BA	Bid & Award	CN	Construction

Footnotes:

- (+) **CIP Approved Budget and Project Completion Date:** The budget and schedule approved as part of 10-year CIP for FY21-30.
- (++) **Current Approved Budget and Schedule:** The budget and schedule approved as part of 10-year CIP for FY21-30, plus any additional budget and schedule changes approved by the Commission as part of construction contract award.
- (+++)
Negative number is reflecting cost overrun (Schedule delay) and positive number is reflecting cost underrun (Ahead of Schedule). Projects with a forecasted cost overrun greater than 10%, or forecasted delay of greater than 6 months or 10%, will be highlighted in grey.

I. SSIP Quarterly Report

Q2-FY2021-2022 (10/01/21 - 12/31/21)

Project Name	Previous Program Group Title	Active Phase (**) (a)	‡ CIP Approved Budget (b)	‡ Current Approved Budget (c)	Current Forecasted Cost (d)	Expenditures To Date (e)	Cost Variance (f = c - d)	% Cost Changes (g = f / c) (+++)	‡ CIP Approved Completion (h)	‡ Current Approved Completion (i)	Current Forecasted Completion (j)	Schedule Variance (k = i - j)
Collection System (cont'd)												
10034553 - Green Infrastructure Grant Program (GIGP)	Other SSIP	CN	\$ 25,000	\$ 25,000	\$ 61,318	\$ 2,645	(\$36,318)	-145%	06/30/29	06/30/29	06/30/33	(1,461)
Advanced Rainfall and Operation Decision System												
10029730 - Operational Decision System Phase 2	SSIP Phase 1	CN	\$ 6,721	\$ 6,721	\$ 6,721	\$ 3,598	-	0%	09/30/25	09/30/25	09/30/25	-
Flood Resilience Projects												
10034360 - Lower Alemany Area Stormwater Improvement Project	Other SSIP	PL	\$ 286,460	\$ 286,460	\$ 299,555	\$ 2,670	(\$13,095)	-5%	03/13/28	03/13/28	09/06/28	(177)
10026818 - Folsom Area Stormwater Improvement Project	SSIP Phase 1	DS	\$ 38,000	\$ 38,000	\$ 38,411	\$ 10,553	(\$411)	-1%	01/31/23	01/31/23	12/27/23	(330)

* Exclude projects with completed construction and projects that are no longer active (i.e., deleted projects, closed projects, and projects combined with other projects)

**** Phase Status Legend**

PL	Planning	DS	Design
BA	Bid & Award	CN	Construction

Footnotes:

- (+) **CIP Approved Budget and Project Completion Date:** The budget and schedule approved as part of 10-year CIP for FY21-30.
- (++) **Current Approved Budget and Schedule:** The budget and schedule approved as part of 10-year CIP for FY21-30, plus any additional budget and schedule changes approved by the Commission as part of construction contract award.
- (+++)
Negative number is reflecting cost overrun (Schedule delay) and positive number is reflecting cost underrun (Ahead of Schedule). Projects with a forecasted cost overrun greater than 10%, or forecasted delay of greater than 6 months or 10%, will be highlighted in grey.







7. PROJECT STATUS REPORT

10015796 - SEP Biosolids Digester Facilities Project

Description: Planning, engineering, and construction of the new solids processing facilities will include solids pretreatment; the thermal hydrolysis process (THP); anaerobic digestion; biosolids dewatering; biosolids product storage and loadout; biogas utilization; odor control; automated control systems; chemical facilities, and associated appurtenances and piping.

The proposed site for the BDFP facilities is adjacent to the existing SEP at 1800 Jerrold Avenue (former Central Shops) and 1801 Jerrold Avenue (former Asphalt Plant), and on portions of the existing SEP property. Construction staging areas for the BDFP include 1150 Phelps Street (SFPUC’s former Greenhouses), 50 Quint Street and may be extended to Pier 94/96 SF Port properties at a later date.

The construction will be completed through a Construction Manager/General Contractor delivery approach under two distinct scopes. Scope I focus on the demolition and utility relocation of existing infrastructure at the project sites. Scope II addresses the construction of the new biosolids facilities (the remainder of the work).

Program: Biosolids Digester Facilities Project	Project Status: Construction	Environmental Status: Completed (EIR)
Project Cost:		Project Schedule:
Approved 	\$1,680.69 M	Approved Jul-11  Aug-27
Forecast 	\$2,372.62 M	Forecast Jul-11  May-29
Actual 	\$619.71 M	Project Percent Complete: 32.3%
		

Key Milestones:	Environmental Approval	Bid+ Advertisement	Construction NTP+	Construction+ Final Completion
Current Forecast	10/12/18✓	(A) N/A (B) N/A	08/26/19✓ 07/01/20✓	06/25/21✓ 05/12/28

+ The project delivery method for this project is Construction Manager/General Contractor (CM/GC).

WW-647R CM/GC Construction contract consists of: (A) Scope I, and (B) Scope II

Progress and Status:

Scope I (Demolition and Utility Relocation) - Complete.

Scope II (New Biosolids Facilities - Remainder of the construction work) - Soil excavation, dewatering, shoring and installation of piles are over 90% complete. This foundation work is anticipated for completion in February 2022. Bid procurements are continuing to address the remaining construction work. This quarter, work on nine (9) trade packages were initiated (purchase orders were opened).

Issues and Challenges:

In March 2021, when two recent bids came in higher than expected, pre-construction bid procurement activities were suspended while project staff re-assessed our bid package approach. The bid suspension was lifted in June to allow the Construction Manager/General Contractor (CM/GC) to re-start bidding procurement for the new digester facilities. In the months that followed, due to changes to the MWH-Webcor JV leadership staff and BDFP organizational structure, a more collaborative project

team maximized the benefits of a CM/GC delivery approach.







Because of the positive results during digester procurement, the SFPUC has opted to maintain the existing CM/GC approach/contract with MWH-Webcor Joint Venture and proceed with a similar bid approach for the construction of the other Biosolids Project facilities for cost, implementation and site logistics efficiencies.

Also, during this time frame, an independent estimate of the cost-to-complete the remainder of the project was developed. The forecasted project cost encompasses this cost-to-complete estimate, and considers anticipated market conditions and schedule impacts. The elapsed time during the March bid suspension and re-assessment of the project delivery approach also contributed to extending the construction completion date as shown in the forecasted project schedule.

I. SSIP Quarterly Report

10015807 - SEP New Headworks (Grit) Replacement

Description: The new 250 MGD headworks consists of major components / facilities as follows: New Influent Junction Structure and Influent Monitoring; New Primary Influent Distribution Structure; New Bar Screens, Washer-Compactors and Screenings Handling Facility; New Grit Basins, Grit Washers and Grit Handling Facility; A new Odor Control Facility, consisting of a two-stage system with bioscrubbers followed by carbon adsorption; Two new primary substation; Electrical, Instrumentation and Control Rooms/Building; Demolition of both existing Headworks Facilities (SEP-011 and SEP-012); Rehabilitation of the existing Southeast Lift Station; Upgrades to the Bruce Flynn Pump Station.

Program: New Headworks (Grit) Replacement	Project Status: Construction	Environmental Status: Completed (MND)
Project Cost:		Project Schedule:
Approved 	\$618.83 M	Approved Mar-13  Sep-24
Forecast 	\$679.03 M	Forecast Mar-13  Sep-24
Actual 	\$299.74 M	Project Percent Complete: 50.9%
		

Key Milestones:	Environmental Approval	Bid+ Advertisement	Construction NTP+	Construction+ Final Completion
Current Forecast	05/31/17✓	(A) N/A (B) N/A (C) N/A (D) TBD	11/15/17✓ 12/17/18✓ 07/22/19✓ 04/23/24	05/01/20✓ 11/14/20✓ 02/29/24 09/30/24

+The project delivery method for this project is Construction Manager/General Contractor (CM/GC).

(A, B, C) WW-628 CM/GC Construction which consist of: (A) Scope I; (B) Scope II.A; and (C) Scope III (D) Demolition Contract - not yet awarded

Progress and Status:

Scope I (Site Preparation) and Scope II.A (BFS Improvements) - Complete

Scope III (Main Headworks) - Continued bid/award of SEP-008 Influent Pumping Rehabilitation and SEP-023 Revised Odor Control Facility bid packages. Work release requests for SEP-008 mechanical and civil bid packages have been completed. Continued civil/structural work at the New Headworks facility primary influent distribution area and grit tank/handling area and influent junction area/fine screen area/electrical building. Continued Trench C & C-1 painting and installation of the numerous utilities piping. Majority of the New Headworks facility concrete walls are complete in the screenings and grit tank areas. Completed placement of the concrete structure for the D&E Channels. Completed cellular concrete backfill of the existing dry pit area in preparation for SEP-008 Influent Pumping Rehabilitation drilling activities. Drilling subcontractor has mobilized and will begin drilling approximately 200 piers in the next quarter for SEP-008 Influent Pumping Rehabilitation and Revised Odor Control Facility. The CM/GC also produced the first version of







the overall start-up/testing plan for the Headworks project.

Issues and Challenges:

The forecast project cost has increased due to an approximate 12% escalation factor for Scope III bid packages issued since the start of the COVID-19 pandemic. Furthermore, market conditions and design developments related to the SEP-008 Influent Pumping Rehabilitation and revised Odor Control Facility 100% design package have contributed to the forecast project cost increase as well.

10015809 - SEP Facility-wide Distributed Control System Upgrade

Description: This project addresses distributed control system (DCS) upgrades within the Southeast Pollution Control Plant (SEP), Oceanside Pollution Control Plant (OSP), North Point Wet Weather Facility (NPF), Channel Pump Station (CHS), Westside Pump Station (WSS), and Bruce Flynn Pump Station (BFS). Under this project, OSP, NPF, and WSS DCS upgrades include planning/design only to ensure system-wide consistency. Both hardware and software upgrades integrating field instrumentation, control devices, communications hardware, processing hardware, interface hardware, and associated software packages into a unified system are required to provide real-time, system-wide monitoring and control. Coordination of monitoring parameters in various systems to reflect geo-spatial relationships will also be required to maintain compatibility and consistency of the input data used for process control.

Program: Southeast Plant (SEP) Improvements	Project Status: Design	Environmental Status: Not Applicable
Project Cost:		Project Schedule:
Approved  \$62.99 M	Approved Feb-14  Aug-27	
Forecast  \$62.99 M	Forecast Feb-14  Dec-27	
Actual  \$14.76 M	Project Percent Complete: 28.4%	
		

Key Milestones:	Environmental** Approval	Bid+ Advertisement	Construction NTP+	Construction+ Final Completion
Current Forecast	See Note	See Note+	12/31/18✓	06/30/27

+ The project delivery method for this project is Progressive Design-Build with pre-design/design components. Construction NTP represents start of fabrication/manufacturing.


** BEM has determined upgrades to the DCS Controls involves primarily computer hardware and software which do not fall within the definition of a "project" under CEQA because there would be no physical change in the environment.

Progress and Status:

DCS manufacturing activities for North Shore facilities and coordination with other SSIP projects at North Shore are ongoing. Meanwhile, system-wide design and coordination activities progressed for the DCS project at Southeast. The DCS project team is in the process of initiating DCS manufacturing services for WW-628-03 New Main Headworks contract/project at SEP.

Issues and Challenges:

Project schedule variance is due to interdependencies with other SSIP projects' progress at SEP.









Ongoing construction in one of Southeast Plant's conduit trenches

I. SSIP Quarterly Report

10015810 - SEP Seismic Reliability and Condition Assessment Improvements

Description: As part of the condition assessment effort, numerous seismic, conditional and operational issues associated with the existing facilities will require remedial attention before other program projects are completed. This project represents immediate improvements to the existing facilities at SEP identified as part of the condition assessment effort that are not specifically included as part of another near-term SSIP Phase 1 project. This project includes items for rehabilitation such as concrete spalling repair and seismic retrofit of priority process buildings. Seismic retrofit and structural repairs to the Sedimentation Building and channel structures (SEP 530 Contact Channel, SEP 540 Effluent Control Structure, 6' reinforced concrete pipe from SEP 540 to Booster Pump Station, Conduits C/D/E, SEP 525 Box Channel, and 9' reinforced concrete pipe to Junction Structure #5) will be completed.

Program: Southeast Plant (SEP) Improvements	Project Status: Construction	Environmental Status: Completed (CatEx)
Project Cost:		Project Schedule:
Approved 	\$44.15 M	Approved Jun-13  Sep-22
Forecast 	\$44.15 M	Forecast Jun-13  Sep-22
Actual 	\$32.30 M	Project Percent Complete: 76.1%
		

Key Milestones:	Environmental Approval	Bid+ Advertisement	Construction NTP+	Construction+ Final Completion
Current Forecast	03/25/16✓	(A) 07/01/17✓ (B) 03/04/19✓	09/04/18✓ 09/09/19✓	05/01/20✓ 03/08/22

Project includes multiple construction contracts.

(A) Southeast Water Pollution Control Plant New Headworks Facility – Scope 1 (North side, WW-628)

(B) Seismic Reliability and Condition Assessment Improvements (WW-665)

Progress and Status:

At SEP 042 (Primary Sedimentation Seismic), Substantial Completion was awarded October 24, 2021 per the WW-665 contract as issued. Punch List and administrative closeout items are ongoing.

Construction work for JOC 76R-12 (W3 Water Strainer Backwash Flow) is on-going. Remaining valve installation work is scheduled for the week of 1/24/22.

Issues and Challenges:







None at this time.



New Rotating Screen Filter / Compactor Installation at SEP 042 Primary Sedimentation Tanks

10002284 - SEP Power Feed and Primary Switchgear Upgrades

Description: The project is intended to address the deficiency of the existing medium voltage power distribution system (MV PDS), obtain a second redundant power feed from PG&E to upgrade the treatment plant with redundant electrical feeds, construct a new main switchgear sized to provide adequate power to new facilities, replace aging unit substations, and integrate the electric services of the nearby pump stations to the SEP medium voltage network. The project consists of installing a new redundant PG&E service, upgrading the existing Hunters Point feed to 12 MW, upgrading the main switchgear, and replacing fifteen aging existing primary unit substations at SEP. Additionally, it involves integration of Bruce Flynn Station and Booster Pump Station to SEP MV PDS, enhanced Energy Monitoring and Management System (EMMS), coordination with other SEP projects (particularly BDFP) to plan the need for emergency generators for critical processes, and construction of a new duct bank from the main switchgear to an electrical manhole.

Program: Southeast Plant (SEP) Improvements	Project Status: Construction	Environmental Status: Completed (CatEx)
Project Cost:		Project Schedule:
Approved  \$95.88 M	Approved Jun-14  Jun-24	
Forecast  \$95.88 M	Forecast Jun-14  Aug-24	
Actual  \$24.17 M	Project Percent Complete: 19.9%	
		

Key Milestones:	Environmental Approval	Bid+ Advertisement	Construction NTP	Construction Final Completion
Current Forecast	02/22/18✓	02/20/20✓	10/05/20✓	02/23/24

Progress and Status:

Project team continues to review submittals and RFIs from the contractor including the medium voltage arc-resistant metal-clad switchgear. Project team performed a virtual inspection of the field panel used for monitoring the switchgear. Contractor also formed and poured the second floor slab, roof floor slab and parapet walls of the new Primary Switchgear Building SEP 032.

Issues and Challenges:

Due to site accessibility issue during construction, a change order was issued to extend the final construction date. By issuance of a time extension change order, the construction final completion was revised to Feb 24, 2024.









Concrete pour at new Primary Switchgear Building SEP 032

I. SSIP Quarterly Report

10037353 - SEP 550 Booster PS Condition Inspection & Interim

Description: This project includes condition assessment of the influent channel and wet wells (confined space entry), as well as a budget allowance to perform concrete rehab to two wet wells and minor repairs to the influent channel. A firmer estimate to complete the repairs will depend on the results of the inspection. To inspect the influent channel, work must occur during dry weather and the plant must either be shut down or treated effluent diverted to Quint Street Outfall (QSO). Shutdowns may last up to 8 hours, and coordination/approval is needed with the Regional Water Quality Board to allow diversion through QSO. Mechanical equipment rehab is also included as part of the interim improvements. These include: Replace sump pumps; Replace water heater; Replace air relief valves; Replace (3) booster pumps (#1, 2 & 4); Replace all Variable Frequency Drives (VFD). This project also includes moving bioassay to Booster Pump Station.

Program: Southeast Plant (SEP) Improvements	Project Status: Planning	Environmental Status: Not Initiated
Project Cost:		Project Schedule:
Approved 	\$9.89 M	Approved Jan-21  Jun-26
Forecast 	\$20.30 M	Forecast Jan-21  Feb-27
Actual 	\$0.14 M	Project Percent Complete: 3.1%
		

Key Milestones:	Environmental Approval	Bid Advertisement	Construction NTP	Construction Final Completion
Current Forecast	TBD	02/28/24	09/03/24	08/20/26

Progress and Status:

Project Structural and Electrical team attended field visit to the pump station during the SEP plant shutdown to perform visual inspection of the influent channel, sumps and electrical equipment. Project team continued to work with revisions to the consultant's proposal to perform mechanical testing and assessment of the existing pumps as well as inputting the background information into a draft NAR. In addition, project team started working with an additional specialty consultant on a proposal to perform Tier 3 assessment of the manifold piping and pit outside the pump station.

Issues and Challenges:







Due to escalation and scope addition, project team is forecasting cost and schedule increase. As also stated previously, bid advertisement and construction NTP dates have been delayed to be more realistic. Due to resource limitations and specialty consultants necessary to perform assessment of the system it is taking longer than anticipated to obtain all relevant data required to complete a thorough NAR.



Pump 3, suction pipe

10037330 - Primary Treatment (SEP 040/041) H&S Improvements

Description: This project involves demolition of the building superstructure at South East Plant (SEP) 040/041 and replacement of all remaining deteriorated items. To control odors, the sedimentation tanks would be covered in a similar fashion to the covers on the sedimentation tanks at SEP 042. Ventilation of the covered tanks would be required to protect concrete surfaces from deterioration, and an odor control unit would be required to treat foul air from the covered tanks.

Program: Southeast Plant (SEP) Improvements		Project Status: Planning		Environmental Status: Not Initiated	
Project Cost:			Project Schedule:		
Approved		\$27.38 M	Approved Jan-21		Sep-26
Forecast		\$27.38 M	Forecast Jan-21		Sep-26
Actual		\$0.47 M	Project Percent Complete: 4.9%		
					
Key Milestones:	Environmental Approval	Bid Advertisement	Construction NTP	Construction Final Completion	
Current Forecast	07/28/23	08/29/23	01/30/24	03/31/26	

Progress and Status:

The project team continues the development of the Alternatives Analysis Report (AAR) / Conceptual Engineering Report (CER) combined deliverable. Project team continues to collaborate with Wastewater Enterprise regarding the non-enclosed building designation of wet weather primary treatment buildings and trade-offs with various alternatives. In addition, project team has started to plan integration of instrumentation and control scopes with the DB-126 Facility-wide Distributed Control System project.

Issues and Challenges:

None at this time.



Existing SEP-041 wet-weather primary sedimentation building.

I. SSIP Quarterly Report






10037331 - Maintenance Building (SEP 940) Interim Improvement

Description: Building 940 is a critical interim project for South East Plant (SEP). This is an interim project while the longterm vision and improvements under the SEP Campus Plan is being developed.

Currently these crews are shoehorned into facilities not designed for the maintenance of electronic equipment. A new robust shop area is essential to be able to maintain reliable treatment facilities. The new maintenance shops included under Biosolids Digester Facilities Project (BDFP) do not address these crews.

The following improvements form the basis of this project:

- Space will be modified to include interim Electrical and Instrumentation and Controls (I&C) shop areas.
- HVAC Improvements including evaluation (and installation as-needed) of wet grinder filtration system, condensing unit, and welding exhaust system)
- H&S Improvements (emergency lights, signs, trip hazards, safe roof access)

Program: Southeast Plant (SEP) Improvements	Project Status: Planning	Environmental Status: Not Initiated
Project Cost:		Project Schedule:
Approved 	\$21.58 M	Approved Jan-21  Jul-26
Forecast 	\$40.65 M	Forecast Jan-21  Sep-28
Actual	\$0.04 M	Project Percent Complete: 0.3%
		

Key Milestones:	Environmental Approval	Bid Advertisement	Construction NTP	Construction Final Completion
Current Forecast	04/12/23	01/10/25	06/12/25	03/15/28

Progress and Status:

Project team has been visiting the project site to survey existing conditions and continued to work on Needs Assessment Report.

Issues and Challenges:







Due to escalation and scope addition, project team is forecasting a cost and schedule increase.



Inside of Bldg SEP 940

10029736 - Westside Pump Station Reliability Improvements

Description: The project consists of screenings improvements including, replacement of existing bar screens, and addition of screening washing and compaction systems. The project also includes replacement of existing wet-weather pumps to provide pump redundancy. The construction would take place within the existing structure and includes four new submersible pumps and 200 linear feet (LF) of discharge force main. Other improvements under this project include increasing the power feeder capacity at WSS to account for additional wet weather pumping capacity and provide a reliable redundant power source from PG&E, and replacement of the existing odor control units at the WSS with dilution ventilation fans and ducting.

Program: Oceanside Plant (OSP) Improvements	Project Status: Construction	Environmental Status: Completed (CatEx)
Project Cost:		Project Schedule:
Approved  \$87.80 M	Approved Jun-13  Dec-24	
Forecast  \$89.30 M	Forecast Jun-13  Dec-24	
Actual  \$22.60 M	Project Percent Complete: 25.7%	
		

Key Milestones:	Environmental** Approval	Bid+ Advertisement	Construction NTP+	Construction+ Final Completion
Current Forecast	(A) 06/13/13✓ (B) 04/20/17✓	05/06/14✓ 09/08/20✓	10/15/14✓ 04/19/21✓	03/27/17✓ 02/02/24

+ Project includes multiple construction contracts.

(A) WW-572R Westside Pump Station Discharge Pipe Manifold Upgrade; (B) WW-645 Westside Pump Station Reliability Improvements

** The Environmental Approval for Contract A - Westside Pump Station Discharge Pipe Manifold Upgrade was achieved in Project CWWRNRTF47. The Environmental Approval for Contract B - Westside Pump Station Reliability Improvements is shown in the above table.

Progress and Status:

(A) WW-572R WSS Discharge Pipe Manifold Upgrade contract closeout has been completed.

(B) WW-645R Westside Pump Station Reliability Improvements contract construction phase activities continue. During this reporting period, the Contractor has formed, poured cast-in-place concrete and stripped forms for the new East retaining wall on site and concurrently installing new underground utilities associated with the new electrical building as of early December 2021. The concrete floor slab placement for the new Electrical Building is targeted for January 2022.

Issues and Challenges:

At the instruction of the SFPUC Power Enterprise, the project team has resubmitted power service application to PG&E in August 2021 and awaits PG&E review response. The project team continues to closely track PG&E power service application review progress through Power Enterprise liaisons and continue to evaluate mitigations to potential construction progress delays associated with PG&E power service.

The cost variance is due to the rent associated with real









Placement of concrete for the East retaining wall on site in November 2021

estate license agreement with San Francisco Zoo for project staging area.

I. SSIP Quarterly Report

10029737 - OSP Digester Gas Utilization Upgrade

Description: In this project, the gas storage vessel and digester gas conditioning equipment will be replaced. The existing cogeneration Internal-Combustion units (IC engines) and controls will also be replaced. Other improvements include providing an ancillary exhaust gas conditioning and heat exchanger systems to comply with regulatory air board requirements. Improved reliability and redundancy of hot water and electrical energy production systems, as well as, ventilation upgrades will maximize process efficiency within the energy recovery building. The electrical gear at Sub-Station No. 5 will be replaced to provide parallel electrical gear and power system reliability. A 500 kw standby diesel generator and diesel fuel storage system will also be provided for electrical redundancy of critical plant electrical loads.

Program: Oceanside Plant (OSP) Improvements	Project Status: Construction	Environmental Status: Completed (CatEx)
Project Cost:		Project Schedule:
Approved 	\$54.39 M	Approved Oct-13  Sep-22
Forecast 	\$55.58 M	Forecast Oct-13  Apr-24
Actual 	\$30.05 M	Project Percent Complete: 38.3%
		

Key Milestones:	Environmental+ Approval	Bid+ Advertisement	Construction NTP+	Construction+ Final Completion
Current Forecast	06/14/17✓	04/25/18✓	11/26/18✓	06/01/23

+ The key milestone dates reflect the main construction contract for this project (WW-639 Oceanside Water Pollution Control Plant Digester Gas Utilization Upgrade)

Progress and Status:

WW-639 Oceanside Water Pollution Control Plant Digester Gas Utilization Upgrade contract construction phase activities continue. During this reporting period, the Contractor substantially completed the OSP741 digester gas holder tank assembly, and is targeting a punchlist walk-thru of the tank assembly in January 2022.

Issues and Challenges:








The project team continues to coordinate with PG&E in order to comply with electrical inter-connection agreement requirements to obtain necessary permits. The Contractor commenced selective demolition within the Building 800 area and damaged an unforeseen critical fiber optic cable embedded in concrete necessary to maintain process operations in the area of the plant that may impact the overall construction critical path of the project. Additionally, there are large equipment deliveries associated with the Building 800 new switchgear that is experiencing global supply chain delays. The City and Contractor are monitoring the equipment deliveries and evaluating mitigations to the construction critical path where possible. The Contractor continues to prepare key electrical submittals with site specific electrical data and coordination with PG&E remains on-going.



As of September 2021, the Contractor prepared a temporary enclosure on site, surface prepared and coated the new 741 digester gas holder roof assembly.

10036398 - OSP Condition Improvement Projects - Part 2

Description: The OSP Condition Assessment Repairs project will include major improvements to the plant, aimed to address the reliability of existing assets that have deteriorated over the years. This project includes planning, design and environmental review of improvements to address the age, deterioration and reliability of existing assets at OSP that are not specifically included in the other SSIP projects. This project includes rehabilitation of building structures, rehabilitation or replacement of mechanical and electrical equipment, and seismic retrofit of process tanks and buildings. Improvements focus on maintaining operational reliability and extending the service life of buildings that are required to remain in operation for 30 years or more.

Program: Oceanside Plant (OSP) Improvements	Project Status: Planning	Environmental Status: Active (Various)
Project Cost:		Project Schedule:
Approved  \$105.10 M	Approved Jan-21  Jul-29	
Forecast  \$105.10 M	Forecast Mar-18  Jul-29	
Actual \$0.29 M	Project Percent Complete: 0.5%	
 Approved;  Actual Cost;  Forecast		

Key Milestones:	Environmental+ Approval	Bid+ Advertisement	Construction NTP+	Construction+ Final Completion
Current Forecast	(A) 12/01/23	03/18/24	08/12/24	08/12/26
	(B) 10/31/24	01/31/25	07/02/25	07/02/27
	(C) 04/15/25	07/30/25	01/06/26	01/06/28
	(D) 03/17/26	07/06/26	01/04/27	12/29/28
	(E) 10/19/20✓	09/22/21✓	05/02/22	05/02/23
	(F) 03/03/18✓	03/22/22	08/30/22	08/29/24
	(G) 12/14/21✓	N/A	N/A	N/A

+ Project includes multiple construction contracts.

Progress and Status:

(A) OSP 620 Digestion H&S, Mech Improvements, OSP800 Mech Improvements: SFPW Engineering is targeting to kick-off planning phase of OSP 620 basement health & safety and mechanical improvements focusing on sump pump system replacements, elevator modernization and other mechanical system improvements in the area in January 2022.

(B) OSP 011 Polymer & Ferric Chloride Replacement: Subscope not initiated.

(C) OSP 042 Primary Clarifiers Structural and Mechanical Improvements: Subscope not initiated.

(D) OSP 200 Aeration Tanks Structural and Mechanical Improvements: Subscope not initiated.

(E) WW-648 OSP Building 042 Primary Clarifier Improvements: The project will fund the Construction Contract WW-648 Oceanside Water Pollution Control Plant Building 042 Primary Clarifier Improvements. The contract was advertised in September and three (3) bids were received in October 2021. The SFPUC is evaluating the bids and targets award in February 2022.

(F) WW-669 OSP Building 011 Grit Classifier & Preliminary Influent Slide Gate System Improvements: The project will fund the Construction Phase of Contract WW-669 Oceanside Water Pollution Control Plant Building 011 Grit Classifier, Primary Influent Slide Gate and Building 042 Butterfly Valve Improvements. The contract completed the 95% presentation in December 2021.

(G) JOC 53R3-15 OSP UPS Assembly Replacements: WWE Engineering has assembled contract documents to replace four (4) Uninterruptable Power Supply (UPS) systems. The equipment purchase order was completed October 2021, and equipment delivery and installation is expected by Summer 2022.






Issues and Challenges:

None at this time.

I. SSIP Quarterly Report

10037777 - OSP & WSPS Security Enhancements

Description: The project involves the following security upgrades: Upgrading card readers and door contacts at all perimeter doors and ensuring proper operation Replacing and furnishing gate and gate operator including structural support, electrical power and controls Adding protective cages around outdoor chemical and electrical equipment, including an allowance for replacing/repairing the existing perimeter fence and fence support as needed Furnishing, installing, and configuring servers for video recording, management and analytics Configuring security fiber optic connectivity and adding video camera units and local recording Establishing prune landscaping, adding new security signage, and upgrading lighting to dusk-activated LED lighting Adding interior presence sensing connected to an intrusion detection panel and alarming to security.

Program: Oceanside Plant (OSP) Improvements	Project Status: Planning	Environmental Status: Not Initiated
Project Cost:		Project Schedule:
Approved 	\$7.16 M	Approved Jul-21  Jun-25
Forecast 	\$13.78 M	Forecast Aug-21  Jun-26
Actual	\$0.02 M	Project Percent Complete: 3.5%
		

Key Milestones:	Environmental Approval	Bid Advertisement	Construction NTP	Construction Final Completion
Current Forecast	TBD	02/23/24	08/22/24	11/19/25

Progress and Status:

The consultant submitted their task order proposal for review. The project team is reviewing the proposal scope of work and budget. Once all review comments are received, the project team will meet with the consultant to discuss and finalize.

Issues and Challenges:







Project team is forecasting increase in schedule due to additional time required to provide appropriate planning and design and also increase in cost due to escalation in construction cost and increase in workplan estimates.



Project Site

10026822 - North Shore Pump Station Wet Weather Improvements

Description: The purpose-of this project is to provide redundant effluent pumping capacity at North Shore Pump Station (NSS) during wet weather. This project will replace existing four (4) dry weather pumps with larger capacity units so that 3 of the 4 pumps are capable of pumping 75 MGD during wet weather. The project also includes upgrades to the motor control centers (MCCs) and distributed control system (DCS). The implementation of this project will ensure reliable and efficient operation in keeping with the LOS and maintain regulatory compliance.

Program: North Point Facility (NPF) Improvements	Project Status: Construction	Environmental Status: Completed (CatEx)
Project Cost:		Project Schedule:
Approved 	\$55.00 M	Approved Aug-13  Dec-23
Forecast 	\$55.00 M	Forecast Aug-13  Dec-23
Actual 	\$11.66 M	Project Percent Complete: 26.5%
		

Key Milestones:	Environmental Approval	Bid Advertisement	Construction NTP	Construction Final Completion
Current Forecast	10/13/17✓	06/14/19✓ - 10/08/20 ✓	04/19/21✓	05/08/23

Progress and Status:

Contractor completed several scopes of work including new roofing on North Shore Station, monorail installation at the barscreen room, temporary Ferrous Chloride tank and metering pumps. Barscreen equipment has been delivered, pending installation. Various ongoing work including supply and exhaust fan installation.

Issues and Challenges:

SEP 930 work may be delayed due to universal power supply (UPS) equipment availability. Elevator work is pending detailed coordination with WWE.








Monorail installation at barscreen room

I. SSIP Quarterly Report

10038353 - NPF DCS Upgrades (Construction)

Description: This project will replace the aging control system infrastructure at NPF as the existing DCS equipment are obsolete. The needed upgrades include converting all existing DCS control systems to Emerson-based systems as specified by the Facility-Wide DCS Control Upgrades Project, and upgrades to the aging control panels, annunciator panels, sensors, disconnect switches, bare grounding wiring and control devices. The DCS supplier will provide the following design services: Network configuration and architecture design; Equipment location and layout design; DCS panel layouts and wiring diagrams; Loop drawing development; Control narrative development support; Human Machine Interface (HMI) screen standards development; DCS application software development. The DCS supplier will provide the following equipment: Process control module panels; Remote I/O (RIO) panels; Server equipment and racks; Main fiber distribution rack panels; Marshalling panels or "B" panels; Fiber optic patch panels and terminal panel; Network switches and routers.

Program: North Point Facility (NPF) Improvements	Project Status: Construction	Environmental Status: Not Applicable
Project Cost:		Project Schedule:
Approved 	\$11.07 M	Approved Jul-21  Sep-27
Forecast 	\$11.07 M	Forecast Nov-21  Dec-27
Actual	\$0.00 M	Project Percent Complete: 0.5%
		

Key Milestones:	Environmental** Approval	Bid+ Advertisement	Construction NTP+	Construction+ Final Completion
Current Forecast	N/A	N/A	11/01/21✓	06/30/27

** BEM has determined upgrades to the DCS Controls involves primarily computer hardware and software which do not fall within the definition of a "project" under CEQA because there would be no physical change in the environment.

+ The project delivery method for this project is Progressive Design-Build with pre-design/design components.

Construction NTP represents start of fabrication/manufacturing

Progress and Status:

DCS hardware and software manufacturing for North Shore Pump Station has been initiated in support of SSIP contract WW-685R North Shore Pump Station Wet Weather Improvements. Coordination with the WW-685R team is also ongoing.

Issues and Challenges:

The project schedule variance is due to the initiation timing of the North Shore DCS Manufacturing phase to meet the needs of the WW-685R construction contract. This SSIP project does not have preconstruction scope. It covers manufacturing, installation, and other DCS construction type of work at North Shore facilities.









North Shore Site Visit: Dry Weather Pump Variable Frequency Drive (VFD)

10034718 - Large Sewer Condition Assessment and Improvements

Description: This is a collection of sewer improvement projects that will rehabilitate and/or replace Large Diameter Sewers (sewers greater than 36-inches in diameter or equivalent diameter) that has been prioritized using Collection System Asset Management Program (CSAMP) data with the highest risk level for failure. These set of projects (or subprojects) were identified from the efforts of SSIP Phase 1 projects, CWWSIPCSSR02 - Collection System Condition Assessment.

Included is one subproject to construct an intertie to convey combined sewage between the existing 66-inch diameter Channel Force Main to the Islais Creek Transport/Storage Box.

Program: Interceptors / Tunnels and Odor Control	Project Status: Design	Environmental Status: Active (Various)
Project Cost:		Project Schedule:
Approved  \$96.52 M	Approved Aug-19  Dec-26	
Forecast  \$114.59 M	Forecast Aug-19  Dec-26	
Actual  \$6.03 M	Project Percent Complete: 8.3%	
		

Key Milestones:	Environmental+ Approval	Bid+ Advertisement	Construction NTP+	Construction+ Final Completion
Current Forecast	(A) 03/25/22	06/09/22	11/07/22	06/08/26
	(B) 08/06/20✓	01/19/21✓	08/30/21✓	09/23/22
	(C) 08/11/21✓	07/05/22	11/28/22	02/08/24
	(D) 03/23/21✓	08/11/22	01/19/23	01/22/24
	(E) 05/11/22	06/14/22	11/01/22	12/26/23
	(F) 08/15/22	08/25/22	02/06/23	03/06/24
	(G) 06/22/21✓	N/A*	01/12/22	06/10/24
	(H) 04/19/23	05/19/23	10/19/23	11/22/24
	(I) 09/21/23	01/03/24	N/A**	N/A**
	(J) TBD	TBD	N/A**	N/A**

+For a complete list of each contract please refer to the Project Description in the Appendices.

*SF Public Works is the project lead and contracting authority.

**Construction Phase for subprojects (I) and (J) will be funded through the Collection Systems R&R Program.

Progress and Status:

Subproject (A): Project team is proceeding towards 95% design.

Subproject (B): Construction commences with submittal reviews and video inspection activities. Holiday Moratorium was also observed during this quarter.

Subproject (C): 95% Design is delayed to resolve utility conflicts.

Subproject (D): Project team is proceeding towards 95% design, which has been delayed to resolve utility conflicts. Design for 3.5 blocks of sewer work near Market Street has been expedited to 100% design and is proposed to be constructed in an existing sewer contract, in order to avoid construction conflicts with Better Market Street Phase 1 contract, which anticipates starting construction in Summer/Fall 2022.

Subproject (E): Project team is proceeding towards 95%

design.

Subproject (F): Project team is proceeding towards 65% design.

Subproject (G): This is a joint-project led by Public Work, and NTP will be issued next quarter.

Subproject (H) and (I): Planning phase was initiated.

Subproject (J): Project will be initiated next quarter.

Issues and Challenges:







The project budget is increased to fund or partially fund three new subprojects (H) East SOMA, (I) Hayes Valley and (J) West SOMA Sewer Improvements. The overall schedule is maintained, as the new subprojects would be completed within the overall project duration.

I. SSIP Quarterly Report

10033745 - Mission Street, 16th to Cesar Chavez Streets, Brick Sewer Rehabilitation

Description: Based on the outcome from SSIP Project CWWSIPCSSR02, Collection System Assessment, “Mission Street, 16th to Cesar Chavez, Brick Sewer Rehabilitation” (Mission BSR), and “New Montgomery Brick Sewer Rehabilitation” (NM BSR) projects were identified. The planning work for Mission BSR was completed with CWWSIPCSSR02, and the planning work for NM BSR was completed in this project. The remaining project phases for Mission BSR are included in this project. Other large-diameter sewer improvement projects will be implemented with other capital projects, such as Project No. 10034718.

The purpose of this proposed project is to rehabilitate the certain existing main sewers located on Mission Street (between 16th and Cesar Chavez Streets). This proposed project includes design, right-of-way, environmental, bid and award, construction and closeout phases to rehabilitate approximately 5,000 linear-feet of the large-diameter sewers, located on Mission Street, between 16th and Cesar Chavez Streets, utilizing trenchless rehabilitation methods (cured-in-place liner, spray-mortaring or slip-lining).

Program: Interceptors / Tunnels and Odor Control	Project Status: Construction	Environmental Status: Completed (StatEx)
Project Cost:		Project Schedule:
Approved 	\$9.87 M	Approved Jul-18  Nov-22
Forecast 	\$8.86 M	Forecast Jul-18  Nov-22
Actual 	\$6.75 M	Project Percent Complete: 78.3%
		

Key Milestones:	Environmental Approval	Bid Advertisement	Construction NTP	Construction Final Completion
Current Forecast	12/02/19✓	05/14/20✓	11/30/20✓	01/12/22

Progress and Status:

During this quarter, contract WW-703, Mission, 16th to Cesar Chavez Streets, Brick Sewer Rehabilitation, has reached substantial completion in November 2021. The final completion is anticipated in the upcoming quarter and it is not anticipated to affect the project completion date.

Issues and Challenges:







None at this time.



Paving at intersection of 20th and Mission completed after EFWS relocation work

10002652 - Kansas and Marin Streets Sewer Improvements

Description: The purpose of the Kansas and Marin Streets Sewer Improvements is to address the SSIP Level of Service (LOS) goals of managing stormwater from a statistically derived storm lasting 3-hours, with a total of 1.3-inches of rainfall and defined peak rainfall intensity (5-year 3-hour, LOS storm). The proposed project includes planning, environmental review, right-of-way, design, construction and closeout phases and assumes the following scope of work: Approximately 900 linear feet of 8-foot diameter tunnel installed using micro-tunnel boring machine (MTBM) construction method through SFPW’s Maintenance Yard; Two new reinforced concrete junction structures (including angled access manhole structures) to connect with the existing sewers, and design and construct surface restoration improvements associated with project completion.

Program: Interceptors / Tunnels and Odor Control	Project Status: Design	Environmental Status: Completed (CatEx)**
Project Cost:		Project Schedule:
Approved 	\$28.38 M	Approved Jun-13  Dec-23
Forecast 	\$30.00 M	Forecast Jun-13  Aug-24
Actual 	\$4.10 M	Project Percent Complete: 15.7%
		

Key Milestones:	Environmental** Approval	Bid Advertisement	Construction NTP	Construction Final Completion
Current Forecast	07/23/19✓	N/A	11/23/22	03/05/24

**Environmental approval (CatEx) was previously obtained for a sewer alignment located under private property, but project team was unsuccessful in negotiating the easement. In 2016, the project was re-baselined with a new sewer tunnel alignment, which is the Revised Project that is reflected in the current CEQA (CatEx) document.

Progress and Status:

During this quarter, the project team evaluated the applications for DB-131 Request for Qualifications and were unable to qualify any applicants due to a lack of the required relevant experience. There is also a known deviation between the project’s original pre-SSIP design criteria and the current SSIP LOS design criteria which may have a significant effect on scope. Based on these two issues, the project team is currently evaluating the potential impacts to scope, cost and schedule.

Issues and Challenges:

The RFQ package took longer than anticipated due to resource issues and the complexity of the design-build contract. These delays have impacted the overall schedule because this RFQ advertisement is currently on the critical path. Based on the ongoing resource issues, the project team is also forecasting a longer schedule for the RFP advertisement and has added additional time for project closeout. The project is also forecasting an increase in cost due to higher construction cost escalation rates, which have increased overall construction costs.









Kansas and Marin Micro-Tunnel Boring Machine Receiving Area

I. SSIP Quarterly Report

10002760 - Cargo Way Sewer Box Odor Reduction

Description: This project will install a new flush line to convey effluent flows from the existing Booster Pump Station to an existing sewer located on Cargo Way. The scope of work includes: Installation of approximately 4,000 LF of new HDPE pipe; Installation of backflow preventer at the flush line discharge; Utility coordination and relocation to make room for the flush line; Obtain CEQA approval (CatEx) and other necessary permits (such as Maher and BCDC) to implement the project; Establish MOU and agreements with SFMTA and SF Port; and Conduct public outreach to the community, including SF Port and its stakeholder.

Program: Interceptors / Tunnels and Odor Control	Project Status: Construction	Environmental Status: Completed (CatEx)		
Project Cost:		Project Schedule:		
Approved	 \$8.74 M	Approved Apr-15		Dec-22
Forecast	 \$8.74 M	Forecast Apr-15		Dec-22
Actual	 \$6.67 M	Project Percent Complete: 81.1%		
				
Key Milestones:	Environmental Approval	Bid Advertisement	Construction NTP	Construction Final Completion
Current Forecast	07/23/19✓	11/18/19✓	07/14/20✓	04/26/22

Progress and Status:

During this quarter, construction continues for Contract WW-696, Cargo Way Flushline, and team continues to coordinate with other contract work within the vicinity for final paving and remaining contract work. Due to the additional time needed for handling and disposal of soil and groundwater, as well as, a delay in the custom-made valve for the final connection at the Islais Creek Booster Pump Station; the final completion of the contract is delayed and anticipated by end of April 2022, with no affect to the project completion date.

Issues and Challenges:

None at this time.









Manhole Installation

10033106 - Geary BRT Sewer Improvements Phase 2

Description: SFMTA is implementing the Geary Bus Rapid Transit (BRT) Program and SFPUC will be a partner to replace/upgrade sewers along the Geary Corridor. Any sewer work required, whether it is sewer relocation, sewer rehabilitation or sewer replacement, will be undertaken as part of SFMTA’s project.

SFPW has started the pre-planning effort in determining sewers that may need replacement due to age and/or condition. Approximately 2.2 miles of sewers on this Geary corridor, from Stanyan Street to 34th Avenue (Phase 2 of the BRT Program), and on nearby cross streets, have been identified as possibly needing replacement. The weighted average age of these sewers is 74 years.

Program: Interdepartmental Projects	Project Status: Planning	Environmental Status: Not Initiated
Project Cost:		Project Schedule:
Approved 	\$2.00 M	Approved Mar-18  Dec-23
Forecast 	\$2.00 M	Forecast Mar-18  Jun-23
Actual 	\$0.05 M	Project Percent Complete: 2.4%
		

Key Milestones:	Environmental** Approval	Bid+ Advertisement	Construction NTP+	Construction+ Final Completion
Current Forecast	01/05/23	N/A	N/A	N/A

+ All construction related activities will be completed under Phase 2 of SSIP.

** SFMTA is the project lead. The San Francisco County Transportation Authority (SFCTA) prepared the CEQA approval, except for the sewer and water scopes, which will be completed separately by SFPUC.

Progress and Status:

After SFMTA indicated that they will restarting the design effort for Geary BRT Phase 2 in 2022, SFPUC Management agreed to implement a separate utility contract in advance of SFMTA’s surface contract. This project provides only the pre-construction funding and construction funds are included in a separate and future project. During this quarter, a PM has been assigned.

The overall project completion is showing an early completion because design is forecast to start earlier.







Issues and Challenges:

None at this time.

I. SSIP Quarterly Report

10002664 - Van Ness BRT Sewer Improvements

Description: The scope of sewer work includes the following: Construct approximately 20,000 LF of 12-inch to 54-inch diameter VCP and RCP sewers or HDPE sewers in steel casing between Mission Street and Lombard Street for a twin sewerage system along the entire corridor; Construct 187 concrete manholes along the new sewer alignment; Repair, replace, or construct approximately 2,215 LF of 6-inch or 8-inch side sewers and connect to the newly constructed main sewer; Construct 80 new concrete catch basins to ensure proper overland flow drainage around the proposed platforms and bulb-outs; Install 121 new cast iron water traps for existing catch basins to remain where connections to new main sewers are necessary; Construct approximately 2,200 LF of 10-inch diameter VCP culverts for new catch basins; Inspect newly constructed main sewers, side sewers and culverts by closed-circuit television (CCTV); Plug and fill to abandon approximately 1,800 LF of existing sewers where sewers are to be relocated.

Program: Interdepartmental Projects	Project Status: Construction	Environmental Status: Completed (EIR)
Project Cost:		Project Schedule:
Approved 	\$25.00 M	Approved Oct-13  Dec-21
Forecast 	\$25.00 M	Forecast Oct-13  Jun-23
Actual 	\$20.78 M	Project Percent Complete: 77.9%
		

Key Milestones:	Environmental** Approval	Bid Advertisement	Construction NTP***	Construction Final Completion
Current Forecast	See Note	N/A	01/16/18✓	06/30/22

** The San Francisco County Transportation Authority (SFCTA) and the Federal Transit Administration (FTA) completed an EIR/EIS for the Van Ness BRT project (NOD filed on September 13, 2013). SFMTA is the project lead and contracting authority. SFCTA prepared an EIR for CEQA approval, which includes the SFPUC funded sewer improvement.

*** CMGC contract was awarded by SFMTA and NTP was given to Walsh Construction on October 27, 2016. NTP for the sewer work was obtained on January 16, 2018.

Progress and Status:

In the previous quarter, SC date for the overall contract was anticipated in this quarter, but is now targeted for Spring 2022. If the SC date continues to slip, the FC date would likely be delayed. Claim negotiations, related to schedule delays and differing site conditions, continue between SFMTA and the contractor. The delay in the SC date and time needed to resolve outstanding claims will continue to impact the project budget and schedule.

Issues and Challenges:

Delay in the SC date and claims negotiations, as noted above, continues to be a concern.






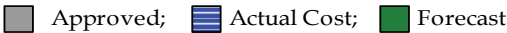


Sewer completion along Van Ness

10002667 - Better Market Street Sewer Improvements - Phase 1

Description: In line with SSIP’s strategy to work with other City and County agencies on projects they initiated to protect value and function of wastewater facilities, SFPUC partnered with SFMTA and SFPW in the Better Market Street (BMS) State of Good Repair Program. This interdepartmental project will replace aging sewers. The SSIP will participate in this Program with the replacement of most of the sewers in Market Street, many of which are made of bricks and are over 100 years old in Market Street.

This project will consist of three blocks project on Market Street between 5th Street and 8th Street.

Program: Interdepartmental Projects	Project Status: Design	Environmental Status: Completed (EIR)
Project Cost:		Project Schedule:
Approved 	\$15.00 M	Approved Jan-14  Sep-24
Forecast 	\$15.00 M	Forecast Jan-14  Oct-28
Actual 	\$1.81 M	Project Percent Complete: 16.2%
		

Key Milestones:	Environmental** Approval	Bid Advertisement	Construction NTP	Construction Final Completion
Current Forecast	10/18/19✓	01/15/25	08/04/25	02/26/27

** SFPW is the project lead and contracting authority. They have received CEQA approval in 12/19, including SFPUC funded sewer improvements.

Progress and Status:

SFPUC’s proposed water and sewer scopes of work were deleted from BMS Phase 1 Contract per the request of SFMTA and SFPW. SFPUC’s sewer and water work on Market Street, between 5th to 7th Streets, are anticipated to be included in a future BMS contract (BMS Contract 2). In the next quarter, SFPW and SFMTA plan to re-initiate the planning effort for BMS Contract 2 and SFPUC staff will be engaging in this planning effort.

Issues and Challenges:

BMS Phase 1 Contract (led by SFPW) is proceeding without SFPUC’s proposed water and sewer work. The schedule delay reflects the proposed water and sewer work that are postponed to be included in future BMS Contract 2.









Better Market Street – Rendering of proposed project

I. SSIP Quarterly Report

10002670 - Geary BRT Sewer Improvements Phase 1

Description: SFMTA is implementing the Geary Bus Rapid Transit (BRT) Program and SFPUC will be a partner to replace/upgrade sewers along the Geary Corridor. SFPUC had previously determined to separately implement the required sewer rehabilitation and/or sewer replacement as a SFPUC contract.

This project includes replacement or rehabilitation of existing 6-inch to 18-inch diameter circular sewers and 3-foot by 5-foot non-circular egg-shaped brick sewers. Approximately 1.5 miles of sewers along this corridor, on Geary Boulevard from Franklin to Masonic (Phase 1 of the BRT Program), and on nearby cross streets, have been identified as possibly needing replacement. The weighted average age of these sewers is 78 years. Cost information provided below is based on the net present value of the initial screening and will change once project proceeds to design phase.

Program: Interdepartmental Projects	Project Status: Construction	Environmental Status: Completed (CatEx)
Project Cost:		Project Schedule:
Approved 	\$12.90 M	Approved Jan-14  Jul-21
Forecast 	\$11.32 M	Forecast Jan-14  Dec-22
Actual 	\$10.64 M	Project Percent Complete: 97.7%
		

Key Milestones:	Environmental** Approval	Bid+ Advertisement	Construction NTP+	Construction+ Final Completion
Current Forecast	04/17/17✓	(A) 03/21/18✓ (B) N/A	01/07/19✓ 02/19/20✓	01/25/21✓ 01/21/22

+ Project has 2 construction contracts: WW-674R and Geary Rapid West Surface.

** SFMTA is the project lead. The San Francisco County Transportation Authority (SFCTA) prepared the CEQA approval, except for the sewer and water scopes, which were separately completed by SFPUC.

Progress and Status:

WW-674R: Closeout activities continue.

Geary Rapid West Surface Contract: The sewer scope was completed in March 2021, with contract SC in September 2021.

Issues and Challenges:

The project completion has been extended due to the delays to the FC of the Geary West Surface contract.









Geary Rapid Project Ribbon Cutting Ceremony

10002776 - Taraval Sewer Improvements

Description: SFMTA is implementing the L Taraval Transit Improvements Program and SFPUC will be a partner to replace/upgrade sewers along the Taraval Corridor. Any sewer work required, whether it is sewer relocation, sewer rehabilitation or sewer replacement, will be undertaken as part of SFMTA’s project.

The scope of the sewer work includes replacing approximately 19,000 LF of 12-inch to 36-inch diameter iron stone pipe (ISP), vitrified clay pipe (VCP), reinforced concrete pipe (RCP), or concrete sewers along Taraval Street between 15th Avenue and 46th Avenue, and Ulloa Street between Forest Side Avenue and 15th Avenue for a twin sewerage system.

Program: Interdepartmental Projects	Project Status: Construction	Environmental Status: Completed (CatEx)
Project Cost:		Project Schedule:
Approved 	\$34.69 M	Approved Mar-16  Dec-23
Forecast 	\$34.50 M	Forecast Mar-16  Jul-25
Actual 	\$9.68 M	Project Percent Complete: 28.5%
		

Key Milestones:	Environmental** Approval	Bid*** Advertisement	Construction NTP+	Construction+ Final Completion
Current Forecast	(A) 04/17/17✓ (B) 04/17/17✓	10/02/18✓ 01/21/21✓	07/01/19✓ 12/01/21✓	07/02/21✓ 08/16/24

+ Segment A (SF Zoo to Sunset Blvd – No 1306) and Segment B (Sunset Blvd to West Portal – No 1308)

** SFMTA is the project lead and contracting authority. The San Francisco County Transportation Authority (SFCTA) prepared the CEQA approval, except for the sewer and water scopes, which were separately completed by SFPUC.

*** Segment B was originally advertised on June 20, 2019 with bid opening held on September 12, 2019 and was re-bid on January 21, 2021.

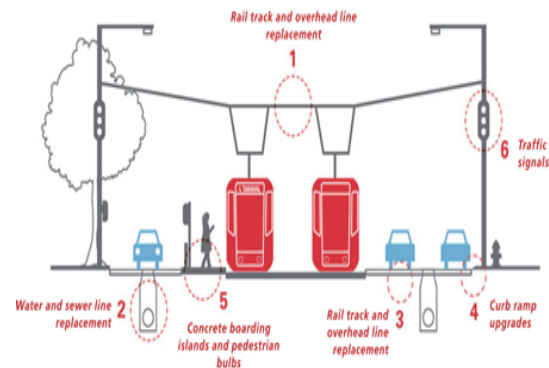
Progress and Status:

The Segment A Contract: Reached SC on March 2021 and FC in July 2021.

The Segment B Contract: Contract was awarded in October 2021 and NTP was issued on December 1, 2021. Staff will be seeking approval from the Commission to authorize the GM to negotiate and finalize the cost-sharing MOU between SFPUC and SFMTA.

Issues and Challenges:

The project completion has been extended to show revised duration for Segment B construction.









Cross Section Rendering of Taraval Improvement Project

I. SSIP Quarterly Report

10002419 - Force Main Rehab at Embarcadero and Jackson Streets

Description: This project consists of: Rehabilitate approximately 190 LF of the NSFМ that is located outside the Jackson Street Transport/Storage Box (JST) by installing a 28-inch outside diameter, DR26 HDPE pipe; Replace approximately 50 LF of the NSFМ that is located outside the JST and underneath the Jackson combined sewer discharge; Construction of a valve, valve-vault and associated mechanical/electrical controls to allow WVE Operations to direct combined sewage flows to either the NSCFM or to the existing NSFМ; Establish a Memorandum of Understanding and agreements with SF Port and the Port's tenant for the temporary construction and permanent O&M easement for the NSFМ asset; Obtain CEQA approval (Mitigated Negative Declaration - MND) for the project; Perform public outreach to the community, including stakeholders along SF Port's waterfront area; Implement bike lane detour; Mitigate unforeseen site conditions; and Relocate utility conflicts.

Program: Pump Stations and Forcemain Improvements	Project Status: Construction	Environmental Status: Completed (MPM)
Project Cost:		Project Schedule:
Approved  \$11.01 M	Approved Jul-14  Sep-22	
Forecast  \$11.01 M	Forecast Jul-14  Sep-22	
Actual  \$8.55 M	Project Percent Complete: 83.7%	
		

Key Milestones:	Environmental Approval	Bid** Advertisement	Construction NTP	Construction Final Completion
Current Forecast	08/16/16✓	08/06/19✓	06/01/20✓	02/22/22

** Contract was originally advertised on 5/15/17 and will be re-bid after the field investigations are completed under CWW/SIP/SSR09.

Progress and Status:

During this quarter, construction continues with start-up and testing of equipment. In the next quarter, we anticipate connecting the new force main to the existing North Shore Force Main, weather permitting.

Issues and Challenges:







None at this time.



Grouting of new pipe at new underground concrete pipe

10026828 - Mariposa Dry-Weather Pump Station & Force Main Improvements

Description: The proposed project consists of the following: Increase the dry weather pump capacity to handle a peak flow rate of 5.0 MGD; Demolish existing pump station building, underground structure, wet well, electrical system, and associated assets to make room for a new pump station; Obtain Art Commission approval; Obtain CEQA (CatEx) approval and other necessary permits (BCDC, Maher’s Ordinance, etc.) to construct the improvements; Construct a new pump station building, underground structures, and wet well by expanding the existing easement with SF Port; Construct new MCCs, DCS, PLC, panels, power service, and level monitoring system; Obtain permanent power supply from Power Enterprise; Replace the existing dry weather force main with a new larger diameter force main; Utility coordination and/or relocation related to the force main enlargement; Revise the existing MOU with SF Port to include additional permanent ROW needed for the new pump station (with an upfront payment for the 66-year lease); and Conduct public outreach to the community, including SF Port and its stakeholders.

Program: Pump Stations and Force Main Improvements	Project Status: Construction	Environmental Status: Completed (CatEx)
Project Cost:		Project Schedule:
Approved 	\$31.93 M	Approved Jul-14  Dec-22
Forecast 	\$31.93 M	Forecast Jul-14  Dec-22
Actual 	\$27.61 M	Project Percent Complete: 89.0%
		

Key Milestones:	Environmental Approval	Bid Advertisement	Construction NTP	Construction Final Completion
Current Forecast	04/25/17✓	04/04/18✓	01/28/19✓	05/27/22

Progress and Status:

During this quarter, pump station construction continues to progress, and the testing and start-up plan for all the equipment continues to be performed. Functional testing has been completed for the majority of equipment, but challenges were encountered for the start-up testing of the station. The construction team continues to work together toward station commissioning and scheduling of the site restoration activities. The contract final completion is extended due to challenges encountered during start-up and commissioning including; unforeseen rainfall events, intermittent power supplies and utility connections coordination.

The construction of force main work under Contract DB-128R2 has been completed, and staff continues to negotiate construction claims with the design-builder, and work towards final completion.

Issues and Challenges:

None at this time.









Completed Mechanical Piping

I. SSIP Quarterly Report

10037251 - Seacliff No. 1 PS & FM Upgrade

Description: The purpose of this project is to replace Seacliff No. 1 PS and FM, in accordance with the Operational Reliability LOS Goal (Performance Requirements & Water Quality). This project includes planning (including condition assessment, needs identification, alternative analysis and conceptual engineering), design, right-of-way, environmental, bid and award, construction and closeout phases. Although the project scope depends on the outcome from the planning phase and scope freeze efforts, the current schedule and budget include the following assumptions and scopes of work: Replacement of pump station and wet-well at its existing location; Replacement of approximately 930 linear feet of 8-inch force main at the same alignment; Installation of a new connection from new pump station to CSD 005; Installation of flow monitoring devices for post-storm evaluation; Installation of floatable controls at the overflow structure to CSD 005; Installing a redundant pump for "n+1" redundancy during wet weather.

As the current sewer assets are partially located on Federal/GGNRA property, substantial efforts with right-of-way coordination, environmental and other permitting is required. Potential impacts from the permitting and ROW coordination will be better quantified as the project progresses.

Program: Pump Stations and Forcemain Improvements	Project Status: Planning	Environmental Status: Active (CatEx)
Project Cost:		Project Schedule:
Approved 	\$13.06 M	Approved Dec-20  Dec-29
Forecast 	\$14.68 M	Forecast Dec-20  Dec-26
Actual 	\$0.36 M	Project Percent Complete: 2.0%
		

Key Milestones:	Environmental Approval	Bid Advertisement	Construction NTP	Construction Final Completion
Current Forecast	07/11/23	12/14/23	05/13/24	11/12/25

Progress and Status:

During this quarter, the project team continued the Alternatives Analysis process and anticipate completing NAR/AAR in the upcoming quarter.

Issues and Challenges:







The forecasted project budget has increased by \$1.6M to include additional analyses and evaluation during NAR/AAR process and escalation costs. The forecasted project duration has been reduced to reflect the shortening of the design duration based on current right-of-way needs.



Seacliff Pump Station No.1

10037246 - Seacliff No. 2 PS & FM Upgrade

Description: The purpose of this project is to rehabilitate Seacliff No. 2 PS and FM, in accordance with the Operational Reliability Level-of-Service Goals (State of Good Repair). This project includes Planning (including condition assessment, needs identification, alternative analysis and conceptual engineering), for the following scope of work and assumptions: assume existing PS can be rehabilitated and upgraded to meet current building codes; replace the three submersible pumps in kind (47 horsepower pumps); replace other mechanical and process equipment, including existing crane, bubbler system, piping, valves, inlet gate and operator, water system components, and washdown pump; provide protective coating to all exposed metal piping, fittings, and valves; replace all electrical equipment; upgrade fiber optic connection; address PS security needs, including providing perimeter camera, access key box at gate, egress compliant gate hardware and level lockset or panic hardware exit devise and solid panel surrounding lock; and replace existing eight-inch force main with 16-inch force main in the same alignment.

Program: Pump Stations and Forcemain Improvements	Project Status: Planning	Environmental Status: Not Initiated
Project Cost:		Project Schedule:
Approved 	\$16.84 M	Approved Dec-20  Sep-29
Forecast 	\$19.32 M	Forecast Dec-20  Jan-28
Actual 	\$0.35 M	Project Percent Complete: 2.4%
		

Key Milestones:	Environmental Approval	Bid Advertisement	Construction NTP	Construction Final Completion
Current Forecast	04/26/23	03/25/24	07/26/24	10/26/26

Progress and Status:

During this quarter, the planning phase continues with alternative analysis and seismic evaluation of the existing building. The project schedule and budget were also updated based on updated planning efforts to date.

Issues and Challenges:

The project cost is forecasting an increase due to additional scope, and this will continue to be updated in the planning phase. The schedule of the project was reduced because right-of-way agreements are not anticipated.









Seacliff No. 2 Pump Station and the CSD 007 discharge location at Baker Beach

I. SSIP Quarterly Report

10037303 - Sunnydale PS Safety Improvements

Description: The purpose of this project is to meet the Health, Safety and Security Level-of-Service Goal. Longer-term improvements at this station are in a separate project and scheduled later in the capital improvement program. This project includes Planning (including condition assessment, needs identification, alternative analysis and conceptual engineering), Design, Right-of-Way, Environmental, Bid and Award, Construction and Closeout Phases. Although the project scope depends on the outcome of the Planning Phase, the project includes the following scope of work and assumptions: Address safety risks from groundwater intrusion; Address Security Concerns, including: Install new security signage and upgrade lighting to dusk-activated LED lighting; Upgrade card readers and door contacts at all perimeter doors; Add interior presence sensing, connected to an intrusion detection panel and alarming to security; Furnish, install and configure video recording servers, management server and analytic servers including uninterruptable power supplies; Install video camera units and local recording; Evaluate and add gas detection system; Add site lighting at egress penthouse and entrance to station.

Program: Pump Stations and Forcemain Improvements		Project Status: Planning		Environmental Status: Active	
Project Cost:			Project Schedule:		
Approved		\$5.03 M	Approved Dec-20		May-26
Forecast		\$15.54 M	Forecast Dec-20		May-26
Actual		\$0.12 M	Project Percent Complete: 0.9%		
					
Key Milestones:	Environmental Approval	Bid Advertisement	Construction NTP	Construction Final Completion	
Current Forecast	09/16/22	08/03/23	02/26/24	05/27/25	

Progress and Status:

During this quarter, the project team started drafting the combined NAR/ CER. Due to the extent of observed damages to the pump station caused by water intrusion, the project team reviewed and provided an updated preliminary estimate to cover the scope of work, and the estimate is forecast to be higher than the original estimate.

Issues and Challenges:

Based on the preliminary assessment, a higher project budget is forecast to cover the additional scope of work needed to address the health and safety issues at this pump station.









Sunnydale Pump Station

10037245 - Brannan (019) CSD Gate & Baffle Rehab

Description: Scope of work for these CSDs are based on historical performance and WWE Operations video inspection records. The butterfly discharge valve is not working properly, thus the combined flow discharge get interrupted, when valve is not opening. In addition, the flap valve at the end of is stuck in open position and the CSD lacks baffle to control the floatables.

The components of the project at Brannan Combined Sewer Discharge (CSD) involves: Improving the discharge system either by restoring the weirs and passive system or repair of mechanical system and valve and actuator; Replace the flap gate with an inline check valve or another flap gate; Install baffle for floatables control; Conduct concrete patching and repair works and repair exposed rebar; Replace the access ladder.

Program: CSD and Transport/Storage Structures		Project Status: Planning	Environmental Status: Not Initiated	
Project Cost:		Project Schedule:		
Approved		\$6.93 M	Approved Dec-20	 Aug-25
Forecast		\$7.95 M	Forecast Dec-20	 May-26
Actual		\$0.09 M	Project Percent Complete: 0.7%	
				

Key Milestones:	Environmental Approval	Bid Advertisement	Construction NTP	Construction Final Completion
Current Forecast	05/02/23	08/17/23	03/11/24	03/12/25

Progress and Status:

The project team has initiated the CER efforts this quarter.

Issues and Challenges:

The forecasted delay in project completion and the additional budget are due to anticipated added scope for backup relief weir, further tests and studies regarding the butterfly valve hydraulic lines.









Non-operational butterfly valve at Brannan CSD

I. SSIP Quarterly Report

10037244 - Baker (009) Baffle Improvements

Description: The components of the project at Baker CSD involve the following: install a baffle on the east overflow weir; repair or replace western array of valves to stop leaking; repair eastern array of valves to prevent leaking; repair or replace deteriorated metal plumbing pipes; repair minor defects including missing aggregate and infiltration in connecting sewer; and patch and coat minor exposed aggregate in former DAF chamber.

Program: CSD and Transport/Storage Structures		Project Status: Planning		Environmental Status: Not Initiated	
Project Cost:			Project Schedule:		
Approved		\$2.26 M	Approved Dec-20		Mar-24
Forecast		\$2.86 M	Forecast Dec-20		Aug-24
Actual		\$0.11 M	Project Percent Complete: 1.5%		
					
Key Milestones:	Environmental Approval	Bid Advertisement	Construction NTP	Construction Final Completion	
Current Forecast	07/01/22	10/27/22	05/18/23	11/17/23	

Progress and Status:

The draft CER report was issued this quarter and the project team has obtained approval from Technical Steering Committee to proceed to design phase.

Issues and Challenges:







The forecasted delay in project completion and the additional budget are due to additional time in planning and defining scope of this project.



Corroded Baffle support at Baker Street CSD

10002303 - Beach and Sansome Street CSD Rehabilitation

Description: Scope of work for these CSDs are based on historical performance and WWE Operations video inspection records include: (1) Beach Street CSD: cleaning and specific condition assessment of the asset; providing necessary ventilation; inspecting baffles and restoring baffle, if needed; inspecting weirs and repairing crack at the weir; repairing corroded metal ceiling; and installing a backflow prevention system and (2) Sansome Street CSD: cleaning and specific condition assessment of the asset; providing necessary ventilation; repairing necessary concrete crack and spalling, exposed rebar, and an I-beam; replacing butterfly valve seals; and installing a backflow prevention system.

Program: CSD and Transport/Storage Structures	Project Status: Construction	Environmental Status: Completed (CatEx)
Project Cost:		Project Schedule:
Approved 	\$6.00 M	Approved Mar-16  Aug-21
Forecast 	\$5.60 M	Forecast Mar-16  May-22
Actual 	\$4.79 M	Project Percent Complete: 87.4%
		

Key Milestones:	Environmental+ Approval	Bid+, ** Advertisement	Construction NTP+	Construction+ Final Completion
Current Forecast	(A) 02/16/18✓ (B) 07/06/18✓	03/01/18✓ 12/10/18✓	06/29/18✓ 06/17/19✓	12/27/18✓ 01/23/21✓

+ Project includes multiple construction contracts: (A) Beach Street (JOC-59-23, and JOC-59-29 for warranty work) and (B) Sansome Street.

**Sansome Street contract (WW-683R) was re-advertised.

Progress and Status:

(A) In this quarter, the new flap valve was installed. The observation of the function and possible leak will be done in the upcoming quarter.

(B) The work on closing the WW-683R contract continued in this quarter and is expected to be completed in the upcoming quarter.

Issues and Challenges:

The project completion is being delayed due to the delay in closing contract WW-683R and late start of JOC-59-29 extended warranty work. At award of WW-683R in 2019, the project budget was forecasted at \$4.2M. Due to change orders associated with WW-683R, the approved project budget was increased to \$6M. And now, the current forecast project budget has been reduced due to savings in the construction support costs.



Final walk-through inspection of Sansome St. CSD backflow preventer control valve







I. SSIP Quarterly Report

10002344 - CSD Backflow Prevention and Monitoring

Description: This project involves developing and implementing a CSD and conveyance monitoring plan to gather data on the salinity in the whole collection network to be able to locate potential infiltration sources in the collection system and then verify performance once improvements (implemented through SFPUC's R&R Program) have been completed. It is anticipated that the monitoring program will consist of CSD monitoring, as well as monitoring of conveyance systems (pump stations, trunk-line, and mobile sites).

The scope also includes planning, design and installation of backflow preventers at selected CSD outfalls, which may include engineering survey of CSD weir elevations and lengths. Backflow preventers will be installed in a phased and monitored approach, with the following priority CSD outfalls considered based on locations with the potential for highest inflow in the system for the same tide: CSD 17 - Jackson Street, CSD 10 - Pierce Street, and CSD 40 - Griffith Street.

The project scope will be fluid and subject to change based on monitoring results.

Program: CSD and Transport/Storage Structures		Project Status: Construction	Environmental Status: Completed (CatEx)	
Project Cost:		Project Schedule:		
Approved		\$12.04 M	Approved Jul-16	 Sep-22
Forecast		\$11.76 M	Forecast Jul-16	 Dec-22
Actual		\$7.13 M	Project Percent Complete: 77.4%	
				

Key Milestones:	Environmental+ Approval	Bid+ Advertisement	Construction NTP+	Construction+ Final Completion
Current Forecast	10/29/19✓	05/22/20✓	10/19/20✓	05/31/22

+ In addition to monitoring, this project has combined the multiple construction locations: Pierce Street and Jackson & Griffith Street to one construction contract under WW-702R.

Progress and Status:

Construction work for the Jackson CSD continued in this quarter. The backflow valves were installed in Jackson and most of the concrete repair is completed. The substantial completion is expected to be achieved in the upcoming quarter.

Issues and Challenges:







The construction completion has been delayed due to project stoppage pending permits for the work in Griffith CSD and the delay is completing Jackson. Due to December rains, the bulk head had to be removed and reinstalled, resulting in delayed construction completion. The forecast project budget has been adjusted to include savings from receiving lower than anticipated construction bid.



Inspection of walls/ceiling inside Jackson Sewer after shotcrete and the backflow valve installation

10026810 - Yosemite Green Infrastructure

Description: The upper reach of the Yosemite Creek Daylighting project would daylight the creek along a portion of the historic creek path, from Yosemite Marsh in McLaren Park to Woolsey and Hamilton Streets. This project diverts flows from the sewer using swales, vegetated channels, rain gardens, piped sections and a constructed wetland/detention basin/bio-swale system. This project is also referred to as "Upper Yosemite Creek Daylighting". This project will provide plant establishment and/or monitoring of the following GI projects, Islais Creek, Sunset, North Shore, Lake Merced, Sunnydale, Richmond, Channel and Yosemite.

Program: Early Implementation Projects	Project Status: Planning	Environmental Status: Completed (CatEx)
Project Cost:		Project Schedule:
Approved 	\$17.10 M	Approved Dec-12  Jun-26
Forecast 	\$20.79 M	Forecast Dec-12  Oct-27
Actual 	\$3.75 M	Project Percent Complete: 26.0%
		

Key Milestones:	Environmental Approval	Bid Advertisement	Construction NTP	Construction Final Completion
Current Forecast	08/15/17✓	03/06/23	08/02/23	07/03/25

Progress and Status:

Evaluation of RFP PRO.0123 – Engineering Services for Green Infrastructure proposals was completed this quarter. The San Francisco Recreation & Parks Department Commission approved the Memorandum of Understanding between the San Francisco Recreation and Park Department and the San Francisco Public Utilities Commission for the Upper Yosemite Creek Daylighting Early Implementation Project. Next quarter, the contract will proceed to the Commission for contract award and the SFPUC Commission is scheduled to approve the before mentioned MOU.

Issues and Challenges:

The procurement of design services has required more time than anticipated. Consequently, the forecast project schedule has been extended to reflect this delay. Due to delays in the start of the Design Phase, the engineer’s estimate increased, resulting in the budget variance.











Yosemite Station along Wayland Street provides outdoor educational opportunities for creek restoration and ecology.

I. SSIP Quarterly Report

10026816 - Wawona Area Stormwater Improvement Project

Description: The objective of this project is to minimize flooding at the intersection of 15th Avenue and Wawona Street and manage stormwater in the surrounding neighborhood. The intersection of 15th and Wawona has been susceptible to recurring flooding associated with moderate and heavy storms and do not meet the defined SSIP level of service (LOS). This intersection is lower in elevation than the surrounding areas and when the sewers fill to capacity in large storms, the excess stormwater runoff and manhole surcharges travel downstream and reach the intersection, resulting in ponding water on adjacent properties. This project will divert combined sewer flows from the existing sewer upstream of the intersection into a new sewer pipe on Vicente Street, extending from Wawona Street to 34th Ave.

Program: Watershed Stormwater Management	Project Status: Construction	Environmental Status: Completed (CatEx)
Project Cost:		Project Schedule:
Approved 	\$45.00 M	Approved Jul-16  Jul-24
Forecast 	\$38.90 M	Forecast Jul-16  Dec-24
Actual 	\$4.52 M	Project Percent Complete: 19.5%
 Approved;  Actual Cost;  Forecast		

Key Milestones:	Environmental Approval	Bid Advertisement	Construction NTP	Construction Final Completion
Current Forecast	06/01/20✓	10/30/20✓	07/26/21✓	03/12/24

Progress and Status:

The field work started in August 2021 primarily in the 15th and Wawona area. The contractor completed potholing and started excavating for stormwater inlets.

Issues and Challenges:







The project budget forecast is less due to the construction contract bid below the engineer's estimate. Additionally, the construction final completion and the project completion dates are delayed by 5 months due to the late finish of the Bid and Award Phase.



Preparing to install 54-inch reinforced concrete sewer pipe on Vicente Street between 33rd and 34th

10029726 - Watershed Stormwater Management (Planning Only)

Description: This project includes planning and preliminary design support for the watershed stormwater management and implementation of green infrastructure projects. This Watershed Stormwater Management Project planning effort will conduct ongoing smaller and localized watershed assessments as needed to ensure that the prioritized projects are responsive to changing neighborhood conditions and new data. Issues continuing to evolve include: changes in regulations, ordinances and codes such as the Non-potable Ordinance, drought, reductions in dry weather flow, the development of surface flooding solutions, sea level rise, emerging one water technologies and the formation of new neighborhood plans and district As a result of this work GI capital project planning will reflect the best state of knowledge about the Collection System.

Program: Watershed Stormwater Management	Project Status: Planning	Environmental Status: Not Applicable
Project Cost:		Project Schedule:
Approved 	\$9.00 M	Approved Jul-16  Jun-22
Forecast 	\$19.00 M	Forecast Jul-16  Jun-32
Actual 	\$5.21 M	Project Percent Complete: 65.1%
		

Key Milestones:	Environmental Approval	Bid Advertisement	Construction NTP	Construction Final Completion
Current Forecast	N/A	N/A	N/A	N/A

Progress and Status:

Similar to last quarter, the project team provided technical support for Flood Resilience Programmatic Strategies, green infrastructure projects and programs, and billing system upgrades. Flood resilience work included interdepartmental coordination for FEMA floodplain management/flood resilient building code modifications, development of flood elevations for the 100-Year Storm Flood Risk Map, and development of a flood resilience voluntary buyout strategy. During the current quarter, the project team coordinated with SFRPD on the Buchanan Street Mall project green infrastructure and developed urban dry creek streetscape concepts. Work on Upper Islais Creek Watershed Plan continued as the team worked on a framework to assess watershed-wide projects, programs, and policies that could achieve comparable performance to the proposed Lower Alemany Area Sewer Improvement Project.







Issues and Challenges:

The project budget was increased, and the schedule extended to provide \$1M per year for the next 10-years. Ongoing funding for green infrastructure planning efforts is necessary to respond to regulatory requirements and evolving objectives and programs associated with green infrastructure stormwater management.

I. SSIP Quarterly Report

10034553 - Green Infrastructure Grant Program (GIGP)

Description: The Green Infrastructure Grant Program (GIGP) offers grants to large public and private property owners to manage stormwater onsite and improve the performance of the collection system during wet weather. The Green Infrastructure Grant Program (GIGP) was established with several objectives: to manage stormwater using green infrastructure, to manage stormwater cost effectively, and to provide customers impacted by the anticipated stormwater cost allocation a mechanism to reduce their stormwater runoff and fees. The grant will cover the costs of design and construction of an approved stormwater management feature, such as rain gardens, permeable pavement, cisterns, and vegetated roofs. The maximum grant award is \$765,000 per acre of impervious surface managed, up to \$2 million in funding. Maintenance responsibility for the GI lies with the property owner and inspection responsibility with the SFPUC. In order for an application to be considered for funding, the project must meet minimum criteria including: managing stormwater runoff from a minimum impervious area of 0.5 acres; capturing the 90th percentile storm (0.75-inch depth) with the proposed green infrastructure features; and providing co-benefits to the community. The SFPUC has allocated \$25M from FY18 – FY27 for the program. The program will be administered by the SFPUC Wastewater Enterprise with project management support from the Infrastructure Division.

Program: Watershed Stormwater Management	Project Status: Construction	Environmental Status: Not Applicable
Project Cost:		Project Schedule:
Approved 	\$25.00 M	Approved Jul-18  Jun-29
Forecast 	\$61.32 M	Forecast Jul-18  Jun-33
Actual 	\$2.65 M	Project Percent Complete: 6.7%
		

Key Milestones:	Environmental Approval	Bid Advertisement	Construction NTP	Construction Final Completion
Current Forecast	N/A	N/A	N/A	N/A

Progress and Status:

During the fourth quarter of 2021, no new Green Infrastructure Grant applications were received. No new projects were awarded Green Infrastructure Grants during the fourth quarter. Two awarded projects, St. Thomas More School and Lycee Francais SF Ortega Campus continued project design during the fourth quarter. The SFPUC technical assistance team continued to perform socially distanced site visits, completing two new site visits during the fourth quarter.

Issues and Challenges:







The PUC WVE has identified the Green Infrastructure Grant Program as a cost-effective tool to increase the volume of stormwater managed by green infrastructure in San Francisco. The increase to the project schedule and budget variance reflects the WVE's commitment to maximize the impact of green infrastructure stormwater management via grants to private parcel owners in San Francisco.



Concept Plan for St. Thomas Moore Greek Orthodox Church

10029730 - Operational Decision System Phase 2

Description: This project would integrate available data in the collection system (levels, flows, pump status, etc.) with rainfall prediction data (from National Oceanic and Atmospheric Administration). The rainfall prediction data will be coupled with WWE’s collection system hydraulic model to project the likely impact of approaching storms and generate specific operational recommendations for managing flows. Phase 2 builds upon Phase 1 (CWWSIPFCRP02) for a citywide installation.

Program: Advanced Rainfall and Operation Decision System	Project Status: Construction	Environmental Status: Not Applicable
Project Cost:		Project Schedule:
Approved  \$6.72 M	Approved Feb-17  Sep-25	
Forecast  \$6.72 M	Forecast Feb-17  Sep-25	
Actual  \$3.60 M	Project Percent Complete: 56.9%	
		

Key Milestones:	Environmental Approval	Bid+ Advertisement	Construction NTP+	Construction+ Final Completion
Current Forecast	N/A	12/18/17✓	02/22/18✓	06/30/25

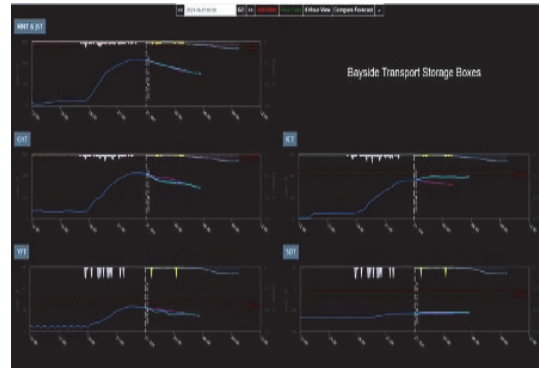
+This is a software development project. NTP represents the date of award for software development agreement.

Progress and Status:

The project team's effort to deploy the ODS database on cloud is ongoing. Significant wet weather data was collected during this reporting period.

Issues and Challenges:

None at this time.









One of the Operational Decision System screens

I. SSIP Quarterly Report

10034360 - Lower Alemany Area Stormwater Improvement Project

Description: The Lower Alemany area surrounding the US 101 and I-280 interchange has been susceptible to recurring flooding associated with moderate and heavy storms and do not meet the defined SSIP level of service (LOS). The primary objective of the Lower Alemany Area Stormwater Improvement Project is to address the SSIP LOS goals of managing stormwater and minimizing flooding from a 5-year 3-hour storm. This project will include planning, design and construction to improve stormwater conveyance away from the Lower Alemany area neighborhood and consequently to minimize flooding during the LOS storm.

Program: Flood Resilience Projects	Project Status: Planning	Environmental Status: Active (CatEx)
Project Cost:		Project Schedule:
Approved 	\$286.46 M	Approved Jan-19  Mar-28
Forecast 	\$299.56 M	Forecast Jan-19  Sep-28
Actual 	\$2.67 M	Project Percent Complete: 4.6%
		

Key Milestones:	Environmental Approval	Bid Advertisement	Construction NTP	Construction Final Completion
Current Forecast	01/09/24	08/22/24	01/09/25	03/15/28

Progress and Status:

The specialized engineering consultant contract was awarded in July 2021. The project team is working with the consultant to achieve the Notice-to-Proceed in the upcoming quarter.

Issues and Challenges:







The duration for planning is extended due to the delay in awarding the specialized engineering consultant contract to facilitate Commissioner's concerns. The forecast project cost is increased due to escalation with the schedule delay.



Flooding at the I-280/Hwy 101 interchange at Lower Alemany area, during the rainfall of February 13, 2019

10026818 - Folsom Area Stormwater Improvement Project

Description: This project includes the planning and design phases to improve stormwater conveyance away from the 17th and Folsom neighborhood to minimize flooding. The scope consists of: Design of approximately 12,500 LF of new combined sewer boxes and pipes in the neighborhood immediately adjacent to 17th and Folsom; Design of approximately 5,100 LF of 12' I.D. tunnel bore; Environmental clearance for both the upstream traditional open cut work and the tunnel bore; Modification of a Caltrans foundation to allow the tunnel to pass through; Launch shaft and staging area for the tunnel bore in the proximity of Florida Street and Alameda Street; Turning shaft for the tunnel boring machine in the vicinity of De Haro and Alameda Street; Underpinning of the Division Sewer Box to allow crossing of the tunnel bore; Receiving shaft for the tunnel bore in the vicinity of the Channel Transport and Storage Box; Due to the uncertainty of Caltrans approval and property acquisition for the approved tunnel alignment on Alameda Street, the project also developed an alternative tunnel route on 17th Street. The 17th Street alternative may be adopted into the project scope in the event the Alameda route becomes infeasible, at some point in the future.

Program: Flood Resilience Projects	Project Status: Design	Environmental Status: Active (CatEx)
Project Cost:		Project Schedule:
Approved 	\$38.00 M	Approved Jul-16  Jan-23
Forecast 	\$38.41 M	Forecast Jul-16  Dec-23
Actual 	\$10.55 M	Project Percent Complete: 51.5%
		

Key Milestones:	Environmental Approval	Bid+ Advertisement	Construction NTP+	Construction+ Final Completion
Current Forecast	09/27/22	N/A	N/A	N/A

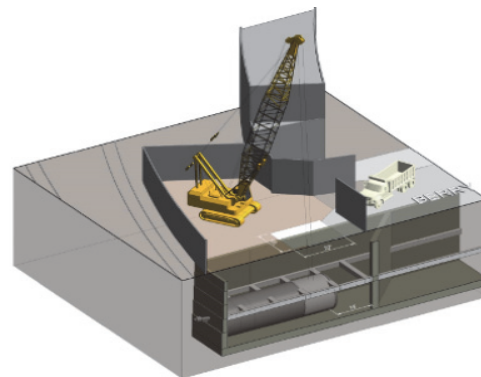
+ Project includes Planning, Environmental, and Design Phases only.

Progress and Status:

In this quarter, the City design team and consultants nearly completed the 95% design for the Initial Upstream Contract, progressed the 65% design for the Tunnel Contract, and considered an enhancement to the Upstream Sewer Box design. In addition, the project team completed the draft easement documents for the appraisal on (3) private properties and coordinated an additional lease with Caltrans on a UPS parking lot. The project requires extensive staging on private property and permanent improvements through private property in order to be implemented.

Issues and Challenges:

The 12 month delay is due to forecast duration increases in the right-of-way acquisition process and unanticipated design complexity and design changes based on conditions in the field. The increase in budget is due to the increased design complexity and design changes.



The proposed Tunnel Boring Machine (TBM) retrieval shaft at Berry Street

8. On-Going Construction**

Construction Contract	Schedule			Budget		Variance (Approved - Forecast)		Actual % Complete
	NTP Date	Approved Construction Final Completion	Current Forecasted Construction Final Completion*	Approved Contract Cost	Current Forecasted Cost*	Schedule (Cal. Days)	Cost	
Biosolids Digester Facilities Project								
10015796 Bisosolids Digester Facilities Project - Scope II - Foundation and Pile Installation (Issued POs for 2 Packages)	07/01/20	08/31/26	02/28/22	\$ 231,422,920	\$ 231,422,920	1,645	-	91.5%
10015796 Bisosolids Digester Facilities Project - Scope II - Remainder of Scope II (Issued POs for 9 Packages)	07/01/20	08/31/26	05/12/28	\$ 34,512,109	\$ 34,512,109	(620)	-	0.0%
New Headworks (Grit) Replacement								
10015807 Southeast Water Pollution Control Plant New Headworks Facility - SCOPE III (issued POs for 36 Packages)	07/22/19	02/29/24	02/29/24	\$ 260,619,093	\$ 260,619,093	-	-	39.3%
Southeast Plant (SEP) Improvements								
10002284 SEP Power Feed and Primary Switchgear Upgrades	02/20/20	02/23/24	02/23/24	\$ 31,266,024	\$ 31,266,024	-	-	25.0%
10015810 SEP Seismic Reliability and Condition Assessment Improvements (WW-665)	09/09/19	03/31/21	03/08/22	\$ 10,448,638	\$ 9,889,828	(342)	\$ 558,810	95.0%

Note: * The Forecasted Cost includes all approved, pending, and potential change orders, and Final Completion Date includes all approved, pending, and potential change orders, and trends.

** This table is reflecting Active construction contract with original contract amount greater than \$1M.

I. SSIP Quarterly Report

Q2-FY2021-2022 (10/01/21 - 12/31/21)

Construction Contract	Schedule			Budget		Variance (Approved - Forecast)		Actual % Complete
	NTP Date	Approved Construction Final Completion	Current Forecasted Construction Final Completion*	Approved Contract Cost	Current Forecasted Cost*	Schedule (Cal. Days)	Cost	
Oceanside Plant (OSP) and Westside Pump Station (WSS) Improvements								
10029736 Westside Pump Station Reliability Improvements	04/19/21	02/02/24	02/02/24	\$ 53,161,130	\$ 53,161,130	-	-	5.0%
10029737 Oceanside Water Pollution Control Plant Digester Gas Utilization Upgrades	11/26/18	03/17/22	03/17/22	\$ 40,513,153	\$ 40,513,153	-	-	85.0%
North Point Facility (NPF) Improvements								
10026822 NPF Clarifier Improvements	04/19/21	05/08/23	05/08/23	\$ 26,010,000	\$ 26,010,000	-	-	10.0%
Interceptors / Tunnels and Odor Control								
10002760 PUC Cargo Way Flush Line	07/14/20	04/26/22	04/26/22	\$ 4,561,564	\$ 4,561,564	-	-	80.9%
10033745 Mission Street, 16th to Cesar Chavez, Brick Sewer Rehabilitation	11/30/20	01/12/22	01/12/22	\$ 5,709,530	\$ 5,709,530	-	-	84.5%
Interdepartmental Projects ***								
10002664 Van Ness Corridor Transit Improvement Project (sewer only)	01/16/18	06/30/22	06/30/22	\$ 17,649,795	\$ 17,649,795	-	-	99.7%
Pump Stations and Forcemain Improvements								
10002419 Force Main at Embarcadero and Jackson	06/01/20	02/22/22	02/22/22	\$ 6,482,317	\$ 6,482,317	-	-	86.8%

Note: * The Forecasted Cost includes all approved, pending, and potential change orders, and Final Completion Date includes all approved, pending, and potential change orders, and trends.

** This table is reflecting Active construction contract with original contract amount greater than \$1M.

*** Contracts performed under SFMTA/SFPW.

I. SSIP Quarterly Report

Q2-FY2021-2022 (10/01/21 - 12/31/21)

Construction Contract	Schedule			Budget		Variance (Approved - Forecast)		Actual % Complete
	NTP Date	Approved Construction Final Completion	Current Forecasted Construction Final Completion*	Approved Contract Cost	Current Forecasted Cost*	Schedule (Cal. Days)	Cost	
Pump Stations and Forcemain Improvements								
10026828 Mariposa Dry Weather Pump Station Improvements	01/28/19	12/21/21	05/27/22	\$ 17,903,978	\$ 17,903,978	(157)	-	79.5%
Stormwater Management								
10026816 Wawona Area Stormwater Improvement Project	07/26/21	03/12/24	03/12/24	\$ 29,312,100	\$ 29,312,100	-	-	3.0%
10029730 Operational Decision System Phase 2	02/28/18	06/30/25	06/30/25	\$ 2,060,668	\$ 2,060,668	-	-	56.0%
CSD and Transport/Storage Structures								
10002344 Jackson, Griffith, and Pierce Streets Combined Sewer Discharge Rehabilitation and Backflow Prevention	10/19/20	01/21/22	05/31/22	\$ 3,886,300	\$ 3,886,300	(130)	-	79.9%

Program Total for On-Going Construction	Approved Contract Cost	Current Forecasted Cost	Variance	
			Cost	Percent
	\$ 775,519,318	\$ 774,960,508	+\$558,810	+0.1%

Note: * The Forecasted Cost includes all approved, pending, and potential change orders, and Final Completion Date includes all approved, pending, and potential change orders, and trends.

** This table is reflecting Active construction contract with original contract amount greater than \$1M.

9. PROJECTS IN CLOSE-OUT

Project Title	2016 Baseline Construction Phase Completion	2020 Approved Construction Phase Completion	Current Approved Construction Phase Completion	Actual Construction Phase Completion	2016 Baseline Construction Phase Budget	2020 Approved Construction Phase Budget	Current Approved Construction Phase Budget	Construction Phase Expenditures To Date
Interdepartmental Projects								
10002687 - Mission Bay Loop Sewer Improvement	05/03/17	06/29/18	06/30/21	12/01/20	\$ 945,000	\$ 381,445	\$ 306,347	\$ 261,347
Pump Stations and Forcemain Improvements								
10002485 - Griffith Pump Station Improvements	01/18/19	06/07/19	03/31/21	01/27/21	\$ 5,529,000	\$ 12,035,100	\$ 11,761,006	\$ 11,465,247
CSD and Transport/Storage Structures								
10002378 - 5th, North 6th and Division Street CSD Rehabilitation	01/14/20	10/31/19	02/26/21	01/23/21	\$ 3,008,000	\$ 3,589,960	\$ 3,375,064	\$ 3,617,231
Early Implementation Projects								
10026805 - Sunset Green Infrastructure	12/31/20	03/31/21	03/31/21	09/23/21	\$ 6,524,035	\$ 4,755,157	\$ 4,397,630	\$ 3,836,585
10026809 - Richmond Green Infrastructure	04/30/21	10/30/20	12/04/20	09/30/22	\$ 5,589,250	\$ 7,358,939	\$ 8,296,812	\$ 8,188,963
Flood Resilience Projects								
10026820 - Hydraulic and Drainage Sewer Improvements	N/A	06/29/18	09/08/18	09/08/18	\$ 0	\$ 5,887,270	\$ 3,557,202	\$ 3,557,202
TOTAL					\$ 21,595,285	\$ 34,007,871	\$ 31,694,061	\$ 30,926,576

I. SSIP Quarterly Report

10. COMPLETED PROJECTS

Project Title	2016 Baseline Project Completion	2020 Approved Project Completion	Current Approved Project Completion	Actual Project Completion	2016 Baseline Project Budget	2020 Approved Project Budget	Current Approved Project Budget	Project Expenditures To Date
Southeast Plant (SEP) Improvements								
10015553 - Biofuel Alternative Energy	03/31/16	03/31/16	03/31/16	03/31/16	\$ 1,855,143	\$ 1,862,449	\$ 1,862,449	\$ 1,862,449
10026824 - SEP Oxygen Generation Plant	06/10/16	06/10/16	06/10/16	06/10/16	\$ 11,781,151	\$ 11,135,740	\$ 11,135,740	\$ 11,135,740
10015808 - SEP Existing Digester Roof Repairs	07/29/16	03/03/16	03/03/16	03/03/16	\$ 16,625,297	\$ 15,438,647	\$ 15,438,647	\$ 15,438,647
10026825 - SEP Primary and Secondary Clarifier Upgrades	08/31/18	01/21/19	01/21/19	01/21/19	\$ 36,016,280	\$ 32,890,491	\$ 32,890,491	\$ 32,583,576
10002192 - SEP 521/522 and Disinfection Upgrades	01/18/19	02/02/21	02/02/21	06/30/21	\$ 41,613,516	\$ 45,016,932	\$ 45,016,932	\$ 44,822,237
10026826 - SEP Existing Digester Gas Handling Improvements	03/05/19	02/28/20	02/28/20	02/28/20	\$ 22,143,317	\$ 19,347,342	\$ 19,347,342	\$ 15,878,503
10015811 - SEP Oxygen Generation Plant 01	12/31/18	11/21/19	11/21/19	11/21/19	\$ 9,030,106	\$ 8,697,217	\$ 8,697,217	\$ 8,697,217
Oceanside Plant (OSP) Improvements								
10029739 - OSP Condition Assessment Repairs	06/28/21	12/31/20	12/31/20	01/29/21	\$ 15,843,037	\$ 13,848,737	\$ 13,848,737	\$ 11,630,774
10029740 - OSP Odor Control Optimization	04/15/22	02/05/20	02/05/20	02/05/20	\$ 5,129,029	\$ 1,678,517	\$ 1,678,517	\$ 1,207,197
North Point Facility (NPF) Improvements								
10026821 - Northpoint Outfall Refurbishment	08/27/18	10/31/18	10/31/18	10/31/18	\$ 17,775,621	\$ 18,183,639	\$ 18,183,639	\$ 18,183,639
Interceptors / Tunnels and Odor Control								
10002554 - Richmond Transport Modeling	06/30/14	06/30/14	06/30/14	06/30/14	\$ 86,883	\$ 86,883	\$ 86,883	\$ 86,883
10002641 - Collection System Condition Assessment	04/09/20	03/31/21	03/31/21	03/31/21	\$ 10,912,000	\$ 4,933,000	\$ 4,933,000	\$ 4,909,939
10002689 - Drumm and Jackson Streets Sewer System Improvement	12/14/18	12/31/20	12/31/20	12/31/20	\$ 11,126,000	\$ 6,470,172	\$ 6,470,172	\$ 6,470,881
10031676 - Rutland Sewer Improvements	04/26/18	09/21/18	09/21/18	09/21/18	\$ 1,500,000	\$ 1,500,000	\$ 1,500,000	\$ 1,500,000
Interdepartmental Projects								
10002672 - Central Subway Sewer Improvements	02/28/17	06/28/19	06/28/19	06/28/19	\$ 3,956,000	\$ 3,120,000	\$ 3,120,000	\$ 3,108,430
10031546 - Masonic Avenue Sewer Improvements	05/07/18	06/28/19	06/28/19	06/28/19	\$ 3,921,000	\$ 3,200,000	\$ 3,200,000	\$ 2,995,772
Pump Stations and Forcemain Improvements								
10002417 - Hudson Ave Pump Station and Outfall Improvements	02/28/18	10/31/17	10/31/17	10/31/17	\$ 594,000	\$ 281,639	\$ 281,639	\$ 281,639
10026829 - Cesar Chavez Pump Station	05/26/16	05/26/16	05/26/16	05/26/16	\$ 185,000	\$ 178,360	\$ 178,360	\$ 178,360
10002465 - Marin Street Sewer Replacement	08/03/18	01/23/20	01/23/20	01/23/20	\$ 3,926,000	\$ 5,968,190	\$ 5,968,190	\$ 5,968,191
10002138 - North Shore to Channel F M Drainage Improvement	06/06/17	06/06/17	06/06/17	06/06/17	\$ 29,800,000	\$ 17,300,000	\$ 17,300,000	\$ 17,300,000

Project Title	2016 Baseline Project Completion	2020 Approved Project Completion	Current Approved Project Completion	Actual Project Completion	2016 Baseline Project Budget	2020 Approved Project Budget	Current Approved Project Budget	Project Expenditures To Date
CSD and Transport/Storage Structures								
10002299 - Richmond Transport/Storage Tunnel Rehabilitation	05/13/19	12/31/20	12/31/20	12/31/20	\$ 4,873,000	\$ 600,000	\$ 600,000	\$ 589,972
Early Implementation Projects								
10031477 - Cesar Chavez Green Infrastructure	06/28/13	06/28/13	06/28/13	06/28/13	\$ 1,374,143	\$ 1,374,143	\$ 1,374,143	\$ 1,395,847
10015558/10026813 - Islais Creek Green Infrastructure	10/30/26	04/24/18	04/24/18	04/24/18	\$ 4,929,908	\$ 5,341,855	\$ 5,341,855	\$ 2,439,303
10031465 - North Shore Green Infrastructure	03/31/20	12/31/18	12/31/18	12/31/18	\$ 2,493,272	\$ 1,716,993	\$ 1,716,993	\$ 1,720,949
10026807 - Lake Merced Green Infrastructure	07/31/20	04/24/18	04/24/18	04/24/18	\$ 7,316,074	\$ 6,268,452	\$ 6,268,452	\$ 6,286,478
10031676 - Sunnydale Green Infrastructure	11/30/20	09/30/19	09/30/19	09/30/19	\$ 4,950,001	\$ 5,432,099	\$ 5,432,099	\$ 5,073,617
10031473 - Channel Green Infrastructure	09/17/20	08/31/18	08/31/18	08/31/18	\$ 4,569,648	\$ 2,227,221	\$ 2,227,221	\$ 2,198,796
Urban Watershed Assessment								
10015816 - Urban Watershed Assessment and Planning Initiation	06/28/13	06/28/13	06/28/13	06/28/13	\$ 3,102,671	\$ 3,102,671	\$ 3,102,671	\$ 3,102,671
10015817 - Urban Watershed Assessment and Planning	04/04/17	06/30/17	06/30/17	06/30/17	\$ 14,260,844	\$ 14,260,866	\$ 14,260,866	\$ 14,155,922
Advanced Rainfall and Operation Decision System								
10029728 - Advanced Rainfall Prediction - Part 1	06/29/18	06/29/18	06/29/18	06/29/18	\$ 3,254,000	\$ 1,639,552	\$ 1,639,552	\$ 1,488,628
10029729 - Operational Decision System Phase 1	09/30/16	09/30/16	09/30/16	09/30/16	\$ 1,000,921	\$ 967,572	\$ 967,572	\$ 944,709
Flood Resilience Projects								
10026811 - 17th and Folsom Wet Weather Storage	03/31/16	05/06/16	05/06/16	05/06/16	\$ 1,012,352	\$ 898,623	\$ 898,623	\$ 898,623
10026814 - Flood Resilience Analysis (Planning Phase Only)	05/31/17	02/28/17	02/28/17	02/28/17	\$ 2,505,999	\$ 2,176,246	\$ 2,176,246	\$ 2,176,246
10026815 - Flood Resilience - Early Projects (Planning Phase Only)	12/30/16	12/30/16	12/30/16	12/30/16	\$ 5,708,749	\$ 4,039,190	\$ 4,039,190	\$ 4,024,920
10026817 - Cayuga Ave Stormwater Detention Project	01/07/20	03/29/19	03/29/19	03/29/19	\$ 8,253,000	\$ 453,576	\$ 453,576	\$ 452,053
10026819 - 17th and Folsom Permanent Barriers	04/02/18	03/29/19	03/29/19	03/29/19	\$ 2,656,000	\$ 175,540	\$ 175,540	\$ 175,540
Land Reuse								
10031815 - Land Reuse of 1800 Jerrold Avenue	02/01/19	12/31/19	12/31/19	12/31/19	\$ 90,000,000	\$ 84,805,836	\$ 84,805,836	\$ 84,354,151
10029734 - Land Reuse of 1801 Jerrold Avenue	12/04/17	03/31/21	03/31/21	12/24/21	\$ 8,244,010	\$ 5,100,000	\$ 5,100,000	\$ 766,048
TOTAL					\$ 414,323,972	\$ 351,718,389	\$ 351,718,389	\$ 336,484,546

This page is intentionally left blank

II. Facilities and Infrastructure Program



1. PROGRAM DESCRIPTION

The Wastewater Facilities and Infrastructure Program will encompass those capital improvements that fall outside of the Sewer System Improvement and Renewal and Replacement Programs. These capital projects are intended to provide for necessary upgrades to aging facilities which are not addressed by the SSIP or R&R to maintain their intended functions. Projects will include improvement to Treasure Island wastewater facilities and improvements to wastewater support facilities (office consolidation, Southeast Community Facility).

The Wastewater Facilities and Infrastructure Program will address the following challenges:

- Uphold the SFPUC Wastewater Enterprise Levels of Service (LOS);
- Protect the structural integrity of critical City infrastructure;
- Streamline core operational functions and processes;
- Employ energy efficiency components, stormwater management enhancements, seismic upgrades, spatial improvements, safety and security improvements, and other essential improvements to modernize existing facilities to current standards;
- Provide benefits to surrounding communities.

2. PROGRAM STATUS

This Quarterly Report presents the progress made on the Facilities and Infrastructure program between October 1, 2021 and December 31, 2021.

The approved project budget and schedule were developed and approved by the appropriate Wastewater Enterprise Manager on December 31, 2021. This is based on the project team's assessment at this time. However, it should be noted that the project team is currently focused on validating these estimates.

3. PROGRAM COST SUMMARY

Table 3 provides an overall program-level cost summary of the Facilities and Infrastructure Program. It shows the Expenditures to Date, Current Approved Budget, Q2/FY21-22 Forecasted Costs, Cost Variance between the Current Approved and Forecasted Cost, and Variance Over Reporting Period. The Current Approved Budget is \$662.6 million and the currently Forecast Cost (based on the proposed project list) at completion is 677.8 million (\$15.2 million over the Current Approved Budget).

Table 3. Program Cost Summary

Program	Expenditures to Date (\$ Million) (A)	Current Approved Budget (\$ Million) (B)	Q2/FY21-22 Forecasted Cost (\$ Million) (C)	Cost Variance (\$ Million) (D = B - C)	Variance Over Reporting Period* (\$ Million) (E)
Facilities and Infrastructure Program	\$173.0	\$662.6	\$677.8	(\$15.2)	(\$1.1)

* Negative number is reflecting cost increases since last quarter, and positive number is reflecting cost reduction since last quarter.

4. PROGRAM SCHEDULE SUMMARY

Figure 4 and Table 4 compare the Current Approved and Current Forecasted Schedules for the Facilities and Infrastructure Program. The Program schedule is under development, the overall time frame is 20-30 years.

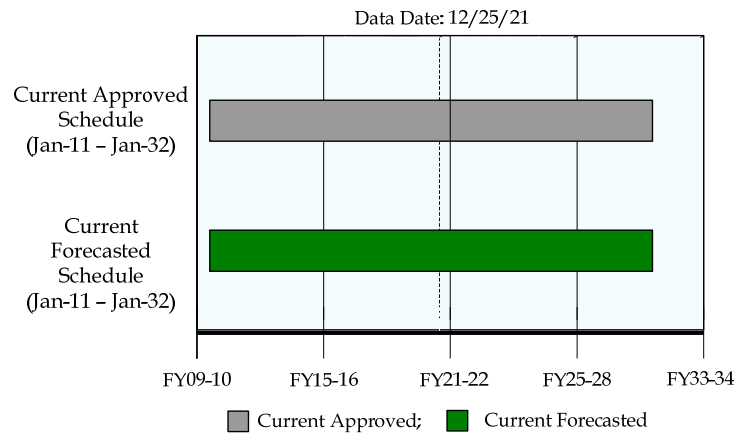


Figure 4. Program Schedule Summary

Table 4. Current Approved vs. Current Forecasted Schedule Dates

Program	Current Approved Project Start	Actual Start	Current Approved Completion	Current Forecasted Completion	Schedule Variance (Months)
Facilities and Infrastructure Program	01/01/11	01/01/11✓	01/29/32	01/29/32	-

5. BUDGET AND SCHEDULE TREND SUMMARY

Starting with the Q1 FY21-22 Quarterly Report, a revised report format includes a new Table 5, titled Budget and Schedule Trend Summary. This Table 5 contains all approved SSIP projects that are active and in any of the planning, design, bid and award, or construction phases of the project. The table excludes all Program Management accounts, as well as any projects that are either Not-Initiated, On-Hold, in Close-Out or Completed.

During this Quarter (Q2 FY21-22), none of the major milestones was achieved

Table 5. Budget and Schedule Trend Summary

All Costs are shown in million.

Project Name	Previous Program Group Title	Most Recent CIP Approved Budget		Project Initiation		CER		35% Design		95% Design		Awarded Construction ¹		Current Status	
		Approved Budget	Approved Completion	Forecasted Cost	Forecasted Completion	Forecasted Cost	Forecasted Completion	Forecasted Cost	Forecasted Completion	Forecasted Cost	Forecasted Completion	Forecasted Cost	Forecasted Completion	Forecasted Cost	Forecasted Completion
		a	b	c	d	e	f	g	h	i	j	k	l	m	n
WWE - Facilities and Infrastructure (F&I)															
10033820 Southeast Outfall Condition Assessment & Rehabilitation	WWE F&I	FY21-30		07/01/19		06/30/23		08/30/24		06/27/25		01/22/26		Q2 - FY21-22	
		\$33.8	04/30/27	\$33.8	01/31/28	TBD	TBD	TBD	TBD	TBD	TBD	TBD	TBD	\$33.8	09/30/30
10015546 New Treasure Island Wastewater Treatment Plant ³	WWE F&I	FY21-30		06/18/18		04/02/19		12/30/21		N/A		08/23/22		Q2 - FY21-22	
		\$202.2	05/23/25	\$67.4	11/01/22	\$67.4	01/29/24	TBD	TBD	N/A	N/A	TBD	TBD	\$202.2	05/22/26
10015554 Ocean Beach Climate Change Adaptation Project	WWE F&I	FY21-30		07/23/12		09/30/19		09/30/20		04/29/22		03/24/23		Q2 - FY21-22	
		\$169.9	07/01/27	\$126.7	01/30/26	\$169.9	07/01/27	\$169.9	07/01/27	TBD	TBD	TBD	TBD	\$183.4	01/12/28
10015556 Southeast Community Center at 1550 Evans ²	WWE F&I	FY21-30		07/01/19		01/31/18		01/31/18		07/31/19		01/13/20		Q2 - FY21-22	
		\$114.0	12/29/23	\$108.5	12/19/23	\$108.5	12/19/23	\$108.5	12/29/23	\$108.5	12/29/23	\$108.5	12/29/23	\$114.0	12/29/23
10015557 Southeast Bay Outfall Islais Creek Crossing Replacement	WWE F&I	FY21-30		09/26/16		10/26/2016		10/22/2018		2/27/2020		TBD		Q2 - FY21-22	
		\$67.0	06/03/26	\$15.0	02/07/22	\$15.0	02/07/22	\$35.0	7/29/2024	\$67.0	7/29/2024	\$67.0	06/03/26	\$67.0	06/03/26

Footnotes:

1. This represents Forecasted project cost and project completion date at the time of award of construction contract, award of CM/GC scope, award of DB scope.
2. The project delivery method for this project is Construction Manager/General Contractor (CM/GC).
3. The project delivery method for this project is Progressive Design-Built (DB).

6. PROJECT PERFORMANCE SUMMARY*

All costs are shown in \$1,000s as of 12/25/21

Project Name	Active Phase (**) (a)	‡ CIP Approved Budget (b)	‡ Current Approved Budget (c)	Current Forecasted Cost (d)	Expenditures To Date (e)	Cost Variance (f = c - d)	% Cost Changes (g = f/c) (+++)	‡ CIP Approved Completion (h)	‡ Current Approved Completion (i)	Current Forecasted Completion (j)	Schedule Variance (k = i - j)
Facilities and Infrastructure											
10033820 - Southeast Outfall Condition Assessment & Rehabilitation	PL	\$ 33,775	\$ 33,775	\$ 33,775	\$ 936	-	0%	04/01/30	04/01/30	09/30/30	(182)
10015546 - New Treasure Island Wastewater Treatment Plant	DS	\$ 202,208	\$ 202,208	\$ 202,208	\$ 7,953	-	0%	05/23/25	05/23/25	05/22/26	(364)
10015554 - Ocean Beach Climate Change Adaptation Project	CN	\$ 169,923	\$ 169,923	\$ 183,489	\$ 20,933	(\$13,566)	-8%	07/01/27	07/01/27	01/12/28	(195)
10015556 - Southeast Community Center @ 1550 Evans	CN	\$ 114,000	\$ 114,000	\$ 114,000	\$ 93,284	-	0%	12/29/23	12/29/23	12/29/23	-
10015557 - Southeast Bay Outfall Islais Creek Crossing Replacement	DS	\$ 67,600	\$ 67,600	\$ 67,600	\$ 10,317	-	0%	06/03/26	06/03/26	06/03/26	-

* Exclude projects with completed construction and projects that are no longer active (i.e., deleted projects, closed projects, and projects combined with other projects)

** Phase Status Legend			
PL	Planning	DS	Design
BA	Bid & Award	CN	Construction
MP	Multi-Phases		







Footnotes:

- (+) **CIP Approved Budget and Project Completion Date:** The budget and schedule approved as part of 10-year CIP for FY21-30.
- (++) **Current Approved Budget and Schedule:** The budget and schedule approved as part of 10-year CIP for FY21-30, plus any additional budget and schedule changes approved by the Commission as part of construction contract award.
- (+++) **Negative number is reflecting cost overrun (Schedule delay) and positive number is reflecting cost underrun (Ahead of Schedule).** Projects with a forecasted cost overrun greater than 10%, or forecasted delay of greater than 6 months or 10%, will be highlighted in grey.

7. PROJECT STATUS REPORT

10033820 - Southeast Outfall Condition Assessment & Rehabilitation

Description: The initial Southeast Bay Outfall (SEO) construction occurred in 1967. The SEO discharges treated effluent from the Southeast Water Pollution Plant (SEP) into the San Francisco Bay, east of Pier 80. This project outfall which is downstream of the Islais Creek underwater crossing, consists of a land portion of 60-inch diameter reinforced concrete cylinder pipe and a submarine portion of 54-inch diameter and smaller ductile iron pipes including a section of 18 dual diffuser assemblies. The project provides a site specific inspection plan to define the scope for condition assessment with consideration of the level of service (LOS) goals and operational constraints of the outfall system, performs comprehensive field inspections to obtain information on the outfall condition, evaluates the condition and remaining life expectancy of the outfall, and implements the rehabilitation solutions to extend the useful life.

Program: Facilities and Infrastructure	Project Status: Planning	Environmental Status: Not Initiated
Project Cost:		Project Schedule:
Approved 	\$33.78 M	Approved Jul-19  Apr-30
Forecast 	\$33.78 M	Forecast Jul-19  Sep-30
Actual 	\$0.94 M	Project Percent Complete: 5.0%
		

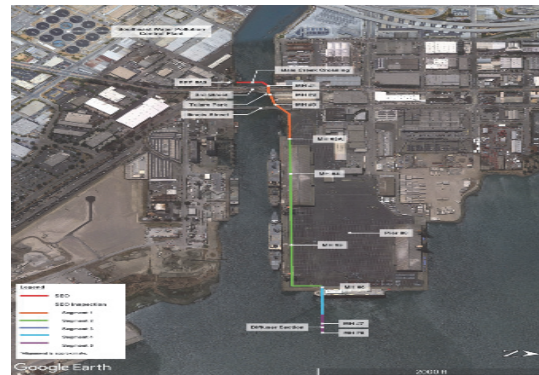
Key Milestones:	Environmental Approval	Bid Advertisement	Construction NTP	Construction Final Completion
Current Forecast	TBD	10/29/25	04/06/26	04/05/30

Progress and Status:

On December 16, inspection team performed additional condition assessment field work on the outside of the 54-inch DIP section beneath Pier 80 and took multiple ultrasonic thickness (UT) measurements of the DIP from the exterior of the pipe. The exterior coating was found to be in relatively good condition. However, the inspection team also found the exposed bell and spigot restrained joint in the 54" DIP to be leaking and the defect was immediately reported back to SEP for repair. Further internal inspections on the 54-inch DIP section is being planned for next month.

Issues and Challenges:

Due to delay in contract amendment, the outfall inspection was delayed which pushed the forecast project completion further to September 2030.









Southeast Outfall Segments

II. WWE F&I Quarterly Report

10015546 - New Treasure Island Wastewater Treatment Plant

Description: The objective of the project is to build a new wastewater treatment plant that will provide reliable service for the Treasure Island residents and meet the recycled water demands of the future redevelopment on the island. The existing facility was built by the United States Navy over 50 years ago and is past its useful life and no longer reliable. The existing facility is also not capable of providing recycled water and meeting the needs of the residents on the redeveloped island.

Program: Facilities and Infrastructure		Project Status: Design		Environmental Status: Completed (EIR)	
Project Cost:			Project Schedule:		
Approved		\$202.21 M	Approved Jan-11		May-25
Forecast		\$202.21 M	Forecast Jan-11		May-26
Actual		\$7.95 M	Project Percent Complete: 7.2%		
					
Key Milestones:	Environmental Approval	Bid Advertisement	Construction NTP	Construction Final Completion	
Current Forecast	04/18/19✓	N/A	01/18/23	11/21/25	

Progress and Status:

The Project team completed the Request for Proposals (RFP) document for Design-Build services and advertised the RFP on December 27, 2021. The State Revolving Fund (SRF) loan general application and supporting documentation was submitted on December 28, 2021. Project team continues to coordinate with grants and loans specialist to secure WIFIA funds as well. Modification No. 1 to PRO.0073 Engineering services was approved by the Commission on 11/23/2021. Coordination is ongoing with site preparation and other project activities with Treasure Island Community Development (TICD) and Treasure Island Development Authority (TIDA). The removal of the surcharge material has commenced and is expected to be complete by Spring 2022.

Issues and Challenges:







The DB-132 RFP issuance was delayed to December 2021 to evaluate the impact of current market conditions on the procurement approach. This delay time was used by the Project Team to conduct outreach to two prequalified Design-Build teams and early collaboration was received on the draft technical design criteria package.



Rendering of the proposed Treasure Island Wastewater Treatment Plant

10015554 - Ocean Beach Climate Change Adaptation Project

Description: The project will develop a comprehensive shoreline management and protection plan against bluff erosion and climate-change induced sea level rise along Ocean Beach south of Sloat Boulevard consistent with the recommendations in the 2012 Ocean Beach Master Plan (OBMP). This project is necessary to protect the integrity of wastewater assets built to protect public health and the environment, including the Lake Merced Tunnel, the Westside Pump Station and the Oceanside Treatment Plant. The project includes a) Short-term Improvements [STI] to provide interim (2015-2022) erosion protection and improved beach access [e.g., sand backpass/stabilization and placement of sand bags], b) Army Corps of Engineers Section 204 beach nourishment [ACOE] (e.g., beneficial reuse of dredged sand to provide erosion protection), and c) Long-term Improvements [LTI] that will address a comprehensive shoreline management and protection plan.

Program: Facilities and Infrastructure	Project Status: Construction	Environmental Status: Active (EIR)
Project Cost:		Project Schedule:
Approved 	\$169.92 M	Approved Jul-12  Jul-27
Forecast 	\$183.49 M	Forecast Jul-12  Jan-28
Actual 	\$20.93 M	Project Percent Complete: 10.9%
		

Key Milestones:	Environmental Approval	Bid Advertisement	Construction NTP	Construction Final Completion
Current Forecast	(A) 09/10/14✓ (B) 02/09/21✓ (C) 04/03/23	09/14/15✓ N/A 12/12/22	01/07/16✓ 06/02/21✓ 07/11/23	03/05/21✓ 09/30/21✓ 07/09/27

(A) Short Term Improvements (STI) represent multi-year, as-needed contracts WW-607, WW-667 and WW-714. (B) The Army Corps of Engineers (ACOE) will be responsible for construction (no Bid & Award). (C) Long Term Improvements (LTI)

Progress and Status:

A) STI: Award of the contract, WW-714, was approved by the Commission on July 27, 2021. Contract initiation is in progress. Sand placed as part of the ACOE phase in the Fall of 2021 is being monitored weekly as steep slopes have developed. Additional sculpting of sand is being planned.

B) ACOE: The ACOE completed this phase by placing nearly 300,000 CY of material on Ocean Beach. Contract close-out is in process.

C) LTI: This is the first CCSF Climate Change Adaptation Project requiring a high level of coordination with other CCSF Agencies; negotiations on funding continues at a very slow rate and continues to impact overall project progress. 65% design was completed: DEIR was released, and the public comment period has begun.

Issues and Challenges:

SFPUC continues discussions with the SF Zoo regarding project impacts to their parking lot; negotiations reached a draft agreement but still need to formalize. SFPUC management continues to engage with other City Departments to resolve funding for









Aerial Photo of ACOE Sand Placement

non-SFPUC assets incorporated in the design. Additionally, funding and staffing issues at the NPS are affecting progress.

II. WWE F&I Quarterly Report

10015556 - Southeast Community Center @ 1550 Evans

Description: The Southeast Community Center project will serve to address the SFPUC's commitment to the mitigation measure for the expansion of the Southeast Plant (SEP) by constructing a new community center at 1550 Evans. The project will include a childcare center, café, multipurpose space for meetings, events, and workshops, and co-working office and classroom space for community-based organizations providing workforce development services. It will also include parking and over two acres of landscaped open space, with play areas, an amphitheater, picnic areas and gardens. The new center will provide a wide range of social services supporting workforce development and education for Southeast residents of all ages.

Program: Facilities and Infrastructure	Project Status: Construction	Environmental Status: Completed (CatEx)
Project Cost:		Project Schedule:
Approved 	\$114.00 M	Approved Jul-12  Dec-23
Forecast 	\$114.00 M	Forecast Jul-12  Dec-23
Actual 	\$93.28 M	Project Percent Complete: 80.5%
		

Key Milestones:	Environmental Approval	Bid+ Advertisement	Construction NTP	Construction Final Completion
Current Forecast	10/30/18✓	N/A	01/13/20✓	12/31/22

+ The project delivery method for this project is construction Manager/General Contractor (CM/GC).

Progress and Status:

Project construction is 86.5% complete. Buildings are fully enclosed and construction is proceeding with completion of interiors and landscaping. LBE, local workforce and community participation are reported in monthly newsletters and on the project website, www.southeastcommunitycenter.com.

Issues and Challenges:

There is a significant delay in getting permanent power from PG&E. The project team is doing everything possible to move it forward.



Installation of wood panels and fins on the community center building

10015557 - Southeast Bay Outfall Islais Creek Crossing Replacement

Description: This Wastewater Enterprise Capital Improvement Program project will include improvements to the Southeast Water Pollution Control Plant (SEP) effluent force main crossings at Islais Creek and modifications to the Booster Pump Station. SEP is the SFPUC’s largest wastewater facility treating almost 80% of the City’s dry and wet weather flows.

Major improvements are planned to ensure that the SEP facilities maintain permit compliance and operate reliably. This project primarily addresses the portion of effluent discharge outfall into the San Francisco Bay through the series of pipes at Pier 80. Following improvements are needed to address aging infrastructure:

- Pipeline replacement within the Islais Creek
- Restoration of access manholes for future inspection and maintenance
- Improving flow velocity with new pipeline material
- Providing redundancy and flexibility for operation
- Piping isolation improvements to the Booster Pump Station

Program: Facilities and Infrastructure		Project Status: Design		Environmental Status: Active (MND)	
Project Cost:			Project Schedule:		
Approved		\$67.60 M	Approved Sep-16		Jun-26
Forecast		\$67.60 M	Forecast Sep-16		Jun-26
Actual		\$10.32 M	Project Percent Complete: 19.7%		

Key Milestones:	Environmental Approval	Bid Advertisement	Construction NTP	Construction Final Completion
Current Forecast	TBD	TBD	TBD	TBD

Progress and Status:

As stated previously, after presenting the alternatives to management, the design has been put on hold. Project is being re-evaluated as part of upcoming Capital planning efforts. The design team has been working with the design consultant to transfer project documents and prepare for contract closeout.

Issues and Challenges:

As mentioned previously, due to the challenging alternatives evaluation process, the project scope is currently being reconsidered, thus the schedule and budget is impacted and yet to be determined.



Current pipeline crossing at Islais Creek

8. On-Going Construction**

Construction Contract	Schedule			Budget		Variance (Approved - Forecast)		Actual % Complete
	NTP Date	Approved Construction Final Completion	Current Forecasted Construction Final Completion*	Approved Contract Cost	Current Forecasted Cost*	Schedule (Cal. Days)	Cost	
Facilities and Infrastructure								
10015556 Southeast Community Center @ 1550 Evans	01/13/20	12/31/22	12/31/22	\$ 72,537,395	\$ 73,556,087	-	(\$1,018,692)	86.5%

Program Total for On-Going Construction	Approved Contract Cost	Current Forecasted Cost	Variance	
			Cost	Percent
	\$ 72,537,395	\$ 73,556,087	(\$1,018,692)	(1.4%)

Note: * The Forecasted Cost includes all approved, pending, and potential change orders, and Final Completion Date includes all approved, pending, and potential change orders, and trends.

** This table is reflecting Active construction contract with original contract amount greater than \$1M.

9. PROJECTS IN CLOSE-OUT

Project Title	2016 Baseline Construction Phase Completion	2020 Approved Construction Phase Completion	Current Approved Construction Phase Completion	Actual Construction Phase Completion	2016 Baseline Construction Phase Budget	2020 Approved Construction Phase Budget	Current Approved Construction Phase Budget	Construction Phase Expenditures To Date
Facilities and Infrastructure								
10015555 - Collection Division Consolidation (Griffith Yard Improvements)*	N/A	02/15/19	05/22/19	05/22/19	\$ 0	\$ 27,361,789	\$ 16,629,029	\$ 16,629,029
TOTAL					\$ 0	\$ 27,361,789	\$ 16,629,029	\$ 16,629,029

* Remaining funds are being used to support wastewater facility planning projects.


10. COMPLETED PROJECTS

No projects are currently completed.




III. Renewal and Replacement Program





This page is intentionally left blank.



1. PROGRAM DESCRIPTION

The Wastewater Enterprise (WWE) Renewal and Replacement Program (R&R) is a continuing annual program that seeks to address deficiencies in two wastewater infrastructure categories: R&R Collection System and R&R Treatment Facilities. The goal of the R&R Program is to meet the endorsed levels of service goals, regulatory permit compliance, system reliability and functionality, and sustainable operations of the City's sewer system. The R&R Program also complies with the State requirement that a provision be made for the periodic repair and replacement of sewer system facilities.

San Francisco's sewer collection system was installed in phases beginning in the early 1870's. Many of the sewers are near the end of their useful life and are in need of urgent attention in order to continue to function at proper capacity and to meet regulatory standards. An asset management approach was developed to prioritize which assets within the sewer system should get attention first. For the R&R Collection System, the asset management base approach factors in the physical condition of the sewer, age, location, risk, public safety, Department of Public Work's street paving schedule, and various other factors. Approximately 12.4 miles of sewer replacement work was awarded in FY 13-14. In FY 14-15 the sewer replacement mileage target subsequently increases to 15 miles to meet Commission endorsed Level of Service goals.

The R&R Treatment Facilities projects are prioritized based upon regulatory compliance, condition assessments, Operation staff recommendations, and Level of Service goals. These projects seek to extend the useful life of treatment facility assets throughout San Francisco by helping to maintain their treatment capacity and performance and enable

WWE to maintain regulatory compliance with Regional Water Quality Control Board (RWQCB) National Pollutant Discharge Elimination System (NPDES) permits and Bay Area Air Quality Management District (BAAQMD) requirements.

2. PROGRAM STATUS

This Quarterly Report presents the progress made on the Renewal and Replacement Program (R&R) projects between October 1, 2021 and December 31, 2021.

The approved project budget and schedule were developed and approved by the appropriate Wastewater Enterprise Manager on December 31, 2021. This is based on the project team's best assessment of the projects at this time. However, it should be noted that the project team is currently focused on validating these estimates.

Figures 2.1 and 2.2 show the total number of active projects remaining in each phase of the R&R Collection systems and R&R Treatment Facilities programs as of December 31, 2021.

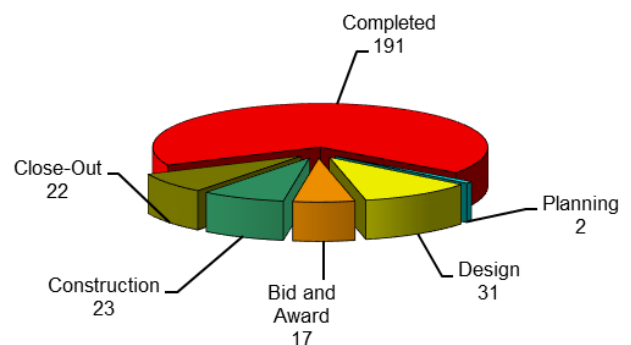


Figure 2.1 Total Number of Active R&R Collection Systems Projects in R&R Program

III. WVE R&R Quarterly Report

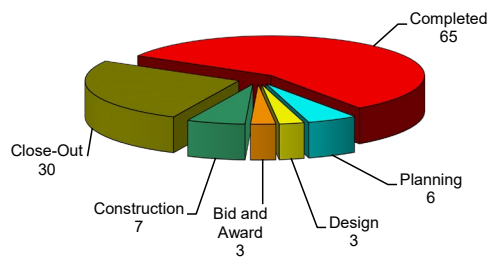
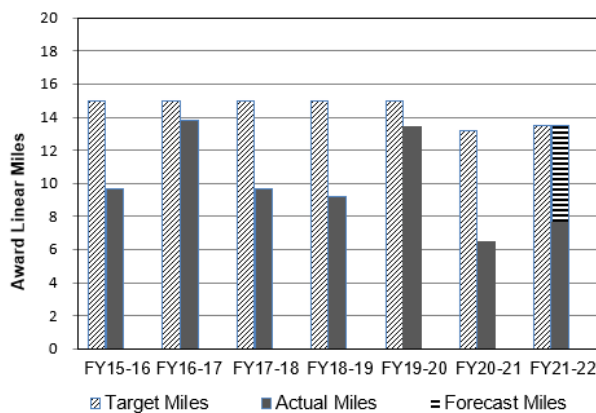


Figure 2.2 Total Number of Active R&R Treatment Facilities Projects in R&R Program

The Wastewater R&R Collection System Sewer Replacement Program has an annual budget of \$81.2 million in FY22 to award a target of 13.5 miles of sewer replacement work in San Francisco.

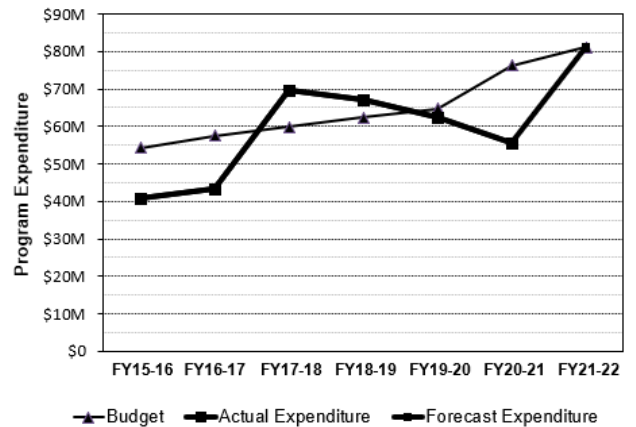
Figure 2.3 shows the target and actual award miles of sewer improvement projects that have been awarded to date and are forecasted to be awarded. The Wastewater R&R Collection System Sewer Replacement Program has awarded approximately 7.7 miles of sewer replacement work in FY22.



	FY15-16	FY16-17	FY17-18	FY18-19	FY19-20	FY20-21	FY21-22
Target Miles	15.0	15.0	15.0	15.0	15.0	13.2	13.5
Actual Miles	9.7	13.8	9.7	9.2	13.4	6.5	7.7
Forecast Miles							13.5

Figure 2.3 Wastewater R&R Collection System - Sewer Improvements - Award Linear Miles by Fiscal Year

Figure 2.4 shows the annual total program expenditure by fiscal year for the R&R Collection System Sewer Replacement program.



	FY15-16	FY16-17	FY17-18	FY18-19	FY19-20	FY20-21	FY21-22
Budget	\$54.3M	\$57.6M	\$59.9M	\$62.3M	\$64.8M	\$76.3M	\$81.2M
Actual Expenditure	\$40.8M	\$43.4M	\$69.7M	\$67.0M	\$62.4M	\$55.5M	\$11.9M
Forecast Expenditure							\$81.2M

3. PROGRAM COST SUMMARY

Table 3 provides an overall program-level cost summary of the R&R Program. It shows the Expenditures to Date; Current Approved Budget and Current Forecasted Cost; and the Cost Variance between the Approved Budget and Forecasted Cost.

The total Approved Budget for the R&R Program is \$1,099.0 million and the Current Forecasted Cost at completion is \$1,088.8 million (\$10.2 million under the Current Approved Budget).

Table 3. Program Cost Summary

Subprograms	Expenditures to Date (\$ Million) (A)	Current Approved Budget (\$ Million) (B)	Current Forecasted Cost (\$ Million) (C)	Cost Variance (\$ Million) (D = B - C)
R&R Collection Systems	\$658.58	\$909.34	\$899.14	\$10.20
R&R Treatment Facilities	\$136.37	\$189.66	\$189.66	-
Program Total	\$794.95	\$1,099.00	\$1,088.80	\$10.20

4. PROGRAM SCHEDULE SUMMARY

Figure 4 and Table 4 compare the Current Approved and Current Forecasted Schedules for the R&R program. The Approved Schedule completion for the overall R&R program is March 2023. The overall R&R Program is currently forecasted to be completed in March 2023.

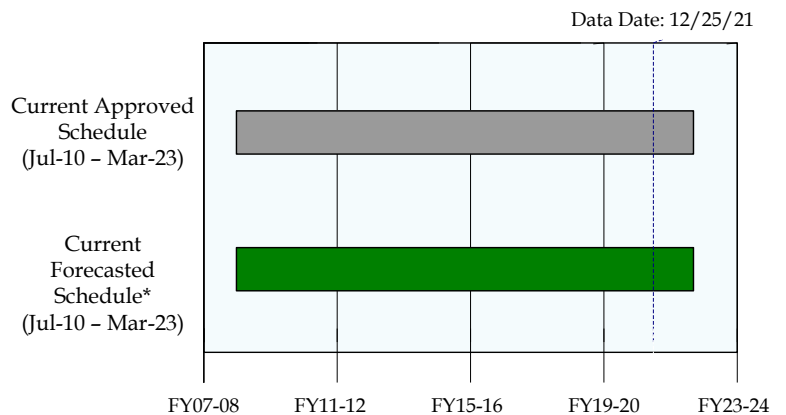


Figure 4. Program Schedule Summary

Table 4 Current Approved vs. Current Forecasted Schedule Dates

Sub-Program	Current Approved Project Start	Actual Start	Current Approved Completion	Current Forecasted Completion	Schedule Variance (Months)
R&R Collection Systems	07/01/10	07/01/10✓	03/31/23	03/31/23	-
R&R Treatment Facilities	07/01/10	07/01/10✓	02/12/23	02/12/23	-
Overall Program	07/01/10	07/01/10✓	03/31/23	03/31/23	-

5. PROGRAM PERFORMANCE SUMMARY*

All costs are shown in \$1,000s as of 12/25/21

Program Name	Active Phase (**) (a)	‡ CIP Approved Budget (b)	‡ Current Approved Budget (c)	Current Forecasted Cost (d)	Expenditures To Date (e)	Cost Variance (f = c - d)	% Cost Changes (g = f/c) (+++)	‡ CIP Approved Completion (h)	‡ Current Approved Completion (i)	Current Forecasted Completion (j)	Schedule Variance (k = i - j)
Renewals and Replacements											
15722 - R&R Collection Systems	MP	\$ 793,640	\$ 909,340	\$ 899,140	\$ 658,576	\$ 10,200	1%	03/31/22	03/31/23	03/31/23	-
15724 - R&R Treatment Facilities	MP	\$ 163,035	\$ 189,660	\$ 189,660	\$ 136,371	-	0%	02/14/22	02/14/23	02/14/23	-

* Exclude projects with completed construction and projects that are no longer active (i.e., deleted projects, closed projects, and projects combined with other projects)

** Phase Status Legend			
PL	Planning	DS	Design
BA	Bid & Award	CN	Construction
MP	Multi-Phases		







Footnotes:

- (+) **CIP Approved Budget and Project Completion Date:** The budget and schedule approved as part of 10-year CIP for FY21-30.
- (++) **Current Approved Budget and Schedule:** The budget and schedule approved as part of 10-year CIP for FY21-30, plus any additional budget and schedule changes approved by the Commission as part of construction contract award.
- (+++) **Negative number is reflecting cost overrun (Schedule delay) and positive number is reflecting cost underrun (Ahead of Schedule).** Projects with a forecasted cost overrun greater than 10%, or forecasted delay of greater than 6 months or 10%, will be highlighted in grey.

6. PROJECT STATUS REPORT

15722 - R&R Collection Systems

Description: The purpose of the Wastewater Enterprise (WWE) Renewal and Replacement Program (R&R) Collection System Sewer Improvements project is to maintain the existing functionality of the sewage collection system and address planned and emergency projects for repair and replacement of structurally inadequate sewers. This project consists of the following sub-projects: small diameter (less than and equal to 36-inch) sewer improvements, small diameter (less than and equal to 36-inch) sewer condition assessment, spot sewer replacement, large diameter (greater than 36-inch) sewer condition assessment, large diameter (greater than 36-inch) sewer improvements and sewer transport storage box condition assessment. By utilizing an asset management approach, which factors in: physical condition, age, location, risk, public safety, paving schedule and other factors, aging and failed portions of the collection system are identified and replaced.

Program: Renewals and Replacements	Program Status: Multiple Phases	Environmental Status: Completed
Project Cost:		Project Schedule:
Approved  \$909.34 M	Approved Jul-10  Mar-23	
Forecast  \$899.14 M	Forecast Jul-10  Mar-23	
Actual  \$658.58 M	Project Percent Complete: 80.0%	
		

Key Milestones:	Environmental++ Approval	Bid+ Advertisement	Construction NTP+	Construction+ Final Completion
Current Forecast	See Note++	Various	Various	Various

+ See Section 7 for the active construction contracts information.

++On-Going Construction Projects identified in Section 7. were all covered under exemption determinations.

Progress and Status:

The summary below shows the total number of projects in each phase of the program as of December 31, 2021. The two-hundred eighty-six (286) WWE Collection Systems projects are distributed as follows:

Planning: 2
 Design: 31
 Bid & Award: 17
 Construction: 23
 Closeout: 22
 Completed: 191

During this Quarter, 6 new projects were initiated, 2 projects were advertised, 9 projects were awarded/awaiting NTP, 6 project received NTP, 1 project completed construction and 4 projects closed out.







Issues and Challenges:

None at this time.

III. WWE R&R Quarterly Report

15724 - R&R Treatment Facilities

Description: The purpose of the Wastewater Enterprise (WWE) Renewal and Replacement (R&R) Treatment Program is to extend the useful life of the WWE treatment facility assets. The R&R Treatment Facilities projects are prioritized based upon regulatory compliance, condition assessments, Operation staff recommendations and Level Of Service goals.

Program: Renewals and Replacements		Program Status: Multiple Phases		Environmental Status: On-going	
Project Cost:			Project Schedule:		
Approved		\$189.66 M	Approved Jul-10		Feb-23
Forecast		\$189.66 M	Forecast Jul-10		Feb-23
Actual		\$136.37 M	Project Percent Complete: 83.0%		
					
Key Milestones:	Environmental++ Approval	Bid+ Advertisement	Construction NTP+	Construction+ Final Completion	
Current Forecast	See Note++	Various	Various	Various	

+ See Section 7 for the active construction contracts information.

++ Projects will be reviewed for CEQA compliance as they proceed.

Progress and Status:

The summary below shows the total number of the remaining projects in each phase of the program as of December 31, 2021. The one-hundred and fourteen (114) active WWE Treatment Facility Repair projects are distributed as follows:

Planning: 6
 Design: 3
 Bid/Award: 3
 Construction: 7
 Closeout: 30
 Completed: 65

Equipment Purchase FY22 to Date: nine (9) equipment purchases completed totaling \$440,174.04.

Issues and Challenges:

None at this time.

7. On-Going Construction**

Construction Contract	Schedule			Budget		Variance (Approved - Forecast)		Actual % Complete
	NTP Date	Approved Construction Final Completion	Current Forecasted Construction Final Completion*	Approved Contract Cost	Current Forecasted Cost*	Schedule (Cal. Days)	Cost	
R&R Collection System								
10033122-Various Locations Sewer Replacement No. 8 (WW-679)	01/04/21	01/03/22	01/03/22	\$ 4,409,287	\$ 4,409,287	-	-	98.9%
10034355-As-Needed Spot Sewer Replacement No. 40 (WW-693)	11/30/20	01/03/22	01/03/22	\$ 9,689,823	\$ 9,689,823	-	-	99.0%
10034813-As-Needed Main Sewer Replacement No. 8 (WW-697)	11/30/20	01/03/22	01/03/22	\$ 7,373,000	\$ 7,373,000	-	-	99.0%
10034814-As-Needed Spot Sewer Replacement No. 41 (WW-698)	05/24/21	06/27/22	06/27/22	\$ 8,155,118	\$ 8,155,118	-	-	55.3%
10034815-As-Needed Spot Sewer Replacement No. 42 (WW-699)	11/22/21	12/12/22	12/12/22	\$ 10,176,956	\$ 10,176,956	-	-	10.1%
10034829-As-Needed Sewer Cleaning and Inspection (FY21) (WW-700)	11/23/20	06/15/22	06/15/22	\$ 1,915,287	\$ 1,915,287	-	-	70.7%
10036509-As-Needed Main Sewer Replacement No. 9 (WW-713)	12/13/21	11/23/22	11/23/22	\$ 7,127,740	\$ 7,127,740	-	-	5.2%

Note: * The Forecasted Cost includes all approved, pending, and potential change orders, and Final Completion Date includes all approved, pending, and potential change orders, and trends.

** This table is reflecting Active construction contract with original contract amount greater than \$1M.

III. WVE R&R Quarterly Report

Q2-FY2021-2022 (10/01/21 - 12/31/21)

Construction Contract	Schedule			Budget		Variance (Approved - Forecast)		Actual % Complete
	NTP Date	Approved Construction Final Completion	Current Forecasted Construction Final Completion*	Approved Contract Cost	Current Forecasted Cost*	Schedule (Cal. Days)	Cost	
R&R Treatment Plants								
10035390 - OSP Egg-Shaped Digester Interior Lining Rehabilitation (WW-706)	10/01/20	09/20/22	09/20/22	\$ 2,461,000	\$ 2,461,000	-	-	55.0%

Program Total for On-Going Construction	Approved Contract Cost	Current Forecasted Cost	Variance	
			Cost	Percent
	\$ 51,308,210	\$ 51,308,210	\$0	0 %

Note: * The Forecasted Cost includes all approved, pending, and potential change orders, and Final Completion Date includes all approved, pending, and potential change orders, and trends.

** This table is reflecting Active construction contract with original contract amount greater than \$1M.

8. PROGRAMS IN CLOSE-OUT

No program is currently under close-out.

9. COMPLETED PROGRAMS

No Program is currently completed.

This page is intentionally left blank.

APPENDICES

1. PROJECT DESCRIPTIONS
2. APPROVED PROJECT-LEVEL SCHEDULE
3. LIST OF ACRONYMS

This page is intentionally left blank

APPENDIX 1. PROJECT DESCRIPTION

APPENDIX 1.1 SEWER SYSTEM IMPROVEMENT PROGRAM

TREATMENT FACILITIES

Southeast Treatment Plant (SEP) Improvements

10015796 - SEP Biosolids Digester Facilities Project

Planning, engineering, and construction of the new solids processing facilities will include solids pretreatment; the thermal hydrolysis process (THP); anaerobic digestion; biosolids dewatering; biosolids product storage and loadout; biogas utilization; odor control; automated control systems; chemical facilities, and associated appurtenances and piping.

Key BDFP facilities and processes consist of:

- Primary sludge (PS) and waste sludge (WAS) pumping to the solids treatment processes, which includes improvement to the existing WAS pumping facilities.
- A consolidated Solids Pretreatment building that incorporates the following processes/equipment:
 - o WAS thickening using gravity belt thickeners (GBTs) (3 units).
 - o Blending of thickened activated sludge (TAS) and PS to produce combined primary and active sludge (CPAS).
 - o Screening of CPAS using inline strainpress-type screens (5 units).
 - o Pre-THP Cake Storage (3 hoppers).
 - o Pre-THP dewatering of screened CPAS using centrifuges (5 units).
- Thermal hydrolysis of dewatered, screened CPAS using Cambi THP process (3 THP units) and cooling of the thermally hydrolyzed sludge (THS).
- Mesophilic anaerobic digestion and digested sludge (DS) storage using digesters (5 silo-shaped digesters).
- A Biosolids Dewatering building that will include the following processes/equipment:
 - o Dewatering of digested biosolids using belt filter presses (BFPs) (4 units),
 - o Storage (4 silos) and load-out of dewatered biosolids product using screw conveyors, and

truck hauling.

- Beneficial use of the biogas produced during the digestion process. Biomethane Pipeline Injection is being considered as an alternative biogas end use. The biogas will be treated to natural gas quality, injected into an existing PG&E gas line, and then sold as a renewable natural gas or vehicle fuel in a potential Public-Private Partnership (P3) contract. This alternate biogas end use would provide the SFPUC its highest value and reduce local air emissions in the SEP neighborhood due to the elimination of electricity-producing combustion engines.

- Odor control facilities consisting of biofilters, carbon units and ammonia scrubbers
- Process systems to support the BDFP facilities including No. 2 water (W2 – chlorinated and filtered plant secondary effluent) system upgrade, plant air, polymer systems, and cooling water system. Ancillary facilities will also include a ferric chloride facility for struvite control, as well as pumped plant recycle (PPR) pumping to convey the liquids return streams from thickening, pre-THP dewatering, and biosolids dewatering.

The proposed site for the BDFP facilities is adjacent to the existing SEP at 1800 Jerrold Avenue (former Central Shops) and 1801 Jerrold Avenue (former Asphalt Plant), and on portions of the existing SEP property. Possible construction staging areas for the BDFP include 1150 Phelps Street (SFPUC's former Greenhouses), 50 Quint Street and/or Pier 94/96 SF Port properties.

The construction will be completed through a Construction Manager/General Contractor delivery approach under two distinct scopes. Scope I focus on the demolition and utility relocation of existing infrastructure at the project sites. Scope II addresses the construction of the new biosolids facilities (the remainder of the work).

10015807 - SEP New Headworks (Grit) Replacement

The new 250 MGD headworks consists of major components / facilities as follows:

- New Influent Junction Structure and Influent Monitoring;

Appendix 1 - SSIP Quarterly Report

- o Construction of a new Influent Junction Structure that will include a temporary overflow weir for excess wet weather flow.
- o Construction of a temporary connection between the Influent Junction Structure and Influent Control Structure.
- o Construction of a new connection from Influent Junction Structure to the new bypass,
- o Demolition of the existing Influent Control Structure.
- o Installation of a new influent monitoring and sampling system including: influent flowmeters, pH and conductivity insertion probes, automatic samplers, and manual sample ports.
- A new Primary Influent Distribution Structure:
 - o Construction of a new bypass around the wet weather Headworks facility from the Influent Control Structure to the primary influent conduits that lead to the wet weather primary sedimentation basins (SEP 040/041).
- Upgrades to the Bruce Flynn Pump Station:
 - o Modifications to sewer connections and mechanical/electrical modifications.
 - o Addition of new bar screens and upgrades to the electrical system.
 - o Upon completion of these modifications, demolish the Southeast Lift Station (SELS).
- A new Bar Screens, Washer-Compactors and Screenings Handling Facility consisting of four multi-rake bar fine screens (three duty plus one standby), four screenings washer compactors, two shuttle hoppers, and a grit influent splitter structure.
- A new Grit Basins, Grit Washers and Grit Handling Facility using either the HeadCell (modular multi-tray grit tanks) or Pista360 (grit vortex) technology. This includes 12 HeadCell grit tanks with 24 grit pumps or six Pista360 tanks with 18 grit pumps. Both technologies involve 6 grit washers and two grit storage hoppers.
- A new Odor Control Facility, consisting of a two-stage system with bioscrubbers followed by carbon adsorption.
- New 50 mgd influent pump station, including influent piping and effluent force main, electrical building and odor control.
- Two new primary substations, each with a 15-kV vacuum circuit breaker, substation type, liquid-filled transformer, and a low-voltage

power circuit breaker on the secondary side of the transformer.

- Electrical, Instrumentation and Control Rooms/Building.
- Demolition of both existing Headworks Facilities (SEP-011 and SEP-012).

10026824 - SEP Oxygen Generation Plant (Completed)

As a result of the Clean Water Act of 1972, the secondary treatment process, which is achieved through the use of high purity oxygen (HPO), was implemented at Southeast Plant. During wet weather the regulatory permit requires that the Southeast Plant treat up to 150 million gallons per day, to the secondary level. The two existing, 66 tons per day (TPD), cryogenic oxygen generation plants that were placed in operation in 1981 are becoming extremely difficult to maintain, and have failed two times in the past year. Replacing the antiquated oxygen plants with two technologically advanced 45 TPD oxygen generation plants, will allow WWE Operations to have optimum control on the utilization of oxygen (based on the influent variations), thus significantly reducing the energy consumption.

10015808- SEP Existing Digester Roof Repairs (Completed)

As part of the SSIP, a new biosolids handling facility will be built to replace the existing system. However, the existing digesters and associated facilities must continue to handle all biosolids generated by primary and secondary treatment operations at SEP until all planning, design, construction, and commissioning activities for new facilities are completed. Under this project, work will be completed to maintain existing digestion facilities in operation with sufficient capacity and reliability to produce Class B biosolids until new facilities are available for service. The project consists of repairs to the existing floating roof and associated appurtenances (Digester 8), and replacement of the existing floating roofs and associated appurtenances (Digesters 4, 6, 7 and Cake Bins 3 & 4). This project is currently at the closeout stage.

10026825 - SEP Primary and Secondary Clarifier

Upgrades (Completed)

This project will upgrade the mechanical, structural and electrical components at the primary and secondary sedimentation tanks (clarifiers) at SEP to address operational reliability and compliance with regulatory requirements for liquid treatment. The major upgrades taking place at the primary sedimentation tanks include replacing key mechanical and electrical equipment and addressing structural repairs such as concrete repairs and coating seven tanks and influent channel. Covers for the primary sedimentation tanks and ventilation system will also be installed. Similarly, major upgrades for the secondary clarifiers include replacing key equipment and retrofitting existing secondary clarifiers (8 of 16 included in this project). Structural repairs will also be addressed including concrete crack repairs and coating.

10002192 - SEP 521/522 and Disinfection Upgrades

The major components of the project are as follows:

- SEP 521 Post-Chlorination building upgrades
 - o Replacement of four electrically actuated sluice gates (96" x 96") with new sluice gates and hydraulic actuators.
 - o Modifications to the existing SEP 521 building to include a new Effluent Sampling Station, new DCS Control Station, and upgrade to the existing bathroom for ADA compliance.
 - o Electrical work (e.g. distribution panels, transformers, power to various mechanical equipment, refeeding source power from SEP 522, and lighting).
 - o Mechanical work (e.g. effluent sampling stations, pumps, pipes and valves, HVAC and plumbing system).
 - o Instrumentation & Control (I&C) work (e.g. chemical analyzers, new DCS workstations, display screens, I/O cards, switches, associated programming).
 - o Installation of related structural work (e.g. demolition, equipment pad, anchorage).
 - o Demolition of two mud valves and actuators.
 - o Construction of new concrete access ramp and modifications to sidewalk grating system.
- New building (SEP 522) to house electrical and

hydraulic controls

- o Construction of a new Electrical and HPU building (architectural, structural, and civil).
- o I&C work (e.g. new PLC panel, I/O cards, security system, network switches and associated programming; and connecting various equipment with control and monitoring system to plant DCS system).
- o Mechanical work (e.g. new HPU, Compressor, HVAC and Plumbing System and associated piping work).
- o Electrical work including (e.g. six new variable frequency drives for W3 pump motors, MCCs, switchboards, an emergency generator, distribution panels and lighting).
 - Improvements to the No. 3 Water System (SEP-920)
- o Installation of six new 200 HP W3 pumps and motors, associated piping and valves as well as control and monitoring systems. This includes related civil work such as site drainage, grading and paving around the W3 pump area.
- o Demolition and modification of portions of the existing site security wall and fence, including installation of new vehicle gates and temporary asphalt vehicle access path.
- o Removal of four existing W3 pumps, two strainers, appurtenances, associated valves and piping in SEP-540.
 - Replace wood stop logs at SEP 540 – Effluent Control Structure.
 - Replace gates and actuators in SEP-200 Aeration Tanks, SEP-525 Primary Effluent and Disinfection Facility, SEP-540 Effluent Control Structure, and SEP-545 Vault V.
 - Replace valves and improve actuators/structures at SEP 530 – Chlorine Contact Channel related to W3 pump system.
 - Replace dewatering pump and submersible sump pump, and install new hydraulic panel in SEP-526 Junction Structure.

10015809 - SEP Facility-wide Distributed Control System Upgrade

This project addresses distributed control system (DCS) upgrades within the Southeast Pollution Control Plant (SEP), Oceanside Pollution Control Plant (OSP), North Point Wet Weather Facility (NPF), Channel Pump Station (CHS), Westside

Appendix 1 - SSIP Quarterly Report

Pump Station (WSS), and Bruce Flynn Pump Station (BFS). Under this project, OSP, NPF, and WSS DCS upgrades include planning/design only to ensure system-wide consistency. Both hardware and software upgrades integrating field instrumentation, control devices, communications hardware, processing hardware, interface hardware, and associated software packages into a unified system are required to provide real-time, system-wide monitoring and control. Coordination of monitoring parameters in various systems to reflect geo-spatial relationships will also be required to maintain compatibility and consistency of the input data used for process control.

10015810 - SEP Seismic Reliability and Condition Assessment Improvements

As part of the condition assessment effort, numerous seismic, conditional and operational issues associated with the existing facilities will require remedial attention before other program projects are completed. This project represents immediate improvements to the existing facilities at SEP identified as part of the condition assessment effort that are not specifically included as part of another near-term SSIP Phase 1 project. This project includes items for rehabilitation such as concrete spalling repair and seismic retrofit of priority process buildings. Seismic retrofit and structural repairs to the Sedimentation Building and channel structures (SEP 530 Contact Channel, SEP 540 Effluent Control Structure, 6' reinforced concrete pipe from SEP 540 to Booster Pump Station, Conduits C/D/E, SEP 525 Box Channel, and 9' reinforced concrete pipe to Junction Structure #5) will be completed.

10026826 - SEP Existing Digester Gas Handling Improvements (Completed)

The project consists of:

- Process upgrades addressing deficiencies related to Digester Gas Compressors, Heat Exchangers and Controllers, Combined Primary Activated Sludge (CPAS) Tank, Boiler and Boiler Stacks, Waste Flare and Cogeneration Cooling Water System, and B100 Biofuel Tank (EPA permit compliance).

- Building systems and odor control unit (OCU) upgrades such as replacing Roof Drains, OCUs and upgrading ventilation and OCUs, Roof Replacement and Air Compressor (BAAQMD Permit Application).

- Electrical Upgrades related to External Lighting Upgrades and installing Fire Alarm Building 800 (safety).

- Control Upgrades such as installing CO Gas Monitors and Replacing Digester Gas Flow Meters (safety).

- 300 feet of waste gas piping and appurtenances.

10002284 - SEP Power Feed and Primary Switchgear Upgrades

The project consists of:

- A new redundant power service from the Potrero substation provided by the Power Enterprise.

- Upgrade existing Hunters Point feed to 12 MW by PG&E.

- Upgrade main switchgear to provide adequate power for all existing SEP electrical loads and SSIP SEP projects demands and peak loads.

- Replacement/upgrade fifteen (15) aging existing primary unit substations at SEP.

- Integration of Bruce Flynn Station and Booster Pump Station in to SEP MV PDS to take advantage of SEP redundant power feed instead of separate second feeds for these facilities from PG&E.

- Enhanced Energy Monitoring and Management System (EMMS) for the MV power distribution system.

- Coordination with other SEP projects and Biosolids Digester Facilities Project (BDFP) in particular to coordinate construction of a unified emergency power distribution system for SEP in place of the several emergency generators that are currently being utilized and/or in the process of being constructed to provide emergency power for critical processes.

- Construct a duct bank from the main switchgear to an electrical MH, in close proximity to the BDFP, where BDFP will extend the power supply to its facility.

10015811 - SEP Oxygen Generation Plant 01 (Completed)

The new liquid oxygen (LOX) facility scope of work is as follows:

- Demolition Work
 - o Removal of three existing LOX storage tanks
 - o Removal of four existing vaporizers
 - o Removal of two existing Cryogenic Oxygen Plants
- Structural Work
 - o Torque down piles
 - o Concrete foundation floor slabs for LOX storage tanks and vaporizers
 - o Concrete trench
- Installation Work
 - o Installation of four vertical LOX storage tanks
 - o Installation of four LOX vaporizers
 - o Installation of a vacuum insulated piping for the package system
 - o Installation of a LOX Unloading Station

10015553 - Biofuel Alternative Energy (Completed)

A recent trend in the wastewater industry involves the addition of fats, oil, and grease (FOG) or other high-strength waste (HSW) directly into digesters to increase digester gas production and maximize the amount of renewable energy production from cogeneration. Due to the existing capacity constraints and condition of the biosolids facilities at the SEP, the addition of large quantities of FOG or other HSW is not currently feasible. While inedible kitchen grease (IKG) is currently accepted at the SEP Yellow Grease Facility, only the marginal grease is directly injected to the digesters, which consists of residual solids and moisture that is removed from the raw IKG and represents less than one percent of the daily volatile suspended solids loading to the digesters. Therefore, while not an option for the existing biosolids facilities, FOG and HSW addition could be a component of the new biosolids digesters project. The Biofuel Alternative Energy Project aims to determine if it is feasible and cost-effective for the SFPUC to generate bioenergy (e.g. biofuel or cogenerated power) as a byproduct of processing the FOG and/or food waste collected throughout the City. This project was originally initiated in 2011 before SSIP Phase 1 validation efforts began in 2012, but has been placed on hold until considered

necessary.

10037353 - SEP 550 Booster PS Condition Inspection & Interim

This project includes condition assessment of the influent channel and wet wells (confined space entry), as well as a budget allowance to perform concrete rehab to two wet wells and minor repairs to the influent channel. A firmer estimate to complete the repairs will depend on the results of the inspection. To inspect the influent channel, work must occur during dry weather and the plant must either be shut down or treated effluent diverted to Quint Street Outfall (QSO). Shut downs may last up to 8 hours, and coordination/approval is needed with the Regional Water Quality Board to allow diversion through QSO. Mechanical equipment rehab are also included as part of the interim improvements. These include:

- Replace sump pumps
- Replace water heater
- Replace air relief valves
- Replace (3) booster pumps (#1, 2 & 4)
- Replace all Variable Frequency Drives (VFD) (4)

SEP - 2 - SEP, Booster PS, & BFS Security Enhancements

The project involves the following security upgrades:

- Upgrading card readers and door contacts at all perimeter doors and ensuring proper operation
- Replacing and furnishing gates and gate operators including structural support, electrical power and controls
- Adding protective cages around outdoor chemical and electrical equipment, including an allowance for replacing/repairing the existing perimeter fence and fence support as needed
- Furnishing, installing, and configuring servers for video recording, management and analytics
- Configuring security fiber optic connectivity and adding video camera units and local recording
- Pruning the landscaping to establish clear zones, adding new security signage, and upgrading to dusk-activated LED lighting
- Establishing a visitor management system and installing turnstiles

Appendix 1 - SSIP Quarterly Report

- Monitoring improvements (e.g. developing mobile tablet security video monitoring capability, establishing a security monitoring center, a tablet-based security incident response reporting template and setting up an automatic video archiving process across all Wastewater Enterprise (WWE) sites)
- Providing interior intrusion detection of critical assets
- Adding interior presence sensing connected to an intrusion detection panel and alarming to security
 - Upgrading UPS backup power to serve security components
 - Adding new security signage with "No Trespassing", applicable penal code and emergency contact information
 - Adding a main distribution frame (MDF) to BFS.

This project also includes SEP Fire Alarm, PA system, business network and radio communications.

SEP - 3 - Oxygen Generation (SEP 275) Reliability Upgrades

An evaluation of the VPSA oxygen generation system is required and should include a root cause analysis to determine why the existing oxygen system is not operating per design. Measures to reliably meet current oxygen demands and long-term alternatives such as adding or replacing VPSA modules, or replacing the entire system with an alternative oxygen supply system, should also be evaluated. Future projected oxygen demands should be considered, which may change based on plant operation modifications. If more stringent nutrient removal regulations are imposed in the future, South East Plant (SEP) will no longer employ a pure oxygen process. The cost allowance for the project is based on adding a third module to the current VPSA system to provide redundancy, although this is not necessarily the preferred outcome for the project.

10037776 - SEP Facilities Interim H&S Imp (SEP 850 & 930)

The project at SEP 850, SEP 930 and SEP 940 involve completing health and safety

improvements, including: Engineering Building (SEP 850) Health & Safety Improvements (Install power assisted door opening devices; Address leakage and structural rehabilitation works on water damaged walls and ceilings; Install fall protection where required; Replace or upgrade the HVAC system) A seismic evaluation will be undertaken at a later stage as part of the "Seismic Evaluation and Retrofit" Project, which will assess and recommend seismic improvements to SEP 850. Admin Building (SEP 930) Health & Safety Improvements (Install emergency exit lighting and other required safety equipment; Install power assisted door opening devices, if required; Install fall protection where required; Replace or upgrade HVAC system and ventilation including lab fume hoods, where required; Remove or relocate fire-corridor obstructions; Address water ponding issues) A seismic evaluation will be undertaken at a later stage as part of the "Seismic Evaluation and Retrofit" Project, which will assess and recommend seismic improvements to SEP 930. Maintenance Building (SEP 940) Health & Safety Improvements (Install emergency lighting and exit signs at access door to roll-up door; Remove tripping hazards at threshold (uneven door landing on pull side))

10037330 - Primary Treatment (SEP 040/041) H&S Improvements

This project involves demolition of the building superstructure at South East Plant (SEP) 040/041 and replacement of all remaining deteriorated items. To control odors, the sedimentation tanks would be covered in a similar fashion to the covers on the sedimentation tanks at SEP 042. Ventilation of the covered tanks would be required to protect concrete surfaces from deterioration, and an odor control unit would be required to treat foul air from the covered tanks.

SEP - 8 - SEP Condition Improvement Projects - Part 1

Specific rehabilitation and mechanical equipment related work includes the following:

Primary Sed Tanks (SEP 042) Rehab:

- Evaluate primary effluent butterfly valves and isolation sluice gates,
- Repair exposed aggregate and concrete spalling on deck,
- Evaluate influent

gates A, B & C on top of deck (gate C is leaking on Headworks construction site), • Install emergency lighting in the below grade gallery.

Plant Effluent Control Structure (SEP 540) Rehab:

- Repair piping and evaluate mixers.

Sodium Bisulfite Tanks (SEP 515) Rehab:

- Replace sump pumps, recirculation pump, storage tanks, valves on transfer pumps, and address corrosion on pump unit,
- Evaluate feasibility of relocating the system closer to the Headworks area,
- Assess health and safety signage on tank (was observed to be inconsistent) and replace if required,
- Evaluate safety barrier at top of ladder (none observed) and install if required.

10037331 - Maintenance Building (SEP 940) Interim Improvement

Building 940 is a critical interim project for South East Plant (SEP). This is an interim project while the long-term vision and improvements under the SEP Campus Plan is being developed. Currently these crews are shoehorned into facilities not designed for the maintenance of electronic equipment. A new robust shop area is essential to be able to maintain reliable treatment facilities. The new maintenance shops included under Biosolids Digester Facilities Project (BDFP) do not address these crews. The following improvements form the basis of this project:

- Space will be modified to include interim Electrical and Instrumentation and Controls (I&C) shop areas.
- HVAC Improvements including evaluation (and installation as-needed) of wet grinder filtration system, condensing unit, and welding exhaust system)
- H&S Improvements (emergency lights, signs, trip hazards, safe roof access)

Oceanside Treatment Plant (OSP) Improvements

10029736 - Westside Pump Station Reliability Improvements

The project consists of:

- Replacement of existing bar screens and addition of screening washing and compaction systems.

- Construct an interconnection between the existing dry weather and wet weather channels downstream of the new screens.

- New HVAC system (cooling improvements) to manage rejected heat from electrical equipment.

- Replacement of existing wet weather pumps to provide pump redundancy. The construction would take place within the existing structure and includes the following major components:

- o Four new submersible pumps

- o 200 linear feet of 54-inch force main

- Increasing the power feeder capacity at WSS to account for additional wet weather pumping capacity to allow power source redundancy. The two new power sources from PG&E would run approximately 3,000 feet along the Sloat Blvd.

- Replacement of the existing odor control units (OCUs) at the WSS with dilution ventilation fans and ducting. An improved ventilation system would be installed within the pump station.

10029737 - OSP Digester Gas Utilization Upgrade

The project consists of:

- Replacement of the gas storage vessel and digester gas condition equipment. The gas cleaning system includes a 350 cfm system for moisture, H₂S, and siloxanes removal. The project includes replacement of the gas holder with new gas holding tank that will provide compressed digester gas storage at an average digester gas production of approximately 450,000 cf/day.

- Replacement of the existing cogeneration Internal-Combustion units (IC engines) and controls. The existing IC engines will be replaced by three (2)-new 620 kW IC engines to accommodate the amount of digester gas anticipated during the maximum month condition.

- Provide ancillary exhaust gas conditioning system and heat exchanger systems to comply with regulatory air board requirements, maximize process efficiency and hot water production.

- Upgrade ventilation within the energy recovery building.

- Replace electrical gear at Sub-Station No. 5; provide paralleling electrical gear and power system reliability improvements.

- 500 kw standby diesel generator and diesel fuel

storage system.

10029739 - OSP Condition Assessment Repairs

The OSP Condition Assessment Repairs project will include planning, design, and environmental review of major improvements to the plant including: rehabilitation of building structures, rehabilitation or replacement of mechanical and electrical equipment, and seismic retrofit of process tanks and buildings. Improvements focus on maintaining operational reliability and extending the service life of buildings that are required to remain in operation for 30 years or more. A preliminary evaluation identified improvements to be addressed in various phases of the project, including those at the following buildings:

- 011 - Pretreatment/Solids
- 042 - Primary Clarifiers
- 200 - Aeration Basins
- 230 - Secondary Clarifiers
- 510 - Chemical Storage
- 530 - Chlorine Contact Channels
- 620 - Digester Operations
- 630, 640, 650, 660 - Digesters 1, 2, 3 and 4
- 741 - Digester Gas Holder
- 800 - Co-Generation
- 821 - Gas Burner
- 920 - Pipe Gallery
- 930 - Administration and Laboratory
- 961/962 - Parking and West Entrance Tunnel/East Entrance Tunnel

10029740 - OSP Odor Control Optimization (Completed)

This project includes planning, design, environmental review and construction/upgrades to inefficiencies identified in Building 042 (Primary Clarifiers). Currently, the air from the entire building is exchanged and scrubbed for odor. In order to significantly reduce the volume of air treated for odor, the primary clarifiers should be covered and only air from the primary clarifier basins scrubbed. The main components of this project included:

- New covers for the five primary clarifiers (each cover would be approximately 190 feet long by 38 feet wide).
- Duct work to connect the head space in each

clarifier basin to the odor control system.

Current plans involve the completion of an odor control study as part of the Alternative Analysis Report (AAR) planning phase. Opportunities may exist for reducing energy consumption while maintaining effective performance and meeting offsite odor limits. These include optimizing system operation, consideration of different reduced backpressure media, implementation of new lower energy usage technologies, and ventilation strategies including reduced turnover, covers for reducing volume, and air transfer. Based on the results of the alternative analysis, the project will forego covering the primary clarifiers and implement other optimization measures in its place.

OSP-2 - Solids Thickening (OSP 011) Process Upgrade

Depending on the status of the R&R project (CWWRNRTFA8) to replace the GBT with RDT, an alternatives evaluation should be performed to confirm the selected thickening technology. As a basis, this project assumes replacement of the two remaining GBTs and installation of two new RDTs that can thicken a combination of primary sludge, waste activated sludge, and secondary scum. The scope of the project also includes the replacement of corroded pipe, room fixtures, demolition of the existing units and ventilation improvements as detailed below:

1. Demolish/remove the two (2) existing GBTs.
2. Install two (2) new 2 RDTs and associated controls.
3. Replace the three (3) existing washwater booster pumps, piping and appurtenances to meet the RDT flushing requirements.
4. Install hot water lines to supply hot water for flushing the RDTs.
5. Install a redundant primary scum skimmer.
6. Redesign the drains on existing and new drum screens to improve venting and add flushing connections.
7. Install a new ultrasonic pulsar level sensor in the TPAS tank and improve the mixing system in the tank.
8. Replace the three (3) thickened sludge pumps 42P6-1,2&3.
9. Replace all corroded pipe, and all rusted window frames and doors.
10. Replace floor grates and tiles.
11. Upgrade electrical components and DCS control of the new system.
12. Install a new ventilation system,

including exhaust fans and duct work for both the new and existing RDTs, and improve the ventilation in both the sludge thickening and sludge dewatering rooms. Coordinate work with the OSP Ventilation Upgrades Project. 13. Install two fixed hydrogen sulfide sensors in the Gravity Belt Thickener Room (OSP 01-028). Address any residual thickening area odor issues that were not addressed by the OSP Ventilation (HVAC) Upgrades Project.

OSP-3 - OSP Plant-wide Ventilation (HVAC) Upgrades

A wide range of HVAC-related improvements were identified as part of the OSP Condition Assessment Repairs Project. It was determined that a plant-wide air handling performance evaluation be conducted in order to determine if the ventilation systems are meeting code requirements and to better identify needed HVAC improvements.

Specific HVAC-related work includes the following:

Plant-Wide Air Handling Performance Evaluation: Conduct a plant-wide air handling performance evaluation.

OSP 011:

- Replace inadequate duct supports in OSP 011 hallway areas
- Duct supports within exhaust fan room at OS70EF1-1 thru -3 and OS70EF1-5 and -6 needs to be refastened / replaced
- Coordination HVAC evaluation, design and construction under the OSP Solids Thickening Process Upgrades project

OSP 530:

Look at ventilation issues if keeping the temporary chemical station from the Recycle Water Project. OSP 620:

- Replace all HVAC equipment. Based on results of the plant-wide air handling performance evaluation, make provisions for increasing air ventilation rates in order to declassify area from Class 1 Division 1 to Class 1 Division 2.

• Replace FRP ducts in digester basement serving fans 70EF19-1, 2. OSP 042: Replace HVAC ductwork

OSP 230: Replace HVAC supply ductwork

OSP 930: Replace all HVAC equipment

10036398 Condition Improvement Projects - Part 2

A wide range of mechanical equipment related improvements were identified as part of the OSP Condition Assessment Repairs Project. Specific work that forms part of the basis for this work includes the following (note that additional improvements are in progress or completed):

Digestion (620) Health and Safety Improvements

- Add handrails to the open risers at east end of stairs to bring into building code compliance.

• Replace insulation on digester hot water piping related to Pumps 49P22-1 to 4 and Heat Exchangers 43M34-1 to 4.

- Replace traction elevator due to corrosion/damage caused by water intrusion.

Digestion Operations (620) Mechanical

- Replace the six (6) sump pumps (620-SP-01 to 06), increase the capacity of the sumps and sump pumps 620-SP-03 & 04 to match 620-SP-01 & 02, and address area classification issues. (Please note that ventilation improvements as a result of the HVAC ventilation study findings may be made which could result in an electrical reclassification of the OSP 620 area).

- Replace the four (4) digester sludge transfer pumps 43P19-1 to 4 and valves and address area classification issues. (Please note that ventilation improvements as a result of the HVAC ventilation study findings may be made which could result in an electrical reclassification of the OSP 620 area).

- Install additional instrumentation for monitoring and control of the digester sludge day tank.

- Replace the level sensors on the digester sludge day tank.

- Install an automatic drip trap on the iron sponge piping.

- Replace the four (4) odor control units connected to the PRVs on top of each digester.

- Replace the four (4) digester hot water pumps (49P22-1 to 4) Polymer & Ferric Chloride (011) Replacement:

- Replace all ferric chloride equipment (10 metering pumps, piping, valves & pipe supports) with new skid systems. Replace with VFDs rated for constant torque where appropriate. Ensure the controls are located outside of the containment

Appendix 1 - SSIP Quarterly Report

area.

- Replace the seven (7) polymer feed pump systems (mixed liquor, GBT, and screw press polymer feed).

- Replace the three (3) neat polymer and three (3) mixed polymer transfer pumps.

- Evaluate the condition of the six (6) polymer tanks (2 - 9,200 gal Neat Polymer Storage tanks, 2 - 2,000 gal Polymer Mix Tanks, 2 - 2,000 gal Polymer Feed Tanks) and replace as necessary.

Primary Clarifiers (042) Structural Refurbishment

- Patch and coat concrete areas and address structural defects per CER "Confined Space Wetted Concrete Condition Assessment and Repair Report"

Primary Clarifiers (042) Mechanical

- Replace the five (5) clarifier influent inlet valves and flowmeters (to be coordinated with R&R Program)

- Replace the five (5) clarifier drain valves

- Replace the five (5) clarifier sludge collectors (longitudinal and transverse

- Replace the ten (10) primary sludge pumps

Aeration Tanks (200) Structural Refurbishment

- Patch and coat concrete areas and address structural defects per CER "Confined Space Wetted Concrete Condition Assessment and Repair Report"

Aeration (200) Mechanical

- Replace the three (3) aeration tank influent sluice gates

- Replace the two (2) aeration tank dewatering pumps

- Replace the eighteen (18) aeration tank mixer gear boxes
- Replace the three (3) primary effluent bypass valves and associated pneumatic actuators and controls

- Provide one (1) strap on doppler-type flow meter for installation on the bypass line at a suitable location

- Potentially add up to three (3) additional aeration tank mixers

- Replace the aeration tank purity sensors and mixed liquor channel air diffusing system piping

UPS Battery Replacement

- Design and install a new plant-wide UPS system to replace the five (5) temporary plant-wide UPS battery systems associated with the following control panels:

- o CP- 4, Secondary clarification process

- o CP-5, RAS Pumps

- o CP-6, W3 Water Pumps

- o CP-17, HVAC exhaust in the primary and secondary clarifier areas

- o CP-23, Plant air system

Cogeneration Building (800) Mechanical

- Replace the sump discharge piping associated with sump pumps 800-SP-01 & 02

Additionally, this project will fund the construction of the following two projects from the R&R Program:

- OSP 042 Primary Clarifier Improvements (Helical Scum Skimmer)

- OSP Grit Classifier & Influent Gates Replacement

OSP-5 - OSP Odor Control Upgrades

Specific work includes the following: Primary Odor Control System Improvements: 1.Covering of the influent and effluent channels in OSP 042. The primary clarifiers would remain open and uncovered. 2.Refurbishment of the existing Odor Control Units (OCUs) serving OSP 042. 3.Installation of heating coils to be used to pre-heat the foul air extracted from below the covered channels, OSP 042 building space, and the aeration basin channels prior to treatment through the OCUs. 4.Other miscellaneous improvements include new variable frequency drives (VFDs) at the supply fans, new odor control fans with VFDs, duct repairs at odor control fans, replacement of fan differential pressure switches and automated ventilation modulation. Secondary Odor Control System Improvements: 1.Sealing the inlet weir channel openings and effluent channel openings with aluminum checker plate hatch covers. The secondary clarifiers would remain open and uncovered. 2.The air from the channel head spaces would be extracted and treated by two existing OCUs. 3.The room air will contain very low odor/moisture concentrations and will be transferred to OSP 530 as makeup air and then exhausted outdoors without treatment. 4.A heating coil will be installed to pre-heat the foul air prior to the OCUs. 5.Other miscellaneous improvements include new VFDs at supply fans, a new odor control fan, new space exhaust fans

with VGDs, rebalancing existing odor control fans, blank-off plates at existing ductwork, replacement of motor control center (MCC) exhaust fan along with associated ductwork and disconnect switch, replacement of fan differential pressure switches and automated ventilation modulation. Replacement of High Head Loss Fittings: 1. Replacement of two rectangular elbows in a Z-type configuration which supply HVAC supply air to the second floor Gravity Belt Thickening Area in OSP 011 with two smooth radius elbows with a splitter vane.

OSP-7 - Admin Bldg (OSP 930) Health & Safety Improvements

A wide range of health and safety related improvements were identified as part of the Oceanside Plant (OSP) Condition Assessment Repairs Project. Specific work includes the following: Repair concrete deficiencies, water infiltration, and drainage issues within OSP 930 per conceptual engineering report (CER) "Concrete Surface Condition Assessment and Repair TM". Replace the three (3) OSP 930 building sump pumps. Replace the nine (9) Laboratory Fume Hoods. Replace the laboratory and freight elevators (freight elevator is higher priority).

OSP-8 - OSP DCS Upgrade (Construction)

This project will replace the aging control system infrastructure at OSP and other satellite wastewater facilities like WSS as the existing DCS equipment are obsolete. The upgrades include converting all existing DCS, Wonderware HMI, and programmable logic controllers (PLCs) to Emerson-based systems as specified by the Facility-Wide DCS Control Upgrades Project, and upgrades to OSP's aging control panels, annunciator panels, sensors, disconnect switches, bare grounding wiring and control devices. The DCS supplier will provide design and installation services. In addition to the needed DCS upgrades to the specified Emerson-based systems, a wide range of DCS-related improvements were identified as part of the OSP Condition Assessment Repairs Project. These are listed below, but should be further evaluated during planning and design by the DCS Contractor.

OSP 011 Building • Replace local control panels LP-02-2, LP-03-3, LP-12-1. Replace control panels CS-02/03-1, CS-47-1 and CS-47-3. Replace panel FP12-1. Refurbish CP-1, CP-9, CP-10, CP-12, CP-14, CP-15 and CP-19. Replace 25 standard disconnect switches in the Bar Screen Room. Replace 20 Class 1/Division 1 disconnect switches in the Bar Screen Room.

OSP 042 Primary Clarifiers • Replace 21 disconnect switches and all bare copper grounding wire. OSP 200 Aeration Tanks • Replace/Refurbish control panels CP-2 and CP-3 with new annunciator panels and LED lights. • Replace existing FP-10-1 next to CP-3. This aeration panel has a PLC and internal relay boards that are identical to the FP12-1.

OSP 230 Secondary Clarifiers • Replace local control panel (CP-13) and refurbish the annunciator panel.

OSP 620 Digestion Operations • Replace control panels CP-22, LP-47-20 and Day Tank Bubbler Panel for code compliance. Please note that these control panels may not require replacement if ventilation improvements are made which result in an electrical reclassification of the OSP 620 area. Recycled Water Facility • Interface with the PLC

10037777 - OSP & WSPS Security Enhancements

The project involves the following security upgrades: Upgrading card readers and door contacts at all perimeter doors and ensuring proper operation Replacing and furnishing gate and gate operator including structural support, electrical power and controls Adding protective cages around outdoor chemical and electrical equipment, including an allowance for replacing/repairing the existing perimeter fence and fence support as needed Furnishing, installing, and configuring servers for video recording, management and analytics Configuring security fiber optic connectivity and adding video camera units and local recording Establishing prune landscaping, adding new security signage, and upgrading lighting to dusk-activated LED lighting Adding interior presence sensing connected to an intrusion detection panel and alarming to security

OSP-11 - Gaseous Oxygen System (OSP 011)

Upgrades

The appropriate technology and alternative would be explored in the project's planning phase, but as a basis for this project, replacement of the PSA units with vacuum pressure swing adsorption (VPSA) units is assumed. PSA reduces the desorption pressure compared to VPSA, which allows for a higher percentage of available oxygen to be recovered and less air to be processed. This project includes the replacement/upgrade of the existing gaseous oxygen (GOX) system at OSP as detailed below: 1. Demolish/remove the three (3) existing 10 ton per day PSAs 2. Install two (2) new 10 ton per day VPSAs 3. Replace the GOX line connecting the VPSAs to the OSP 200 Aeration Basins

North Point Wet Weather Facility Projects

10026821 - Northpoint Outfall Refurbishment (Completed)

Rehabilitation of the outfall system includes removal of sediment/debris inside subterranean reinforced concrete sewers and repair of concrete spalls, cracks and damaged linings with epoxy. Rust formations will also be removed, followed by re-lining of existing cast-iron pipes (CIPs) with epoxy lining that provides the protection against the extreme corrosive marine environment and strength to withstand operating and hydrodynamic loads. In addition, sediments deposited inside and around the diffuser pipes will be removed and disposed of, along with associated steel supporting brackets. The project will also include installation of a new cathodic protection system for the Outfall System CIPs, ductile iron pipes (DIPs), and Outfall support structures under Piers 33 and 35; repair of damaged coating of Outfall pipes and supports; and installation of air vents and air relief valves on the outfall to release entrapped air.

10026822 - North Shore Pump Station Wet Weather Improvements

The project scope consists of:

- Demolition of the Materials Testing Lab within the North Shore Pump Station.
- Replace four Dry Weather (DW) pumps with

larger units so that 3 of the 4 pumps are capable of pumping 75 mgd during wet weather.

- Replace/extend discharge piping as needed for new flow path.
- Upgrade dewatering system, personnel elevator, bridge cranes, ventilation system and odor control system.
- Replace dry weather bar screens.
- Upgrade electrical systems.
- Full-range flow meter for each discharge pipe for measurement and regulatory requirements.
- Upgrades to existing standby generator to operate any one (1) of the dry weather pumps.
- Upgrades to the existing ferrous chloride system with double walled tanks, metering pumps and secondary containment system.
- Corrosion control and concrete coating at inlet channels and wet well.
- Re-roof North Shore Pump Station.

NPF-1 - Sedimentation (NPF 040/041) Tanks Condition Improvements

The project will perform condition improvements and upgrades to the sedimentation tanks, including the following components: NPF 040 & NPF 041 Sedimentation Buildings No. 1 & 2 Improvements:

- Concrete structural rehabilitation (patch and coat basin concrete and repair cracks)
- Replace doors that are in poor condition
- Evaluate HVAC system and ventilation and install a new heating system for locker rooms
- Replace building hot water system
- Building structural repairs, including replacement of roof (consider the presence of solar panels)
- Address NFPA 820 area classification issues in the locker room, control room & basement
- Rehabilitate locker rooms. Evaluate separating personnel areas from process areas
- Repair/replace deteriorated piping, equipment supports and other corroded metallic components
- Upgrade non-compliant stairs and hand/guardrails. Guards noncompliant at sedimentation tanks
- Provide no-flow cutoff for sludge pumps to protect pumps from running dry
- Replace building sump pumps and two (2) air compressors in NPF 041

- Upgrade NPF 041 server room to prevent foul air and water from entering

- Remove all abandoned-in-place equipment

NPF 043 Grease & Scum Removal Building Improvements:

- Concrete structural rehabilitation (repair cracks and spalling, patch and coat areas exposed to wet conditions)

- Building structural repairs, including roof replacement, general piping and corroded metal items

- Replace all roll-up doors

NPF 060 Sludge Control Building (including NPF 061, NPF 062, NPF 063, NPF 064) Improvements:

- Concrete structural rehabilitation

- Building structural repairs, including roof and door replacement, repair general piping, handrails, metal items corrosion

- HVAC/ventilation upgrade • Replace doors, a dewatering pump, and sump pumps

- Replace elevator (evaluate industrial-type elevator) and MCC

- Remove abandoned-in-place equipment, particularly electrical and modernize control room and "lab" room

NPF-2 - Admin Bldg (NPF 930) Evaluation & Interim H&S Improvements

This project involves an evaluation of NPF 930 to provide safe working conditions for employees. The interim rehabilitation components will be identified during the planning stage of the project, but as a basis, the following items are assumed:

- Interim structural repairs (repair deteriorated concrete)

- Replace roll-up doors and make make entrance ADA accessible

- Replace UPS for the emergency lighting system

- Replace elevator

- Rehabilitate HVAC system (including heating, vent fans, and ducting)

- Electrical improvements needed for Southside buildings to serve lower voltage applications

- Assess need for crane, replace if appropriate (used to access dewatering sump pumps)

- Evaluate area and use of dewatering sump pumps; replace pumps, piping, valves, EI&C, if appropriate

- Inspect/replace guardrails/handrails

- Install fire sprinklers/alarms and exit lighting, replace and install new lighting

NPF-3 - Dechlorination Process (NPF 500) Evaluation & Interim Rehab

The interim rehabilitation components of the project at NPF 500 are as follows:

- Repair deteriorated concrete surfaces

- Leakage into the lower level pump room needs to be addressed

- Repair or replacement of Palmer-Bowlus flume (effective flow monitoring is needed and currently not available)

- Assess the dewatering system pumps and piping; dewatering pumps and suction lines to be inspected and repaired/replaced

- Repair general piping, metal items corrosion

- Upgrade/replace the HVAC systems

- Evaluate if new sampling system is needed. If required, replace sample pumps and ISCO samplers, or provide a sampling system

- Assess functional need for replacement of chlorine residual analyzers (currently not in use)

- Assess disinfection (hypo contact) and dechlorination (bisulfite contact) functional needs

- Evaluate condition of two seal water pumps In addition, a process evaluation of the facility should be undertaken, which will involve evaluation of the long-term plan for the facility. This will determine whether the Roundhouse should be upgraded, or eliminated and replaced by another type of disinfection & dichlorination system.

10037904 - NPF & NSS Security Enhancements

The components of the project are as follows:

- Upgrade continental card reader access control

- Replace and furnish gate and gate operator including structural support, electrical power and controls

- Add protective cages around outdoor equipment, & repair/replace perimeter fence

- Furnish, install and configure servers

- Configure security fiber optic connectivity & add video camera units

- Add signage, lighting and prune landscaping

- Provide interior presence sensing connected to intrusion detection panel

NPF-6 - NPF DCS Upgrades (Construction)

This project will replace the aging control system infrastructure at NPF as the existing DCS equipment are obsolete. The needed upgrades include converting all existing DCS control systems to Emerson-based systems as specified by the Facility-Wide DCS Control Upgrades Project, and upgrades to the aging control panels, annunciator panels, sensors, disconnect switches, bare grounding wiring and control devices.

The DCS supplier will provide the following design services:

- Network configuration and architecture design
- Equipment location and layout design
- DCS panel layouts and wiring diagrams
- Loop drawing development
- Control narrative development support
- Human Machine Interface (HMI) screen standards development
- DCS application software development

The DCS supplier will provide the following equipment:

- Process control module panels
- Remote I/O (RIO) panels
- Server equipment and racks
- Main fiber distribution rack panels
- Marshalling panels or "B" panels
- Fiber optic patch panels and terminal panel
- Network switches and routers

COLLECTION SYSTEM

Central Bayside System Improvement Project

10002102 - Central Bayside System Improvement Project - Phase 1

The Central Bayside System Improvement Project (CBSIP) will provide collection system enhancements to both the Channel and Islais Creek watersheds including redundancy for the existing 66-inch Channel Force Main, infrastructure improvements to sewers and pump stations, and stormwater management. Major components of the project consist of a tunnel to transport (via gravity) dry and wet weather flows from the Channel and North Shore watersheds to

the SEP, a large all-weather pump station to lift the flows into the SEP, improvements to Channel Pump Station (CHS), and infrastructure improvements within the watersheds. This project will provide planning, environmental review, and preliminary design for the improvements. Design and construction of CBSIP will be completed in Phase 2 of SSIP.

The Channel Tunnel will include a gravity tunnel approximately 24-feet in diameter and up to 10,000 feet long, extending from the existing CHS near Mission Creek to the SEP. It will also include a new Channel Tunnel Lift Station (CTLS) with approximately 120 MGD capacity, located in the vicinity of the SEP at the southern end of the Channel Tunnel. The existing CHS will be retrofitted to include additional pumping functions, potential grit removal, and potential odor control.

Interceptors/Tunnels/Odor Control

10033106 - Geary BRT Sewer Improvements Phase 2

SFMTA is implementing the Geary Bus Rapid Transit (BRT) Program and SFPUC will be a partner to replace/upgrade sewers along the Geary Corridor. Any sewer work required, whether it is sewer relocation, sewer rehabilitation or sewer replacement, will be undertaken as part of SFMTA's project.

SFPW has started the pre-planning effort in determining sewers that may need replacement due to age and/or condition. Approximately 2.2 miles of sewers on this Geary corridor, from Stanyan Street to 34th Avenue (Phase 2 of the BRT Program), and on nearby cross streets, have been identified as possibly needing replacement. The weighted average age of these sewers is 74 years.

10034718 - Large Sewer Condition Assessment and Improvements

This is a collection of sewer improvement projects that will rehabilitate and/or replace Large Sewers (sewers greater than 36-inches in diameter or equivalent diameter) that has been prioritized using Collection System Asset Management Program (CSAMP) data with the highest risk level for failure. The collection of projects (or

subprojects) were identified from the efforts of SSIP Phase 1 projects, 10002641 - Collection System Condition Assessment.

Included as one subproject to construct an intertie between the existing 66-inch diameter Channel Force Main sewage conveyance line to the Islais Creek Transport/Storage Box.

As of September 2021, the list of subprojects under 10034718 include:

- A) Channel Force Main Intertie
- B) New Montgomery, Mission, Jessie, & Minna Streets Brick Sewer Rehabilitation
- C) Panhandle and Inner Sunset Sewer Improvements
- D) Tenderloin and Nob Hill Sewer Improvements
- E) Chinatown and North Beach Sewer Improvements
- F) Castro District Sewer Improvements
- G) South Van Ness Ave Sewer Improvements (joined Paving Project)
- H) East SOMA Sewer Improvements
- I) Hayes Valley Sewer Improvements
- J) West SOMA Sewer Improvements

10033745 - Mission Street, 16th to Cesar Chavez Streets, Brick Sewer Rehabilitation

Based on the outcome from SSIP Project CWWSIPCSSR02, Collection System Assessment, "Mission Street, 16th to Cesar Chavez, Brick Sewer Rehabilitation" (Mission BSR), and "New Montgomery Brick Sewer Rehabilitation" (NM BSR) projects were identified. The planning work for Mission BSR was completed with CWWSIPCSSR02, and the planning work for NM BSR was completed in this project. The remaining project phases for Mission BSR are included in this project. Other large-diameter sewer improvement projects will be implemented with other capital projects, such as Project No. 10034718.

The purpose of this proposed project is to rehabilitate the certain existing main sewers located on Mission Street (between 16th and Cesar Chavez Streets). This proposed project includes design, right-of-way, environmental, bid and award, construction and closeout phases to rehabilitate approximately 5,000 linear-feet of the large-diameter sewers, located on Mission Street, between 16th and Cesar Chavez Streets, utilizing

trenchless rehabilitation methods (cured-in-place liner, spray-mortaring or slip-lining).

10002554 - Richmond Transport Modeling (Completed)

Historically, geysering and blown manholes have been observed in the Richmond Transport/Storage Tunnel and upstream sewer system during large storms. These phenomena may be due to surge activity in the system, release of trapped air pockets, or excessive venting relative to the available vents. Various hydraulic models were performed using InfoWorks and some physical improvements to the system have been made over the last 15 years. The hydraulic modeling performed could not account for air pockets or potential bores in the system; therefore, WVE and SFPW/Hydraulics agreed that consultant support was needed to provide numeric modeling that can stimulate the known situation and provide recommendations for capital improvements to address the system issues.

This project included the review of two separate models: the InfoWorks Integrated Catchment Model (ICM) of the San Francisco collection system, and a Transient Analysis Program (TAP) model of the Richmond Transport/Storage Tunnel and associated sewers and amenities. Recommendations for improving the system and addressing the identified issues were developed in a technical memorandum (TM). Since the completion of the TM, a new project was initiated to evaluate and determine which recommendations from the TM would be implemented through construction. This project ended at the Planning Phase.

10002641 - Collection System Condition Assessment

This project consists of:

- Performed condition assessments and confirmed the needs for rehabilitation or replacement of approximately 10-miles of sewers.
- The following condition assessment steps are taken:
 - o Identified goals for condition assessment,
 - o Determined the type and level of condition assessment needed,

- o Performed asset inspection,
- o Performed data analysis, and
- o Provided recommendations for projects to be rehabilitated through SSIP Project 10033745, 10034718, and potentially future capital projects or R&R projects.
 - Completed the planning phase, including the CER, for the first group of large-diameter sewers located on Mission Street, between 16th and Cesar Chavez Streets, with the remaining project work for Mission Brick Sewer Rehab will be implemented through FSP Project No. 10033745.

10002652 - Kansas and Marin Streets Sewer Improvements

The purpose of the Kansas and Marin Streets Sewer Improvements is to address the SSIP Level of Service (LOS) goals of managing stormwater from a statistically derived storm lasting 3-hours, with a total of 1.3-inches of rainfall and defined peak rainfall intensity (5-year 3-hour, LOS storm). The proposed project includes planning, environmental review, right-of-way, design, construction and closeout phases and assumes the following scope of work:

- Entering into a Memorandum of Understanding (MOU) with San Francisco Public Works (SFPW) to allow the sewer construction and permanent sewer alignment within their Cesar Chavez Maintenance Yard, and providing for temporary staff parking to replace spots displaced by the construction
- Utilizing design-build method (vs. design-bid-build) project delivery method; where, a Request for Qualification will be followed by a Request for Bid, and the selected bidder or design-builder will complete the design from 65% to 100% design and also construct the approved design and project.
- The design-builder will design and construct approximately 900 linear feet of 8-foot diameter tunnel installed using micro-tunnel boring machine (MTBM) construction method in the MOU through SFPW's Maintenance Yard.
- The design-builder will design and construct two new reinforced concrete junction structures (including angled access manhole structures) to connect with the existing sewers, and design and construct surface restoration improvements

associated with project completion.

10002689 - Drumm and Jackson Streets Sewer System Improvement

The purpose of the Drumm and Jackson Streets Sewer Improvements is to address the SSIP Level of Service (LOS) goals of Operational Reliability (State of Good Repair). The project includes planning, environmental review, design, bid and award, construction and closeout phases for the following scope of work:

- Completed trenchless rehabilitation of the following sewers using spray-mortaring and epoxy coating:
 - o Approximately 800 feet of the Drumm Street Box Sewer (7'6" x 6'0").
 - o Approximately 200 feet of the Jackson Street Box Sewer (8'6" x 7'0").
- Completed associated work with the rehabilitation, including:
 - o Performed sewer cleaning prior to the trenchless rehabilitation.
 - o Bypassed sewer flow by damming and piping through the existing box sewer.
 - o Performed surface restoration.
 - o Coordinated work with WWE to ensure worker safety and prevent any wet weather impacts.
- Completed CEQA approval and public outreach of the project.
- Entered into a Memorandum of Understanding with SF Port for the work near the intersection of The Embarcadero and (the paper street) Jackson Street.

10002760 - Cargo Way Sewer Box Odor Reduction

The proposed project consists of:

- Preparation of a Needs Assessment Report to identify odor control opportunities in the Bayside collection system based on the WATS model evaluation. (Completed).
- Odor control improvements identified by Operations for sewer box located at Cargo Way include the following:
 - o Identification of flow sources and potential Infiltration and Inflow (I&I) issues
 - o Installation of tee at Booster Pump Station Effluent manifold
 - o Trenchless installation of 50 LF of 12-inch

Ductile Iron Pipe (DIP) inside 18" steel casing beneath SFMTA tracks

- o Installation of 3,950 LF of 12-inch DIP
- o Installation of backflow preventer and control valves
- Obtain CEQA approval (CatEx is assumed) and other necessary permits as necessary to implement project (such as Maher and BCDC application)
- Establish construction and long-term MOU with SFMTA and SF Port
- Conduct public outreach to the community, including SF Port and its stakeholder

10031676 - Rutland Sewer Improvements (Completed)

Under this project, the hydraulic capacity of the sewers in the project area will be increased to meet the SSIP Level of Service storm. The project will consist of multiple improvements along Rutland Street (from Visitation Avenue to Sunnydale Avenue) including replacing the existing sewer with a larger reinforced concrete pipe, constructing a wet weather diversion structure, and conveying water passing over a weir inside this underground structure during a large storm event through new piping and discharging into a deep wet weather tunnel (Sunnydale Sewer Tunnel). To minimize construction impacts to the community, this sewer work will be constructed with the Visitation Valley Green Nodes Project.

10002664 - Van Ness BRT Sewer Improvements

The scope of sewer work includes the following:

- Construct approximately 20,000 LF of 12-inch to 54-inch diameter VCP and RCP sewers or HDPE sewers in steel casing between Mission Street and Lombard Street for a twin sewerage system along the entire corridor.
- Construct 187 concrete manholes along the new sewer alignment.
- Repair, replace, or construct approximately 2,215 LF of 6-inch or 8-inch side sewers and connect to the newly constructed main sewer.
- Construct 80 new concrete catch basins to ensure proper overland flow drainage around the proposed platforms and bulb-outs.
- Install 121 new cast iron water traps for existing

catch basins to remain where connections to new main sewers are necessary.

- Construct approximately 2,200 LF of 10-inch diameter VCP culverts for new catch basins.
- Inspect newly constructed main sewers, side sewers and culverts by closed-circuit television (CCTV).
- Plug and fill to abandon approximately 1,800 LF of existing sewers where sewers are to be relocated.

10002667 - Better Market Street Sewer Improvements - Phase 1

In line with SSIP's strategy to work with other City and County agencies on projects they initiated to protect value and function of wastewater facilities, SFPUC partnered with SFMTA and SFPW in the Better Market Street (BMS) State of Good Repair Program. This interdepartmental project will replace aging sewers. The SSIP will participate in this Program with the replacement of most of the sewers in Market Street, many of which are made of bricks and are over 100 years old in Market Street. This project will consist of three blocks project on Market Street between 5th Street and 8th Street.

10002670 - Geary BRT Sewer Improvements Phase 1

SFMTA is implementing the Geary Bus Rapid Transit (BRT) Program and SFPUC will be a partner to replace/upgrade sewers along the Geary Corridor. SFPUC had previously determined to separately implement the required sewer rehabilitation and/or sewer replacement as a SFPUC contract.

This project includes replacement or rehabilitation of existing 6-inch to 18-inch diameter circular sewers and 3-foot by 5-foot non-circular egg-shaped brick sewers. Approximately 1.5 miles of sewers along this corridor, on Geary Boulevard from Franklin to Masonic (Phase 1 of the BRT Program), and on nearby cross streets, have been identified as possibly needing replacement. The weighted average age of these sewers is 78 years. Cost information provided below is based on the net present value of the initial screening and will change once project proceeds to design phase.

10002672 - Central Subway Sewer Improvements (Completed)

This project is related to the SFMTA Central Subway Phase 2 of the Third Street Long Range Transportation Plan Project that will extend rail service from Fourth and King Streets to a northern terminal at Stockton and Jackson Streets. The purpose of this project is to include sewer improvements to avoid conflicts with the proposed light rail scope and to minimize future repair and replacement impacts. The sewer improvement project includes reconstructing existing 78-inch sewer (Fourth Street between Brannan Street and King Street), and relocating/replacing existing 30-inch force main (Fourth Street between Bryant Street and King Street) and 48-inch gravity sewer (Fourth Street between Bryant Street and Brannan Street).

10002687 - Mission Bay Loop Sewer Improvement

SFMTA's Mission Bay Loop Project will install light rail track on Illinois Street between 18th and 19th Streets. The improvements will support the future operations of the Third Street Light Rail in anticipation of the activation of the new Central Subway segment. The existing gravity sewers and force mains on Illinois Street will need to be relocated and/or replaced to avoid future conflicts with light rail operations. This sewer improvement project includes planning, environmental review, design, and construction phases.

Revisions to 2018/New for 2020:

The sewer work has been completed and partial Substantial Completion for the sewer work has been issued in October 2019.

10031546 - Masonic Avenue Sewer Improvements (Completed)

The proposed sewer work is as follows:

- Furnish and install approximately 4,747 LF of 12-inch, 15-inch, 18-inch, 21-inch, and 24-inch vitrified clay pipe (VCP)
- Line existing 12-inch diameter VCP sewer with cured-in-place liner
- Construct 6 and/or 8-inch side sewer connections

- Cast-in-place or precast manholes and catch basins
- Clean/mortar existing manholes

10002776 - Taraval Sewer Improvements

SFMTA is implementing the L Taraval Transit Improvements Program and SFPUC will be a partner to replace/upgrade sewers along the Taraval Corridor. Any sewer work required, whether it is sewer relocation, sewer rehabilitation or sewer replacement, will be undertaken as part of SFMTA's project.

The scope of the sewer work includes replacing approximately 19,000 LF of 12-inch to 36-inch diameter iron stone pipe (ISP), vitrified clay pipe (VCP), reinforced concrete pipe (RCP), or concrete sewers along Taraval Street between 15th Avenue and 46th Avenue, and Ulloa Street between Forest Side Avenue and 15th Avenue for a twin sewerage system.

Pump Stations and Force Mains Improvement Projects

10002417 - Hudson Ave Pump Station and Outfall Improvements (Completed)

The original project scope of work included replacing an existing pump with a new pump station to convey combined sewer flows from an easement sewer (located inside private properties) to the SFPUC sewer system. During the needs assessment and alternative analysis phases, the project team confirmed that only two properties located on Innes Avenue are served by the existing pump. Therefore, the selected solution was a "no project" alternative, where it was recommended that Wastewater Enterprise (WWE) de-activate the existing pump and easement sewer, because this would be the most cost-effective option. Wastewater Enterprise would need to work with the Department of Building Inspection and the affected property owners to re-route the sewer flows to the existing sewers located in the Innes Avenue. Therefore, this project completed the Alternative Analysis Report (AAR) and any remaining work is deferred to WWE for implementation.

10002419 - Force Main Rehab at Embarcadero

and Jackson Streets

This project consists of the following:

- Rehabilitate approximately 190 LF of the NSFM that is located outside the Jackson Street Transport/Storage Box (JST) by installing a 28-inch outside diameter, DR26 HDPE pipe.
 - Replace approximately 50 LF of the NSFM that is located outside the JST and underneath the Jackson combined sewer discharge (not via sliplining).
 - Construction of a valve, valve-vault and associated mechanical/electrical controls to allow WWE Operations to direct combined sewage flows to either the NSCFM or to the existing NSFM.
 - Establish a Memorandum of Understanding with SF Port (and/or its tenant) for the temporary construction and permanent O&M easement for the NSFM asset.
- Obtain CEQA approval (Mitigated Negative Declaration - MND) for the project.
- Perform public outreach to the community, including stakeholders along SF Port's waterfront area.

10026828 - Mariposa Dry-Weather Pump Station & Force Main Improvements

The proposed project consists of the following:

- Increase the dry weather pump capacity to handle a peak flow rate of 5.0 MGD
- Demolish existing pump station building, underground structure, wet well, electrical system, and associated assets to make room for a new pump station.
- Obtain CEQA (CatEx) approval for the project, and apply for necessary permits (BCDC, Maher's Ordinance, etc.) to construct the improvements.
- Construct a new pump station building, underground structures, and wet well within existing SFPUC land and an expansion of the existing SF Port easement, including:
 - o Replacing the deteriorated main discharge valve.
 - o Replacing the crane system with one capable of supporting the larger, new pumps.
 - o Providing security cameras.
 - o Providing emergency access key box at gate and main entry door.
 - o Providing accessible egress gate and improving

Factor truck access by modifying perimeter fence.

- o Providing code-compliant emergency exit lighting with battery backup along egress path of travel and at exterior door landing.

- Construct new MCCs, DCS, PLC, panels, power service, and level monitoring system, including:
 - Upgrading and/or replacing power service to the pump station to accommodate power requirement for new dry weather pumps.
 - Evaluating PLC replacement as part of ongoing effort to replace PLCs system-wide.
 - Replacing the compressor and receiver to maintain system reliability during the service life of the building and evaluating Ultrasonic Level Detection as primary control instrument.
- Construct new HVAC and Odor Control System, including:
 - o Investigating the adequacy of the current HVAC system to provide necessary ventilation and replacing HVAC equipment as required.
 - o Replacing odor control unit and ducting. New odor control unit type will be decided by WWE O&M for system-wide consistency of odor control equipment and operations.
 - Obtain permanent power supply from Power Enterprise.
 - Replace the existing dry weather force main with a new larger diameter force main downstream of the new dry weather pump station. Utility coordination and/or relocation may be necessary with the replacement of the force main.
 - Establish MOU or apply for encroachment permit for temporary construction easement within SF Port's jurisdiction.
 - Conduct public outreach to the community, including SF Port and its stakeholders.

10026829 - Cesar Chavez Pump Station (Completed)

Under this project, stormwater and groundwater that collects under the Cesar Chavez freeway underpass within a bounded area will be conveyed to SEP. As this is not an all-weather pump station, WWE determined that this project is a lower priority than other all-weather pump stations. The remaining needs of the project may be added to the WWE R&R program list for consideration. After the NAR and the Draft AAR

were completed, it was determined that this project is less critical than other dry-weather or all-weather pump station improvements. Therefore, this project will complete the Draft AAR and any remaining work is to be deferred to the WWE R&R program for consideration. This SSIP project will end at the Draft AAR phase.

10002465 - Marin Street Sewer Replacement (Completed)

The purpose of the project is to upsize the existing 24-inch diameter sewers (located between the intersection of 3rd Street and Marin Street and the Marin Street Outfall Structure, or Project Location) to handle additional dry-weather flows projected from the tributary area. The wet-weather conveyance associated with this sewer system would also be evaluated but no wet-weather conveyance issues were included in this project.

Hydraulic studies of the watershed area was performed to determine the hydraulic adequacy of the pipelines in the area based on expected flows from approved developments, as well as to confirm the necessary pipe size. Based on the results from the hydraulic studies, the existing 24-inch diameter sewers at the Project Location were replaced with 30-inch diameter sewers. CEQA approval was obtained, along with other necessary permits such as BCDC and Caltrans permits. A MOU was executed with the SFMTA to execute this work as a portion of the Project Location is located within SFMTA jurisdiction.

10002485 - Griffith Pump Station Improvements

The project consists of:

- Replacing the dry weather and wet weather pumps, including installation of new sump pumps to maintain the existing capacity of 11.5 MGD and 120 MGD.
- Installation of new bar screens (including motors, VFDs, housing, control panel, hardware, etc.).
- Installation of two new bridge cranes in the manifold room and main pump area.
- Replacement of the bar rack room crane with a new monorail system.
- Perform structural modifications, as necessary, in support of mechanical systems installations,

including: Replacement of the dry weather manifold piping and associated appurtenances with HDPE pipes (associated appurtenances include check valves and knife gate valves, and pipe supports [flowmeter will be salvaged]).

- Modification of the manifold room stairway and catwalk to accommodate a new crane system and widening of manifold room access hatch.
- Downsize the OCU exhaust fans to match capacity rating of OCU (to better facilitate removal of hydrogen sulfide).
- Modification of the HVAC system to increase the hourly air changes in the bar rack area, in accordance with WWE standards and NFPA 820.
- Removal of most of the dry weather manifold piping in manifold room. This would include check valves and knife gate valves, while flowmeters would be salvaged.
- Construction of two canopy systems to protect outdoor equipment, including chemical tanks, metering pumps, ultraviolet light, and associated deteriorating elements.
- Installation of a tamper-proof roof access ladder.
- Replace and improve electrical work; including a new station switchgear, MCCs, one ATS, and refurbish existing standby generator.
- Upgrade existing station with new automation and instrumentation equipment, control devices, and programmable controllers.
- Obtained CatEx (CEQA approval) for the project.

10002138 - North Shore to Channel F M Drainage Improvement (Completed)

North Shore Force Main (NSFM) provides critical conveyance of combined sewage and stormwater flows from the northeastern quadrant of San Francisco to SEP. Before this project, this force main did not have any redundancy and could only be taken out of service for no more than 22-hours to meet the NPDES permit requirements. Approximately 2,750 LF of the 8,000 LF of this force main were located in The Embarcadero Roadway and either constructed of steel pipe or ductile iron pipe (both are susceptible to corrosion). After emergency repairs in 2008, a project was initiated under the Wastewater Capital Improvement Program to

construct a redundant force main (North Shore to Channel Force Main [NSCFM]), so the 2,750 LF of the existing NSF M may be taken out of service for a complete repairs. As the construction work progressed, many unforeseen site conditions, including discovery of seven underground storage tanks, caused significant delays to the project and additional funding was needed to complete the construction contract. Since the project contributes to the SSIP Level of Service ensuring critical functions are built with redundant infrastructure, the project team obtained approval from SFPUC to reallocate funds from SSIP to provide additional construction and construction management funds.

The NSCFM is now in service and combined sewage flows are diverted to the NSCFM; thereby, allowing the remaining 240 LF of the DIP section of the NSF M to be rehabilitated. The construction contract became a joint-project between SFPUC Wastewater Enterprise and SFPW Paving Program and was led by SFPUC.

10037251 - Seacliff No. 1 PS & FM Upgrade

Seacliff No. 1 Pump Station (PS) was constructed in 1929 and operates in dry and wet weather and has two pumps. An eight-inch diameter force main (FM) connects the pump station to an existing sewer on El Camino Del Mar Drive that drains to the Richmond Transport Tunnel. An overflow structure for Combined Sewer Discharge No. 005 (CSD 005) is located within Seacliff No. 1 PS, and permitted overflows from CSD 005 drains to China Beach.

The purpose of this project is to replace Seacliff No. 1 PS and FM, in accordance with the Operational Reliability LOS Goal (Performance Requirements & Water Quality). This project includes planning (including condition assessment, needs identification, alternative analysis and conceptual engineering), design, right-of-way, environmental, bid and award, construction and closeout phases. Although the project scope depends on the outcome from the planning phase and scope freeze efforts, the current schedule and budget include the following assumptions and scopes of work:

1. Replacement of pump station and wet-well at

its existing location. The new pump station would be a new, single-story above grade building (approximately 100 square-feet).

2. Replacement of approximately 930 linear feet of 8-inch force main at the same alignment.

3. Installation of a new connection from new pump station to CSD 005.

4. Installation of flow monitoring devices for post-storm evaluation.

5. Installation of floatable controls at the overflow structure to CSD 005.

6. Installing a redundant pump for 'n+1' redundancy during wet weather.

As the current sewer assets are partially located on Federal/GGNRA property, substantial efforts with right-of-way coordination, environmental and other permitting is required. Potential impacts from the permitting and ROW coordination will be better quantified as the project progresses.

10037246 - Seacliff No. 2 PS & FM Upgrade

Pump Station Scope of Work: Electrical equipment, power service, generator system, level monitoring system, process equipment, buildings, underground structures, wet wells, and surrounding site.

Seacliff No. 2 Pump Station (PS) was constructed in 1940 and conveys dry and wet weather flows with three submersible pumps. An eight-inch diameter force main (FM), approximately 1,060 linear feet long, connects the pump station to an existing sewer on El Camino Del Mar Drive and drains to the Richmond Transport Tunnel. The overflow structure for Combined Sewer Discharge (CSD) 007 is located in Seacliff No. 2 PS, and permitted overflows from CSD 007 drain to Baker Beach.

The purpose of this project is to rehabilitate Seacliff No. 2 PS and FM, in accordance with the Operational Reliability Level-of-Service Goals (State of Good Repair). This project includes Planning (including condition assessment, needs identification, alternative analysis and conceptual engineering), for the following scope of work and assumptions:

1. Assume existing PS can be rehabilitated and upgraded to meet current building codes, including:

Appendix 1 - SSIP Quarterly Report

- a. Perform seismic retrofit of the existing pump station building and associated mechanical and electrical equipment, piping, and fittings.
- b. Address fire, emergency and health and safety requirements.
- c. Assume damaged concrete and exposed rebar can be repaired.
- d. Assume deterioration of the existing wet-wells can be repaired.
2. Replace the three submersible pumps in kind (47 horsepower pumps).
3. Replace other mechanical and process equipment, including: existing crane, bubbler system, piping, valves, inlet gate and operator, water system components, and washdown pump.
4. Provide protective coating to all exposed metal piping, fittings, and valves.
5. Replace all electrical equipment.
6. Upgrade fiber optic connection.
7. Address PS security needs, including providing: perimeter camera, access key box at gate, egress compliant gate hardware and level lockset or panic hardware exit device and solid panel surrounding lock.
8. Replace existing eight-inch force main with 16-inch force main in the same alignment.

10037303 - Sunnydale PS Safety Improvements

Sunnydale Pump Station (PS) was constructed in 1991 and operates in wet weather to manage flows within the Sunnydale Drainage Basin. This PS is prone to groundwater intrusion, which has corroded the building structure, electrical and mechanical equipment.

The purpose of this project is to meet the Health, Safety and Security Level-of-Service Goal. Longer-term improvements at this station are in a separate project and scheduled later in the capital improvement program. This project includes Planning (including condition assessment, needs identification, alternative analysis and conceptual engineering), Design, Right-of-Way, Environmental, Bid and Award, Construction and Closeout Phases. Although the project scope depends on the outcome of the Planning Phase, the project includes the following scope of work and assumptions:

1. Address safety risks from groundwater intrusion, including:

- a. Repair structural deficiencies observed including repair of cracks and leaks.
- b. Upgrade and repair manifold room (including: piping, PRVs, lighting, instruments, equipment).
- c. Address water leakage in manifold room and Motor Control Center (MCC).
- d. Repair leaking door.
- e. Perform electrical repairs.
- f. Replace HVAC equipment that are corroded due to water intrusion.
2. Address Security Concerns, including:
 - a. Install new security signage and upgrade lighting to dusk-activated LED lighting.
 - b. Upgrade card readers and door contacts at all perimeter doors.
 - c. Add interior presence sensing, connected to an intrusion detection panel and alarming to security.
 - d. Furnish, install and configure video recording servers, management server and analytic servers including uninterruptable power supplies (UPS).
 - e. Install video camera units and local recording.
3. Address Other Safety Concerns, including:
 - a. Evaluate and add gas detection system, as necessary.
 - b. Add site lighting at egress penthouse and entrance to station.
4. Other assumptions:
 - a. Construction work will be performed during dry-weather when the PS is offline; therefore, no diversion is needed.
 - b. All work is considered as replacement-in-kind work, and is not expected to affect future operations.
 - c. Longer-term improvements not included in above scope may be performed in future and separate projects.

PS-4 - Pump Station Security Upgrades (CCS, GFS, CHS, MMS)

The scope of security upgrades at the four pump stations is provided below:

Cesar Chavez Pump Station (CCS): Upgrade card readers and door contacts at all perimeter doors; Add interior presence sensing, connect to an intrusion detection panel and alarm security; Provide allowance for replacing / repairing existing perimeter fence and fence support as needed; Add protective cage around outdoor

chemical and electrical equipment; Furnish, install and configure video recording servers, management server and analytic servers including uninterruptible power supplies (UPSs); Configure security fiber optic connectivity back to Southeast Plant (SEP) to enable live video connection; Upgrade lighting to dusk-activated (non-motion) LED lighting; Add new security signage.

Griffith Street Pump Station (GFS): Add bullet resistant glass at perimeter windows; Upgrade card readers and door contacts at all perimeter doors; Add interior presence sensing, connected to an intrusion detection panel and alarm security; Install two (2) new gates, replace and furnish gate and gate operator at one (1) gate location including structural support and electrical power and controls; Provide allowance for replacing / repairing existing perimeter fence and fence support as needed; Add protective cage around outdoor chemical and electrical equipment; Furnish, install and configure video recording servers, management server, and analytic servers including uninterruptible power supply (UPS); Upgrade lighting to dusk-activated (non-motion) LED lighting; Add new security signage; Add video camera units and local recording.

Channel Pump Station (CHS): Repair card reader operation at motorized swing gate; Repair or refurbish any door contacts requiring upgrade to doors; Upgrade card readers and door contacts at all perimeter doors and ensure proper operation; Add interior presence sensing, connected to an intrusion detection panel and alarming to security; Replace and furnish gate and gate operator at one (1) gate location including structural support and electrical power and controls; Provide allowance for replacing / repairing existing perimeter fence and fence support as needed; Furnish, install and configure video recording servers, management server, and analytic servers including UPS; Furnish, install, and configure wireless mesh network; Configure security fiber optic connectivity back to SEP to enable live video connection; Upgrade lighting to dusk-activated (non-motion) LED lighting; Add new security signage; Add video camera units and local recording.

Merlin Morris Pump Station (MMS): Add new security signage; Upgrade lighting to dusk-activated (non-motion) LED lighting; Convert roof and perimeter fencing to be non-porous to protect staff from freeway debris and safety and security risks posed by the public.

PS-5 - Geary Underpass PS Safe Access Enhancements

This project aims to improve access in and around the Geary Underpass Pump Station, in accordance with the Health, Safety, and Security LOS goal. This includes:

- Investigate options to improve maintenance access
- Improve lighting and accessibility improvements to remove and replace pumps
- Verify overhead mounted underpass lighting and install lighting near entrance, if none is present
- Add handrail at entry steps, add ladder fall protection, and upgrade the guardrail at the well opening
- Modify or replace stair guardrails where openings exceed 21 inches clear and at height < 42 inches
- Provide handrails on both sides of stairs

Geary Underpass Pump Station (PS) was constructed in 1960 and operates in wet weather to manage overland flows that collect at the Geary Boulevard underpass located near Fillmore Street. Existing access to this PS poses a hazard to operation and maintenance staff, who must walk beside high traffic areas and on a narrow pathway to reach the PS.

The purpose of this project is improve access to and within the Geary Underpass PS, in accordance with the Health, Safety and Security Level-of-Service Goal. This project includes Planning (including condition assessment, needs identification, alternative analysis and conceptual engineering), Design, Right-of-Way, Environmental, Bid and Award, Construction and Closeout Phases. Although the project direction depends on the outcome of the Planning Phase, it includes the following scope of work and assumptions:

1. Investigate options to improve maintenance access.

2. Improve lighting and accessibility improvements to remove and replace pumps.
3. Verify overhead mounted underpass lighting and install lighting near entrance, if none is present.
4. Add handrail at entry steps, add ladder fall protection, and upgrade the guardrail at the well opening.
5. Modify or replace stair guardrails where openings exceed 21 inches clear and at height < 42 inches.
6. Provide handrails on both sides of stairs.

Combined Sewer Discharge (CSD) and Transport/Storage (T/S) Structure Projects

10037244 - Baker (009) Baffle Improvements

The components of the project at Baker CSD involve the following: install a baffle on the east overflow weir; repair or replace western array of valves to stop leaking ; repair eastern array of valves to prevent leaking ; repair or replace deteriorated metal plumbing pipes; repair minor defects including missing aggregate and infiltration in connecting sewer ; patch and coat minor.

10037245 - Brannan (019) CSD Gate & Baffle Rehab

Scope of work for these CSDs are based on historical performance and WWE Operations video inspection records. The butterfly discharge valve is not working properly, thus the combined flow discharge get interrupted, when valve is not opening. In addition, the flap valve at the end of is stuck in open position and the CSD lacks baffle to control the floatables.

The components of the project at Brannan Combined Sewer Discharge (CSD) involves:

- Improving the discharge system either by restoring the weirs and passive system or repair of mechanical system and valve and actuator
- Replace the flap gate with an inline check valve or another flap gate
- Install baffle for floatables control
- Conduct concrete patching and repair works and repair exposed rebar
- Replace the access ladder

CSD-3 - System-wide CSD & T/S Monitoring Equipment Assessment

The project involves a system-wide assessment of WWE's CSD monitoring equipment for wet weather operations and reporting. The assessment may provide recommendations for replacement or relocation of sensors, calibration needs, technology upgrades, transfer from hard-wired to radio, new installations, additional access, or other recommendations. As an allowance, the project cost assumes replacement and conversion to wireless communication for existing sensors at the following CSD locations: CSD 001 - Lake Merced (3 sensors), CSD 002 - Vicente (3 sensors), CSD 003 - Lincoln (3 sensors), CSD 005 - Seacliff 1 (3 sensors), CSD 007 - Seacliff 2 (2 sensors), CSD 009 - Baker (1 sensor, relocated from Pierce CSD), CSD 025 - 6th Street (1 sensor), CSD 029 - Mariposa (3 sensors), CSD 031A - Islais Creek (1 sensor), CSD 041 - Yosemite (1 sensor) and CSD 043 - Sunnydale (1 sensor). An additional allowance of \$2,000,000 is also included for reliability improvements of sensors at other CSD locations based on the assessment results.

CSD-4 - CSD Structure Rehab & Upgrades - Part 1

A detailed condition inspection should be undertaken prior to design to confirm the scope of structural rehabilitation works. The components of the projects at Laguna (CSD 011), Howard (CSD 018), Fourth St N (CSD 023), Mariposa (CSD 029), Evans (037), Lake Merced (001) and Lincoln (003) are detailed as follows. Laguna CSD Consolidation: This project involves planning, design and construction of Laguna CSD consolidation. For costing purposes, it is assumed that Laguna CSD will be filled with lightweight cellular concrete, with a bulkhead installed at the Marina T/S box and at the sea wall. The following general project elements are assumed: clean and prepare the pipe for decommissioning; remove debris and loose materials, and seal infiltration cracks and holes; demolish existing items as required to facilitate construction activities; relocate and/or cap any existing utilities into the CSD; install a permanent bulkhead at the seawall and a permanent bulkhead at Marina T/S box;

apply anticorrosive coating to all exposed ferrous metals; perform dewatering within the CSD as required; install lightweight cellular concrete; remove access manholes and backfill Howard CSD Rehab: Improve floatables control on flows discharging through the butterfly valve; repair leaking butterfly valve; replace conduit for valve control; patch and coat concrete defects and exposed rebar; investigate potential void and repair; repair missing bricks and mortar; seal major cracks and fractures Fourth St North CSD Rehab: Patch and coat concrete defects and exposed rebar; investigate potential pipe sag; repair missing bricks and mortar; seal major cracks and fractures Mariposa CSD Rehab: Patch and coat concrete defects and exposed rebar; seal infiltration cracks and holes; repair major cracks and fractures; repair or replace manhole cover and ladder rungs; replace monitoring line brackets Evans (037) CSD Rehab: Seal infiltration cracks and holes; patch and repair concrete defects; patch and repair exposed rebar and missing aggregate; repair or replace baffle brackets if necessary Lake Merced (001) CSD Rehab: Seal infiltration cracks and holes; patch and coat concrete defects and exposed rebar Lincoln (003) CSD Rehab: Seal infiltration cracks and holes, patch and coat concrete defects and exposed rebar; seal major cracks and fractures, remove abandoned-in-place flow monitoring equipment and cables

10002299 - Richmond Transport/Storage Tunnel Rehabilitation

The scope of this project includes the evaluation of rehabilitation methods for the Richmond/Transport Storage Tunnel to confirm the previous findings and recommendations included in the physical modeling performed by PMC and presented in October 2013 to resolve historical surge issues identified. The model identified the causes of geysering through vent holes and dislodging manhole covers in various areas and included modification recommendations including odor solutions that will be verified during the Planning Phase of this project.

CWWSIPCSCD02 - Baker/Laguna/Pierce CSD &

Outfall (Completed)

Project has been deferred to Phase 2.

10002303 - Beach and Sansome Street CSD Rehabilitation

Scope of work for these CSDs are based on historical performance and WWE Operations video inspection records include:

Beach Street CSD:

- Cleaning and specific condition assessment of the asset
- Provide necessary ventilation
- Inspection of baffles and restore baffle, if needed
- Inspect weirs and repair crack at the weir
- Repair corroded metal ceiling
- Install a backflow prevention system

Sansome Street CSD:

- Cleaning and specific condition assessment of the asset
- Provide necessary ventilation
- Repair necessary concrete crack and spalling, exposed rebar, and an I-beam
- Replace butterfly valve seals
- Install a backflow prevention system

10002344 - CSD Backflow Prevention and Monitoring

Collection system assets that contribute to saltwater intrusion fall into two categories: conveyance (groundwater infiltration through defects) and CSD structures (tidal backflow, inflow through defects, or groundwater infiltration). A component of this project involves developing and implementing a CSD and conveyance monitoring plan to gather data on the salinity in the whole collection network to be able to locate potential infiltration sources in the collection system and then verify performance once improvements (implemented through SFPUC's R&R Program) have been completed. It is anticipated that the monitoring program will consist of CSD monitoring, as well as monitoring of conveyance systems (pump stations, trunk-line, and mobile sites).

The scope also includes planning, design and installation backflow preventers at selected CSD outfalls, which may include engineering survey of CSD weir elevations and lengths. Backflow

Appendix 1 - SSIP Quarterly Report

preventers will be installed in a phased and monitored approach, with the following priority CSD outfalls considered based on locations with the potential for highest inflow in the system for the same tide:

- CSD 17 – Jackson Street
- CSD 10 – Pierce Street
- CSD 40 – Griffith Street
- CSD 31A – Islais Creek North
- CSD 32 – Marin Street
- CSD 33 – Selby Street
- CSD 41 – Yosemite
- CSD 35 – 3rd Street South

The project scope will be fluid and subject to change based on monitoring results.

10002378 - 5th, North 6th and Division Street CSD Rehabilitation

Hydraulic modeling of the three CSDs will be performed as their functions are related. Scope of work for these CSDs are based on historical performance and WWE Operations video inspection records and include:

- Cleaning and specific condition assessment of the asset
- Provide necessary ventilation
- Repair necessary concrete crack and spalling and exposed rebar

In addition to the work common to all three CSDs noted above, the following will also be completed:

- Provide safe access, rehab/replace the flap gate at 5th St. CSD and North 6th St. CSD
- Refurbish gates at Division CSD
- Repair the baffle at Division CSD
- Installation of a backflow prevention system at the 5th Street CSD structure
- Installation of a backflow prevention system at the 6th Street CSD structure

10031477 - Cesar Chavez Green Infrastructure (Completed)

The purpose of this streetscape and sewer improvement project, which focused on the segment between Guerrero Street and Hampshire Street, was to improve the safety, aesthetics, and infrastructure and transit efficiency of the corridor. This project also turned Cesar Chavez into a sustainable “green street” by increasing the number of street trees, implementing Low Impact

Development (LID) practices, and installing stormwater planters to add green landscaping pockets and provide for stormwater management. The project widened the existing median to allow for many more street trees and landscaping; provided left turn pockets for turning vehicles; widened the sidewalk at the corners; and upgraded the street lighting along the corridor to LED to provide brighter, whiter light and reduce energy consumption. Permeable paving and bioretention were also integrated into the street design. This strategy fuses infrastructure with urban design, allowing the streetscape to become part of the solution to drainage problems. This project has been completed.

10015558/10026813 - Islais Creek Green Infrastructure (Completed)

This project incorporates green stormwater management into an urban design to meet the neighborhood’s needs and the stormwater performance goals for the Islais Creek watershed (i.e. manage the first 0.75 inch of rainfall for a 5-year, 3-hour storm event within the 2.2 acre drainage management area). The project will also provide secondary benefits by creating new plazas that can serve as neighborhood gathering spaces, greening of the neighborhood by adding more vegetated areas within the right-of-way (ROW), and adding curb bulb-outs to enhance pedestrian and bicyclist safety. Additional work includes construction of bioretention and a subsurface infiltration gallery, and developing parking spaces and traffic lane configurations based on recommendations from SFMTA & SF Planning.

10026805 - Sunset Green Infrastructure

Sunset Boulevard is a large arterial roadway with three lanes of traffic in each direction, a central vegetated median, and large City-owned landscaped parcels with walking paths fronting either side. The Sunset Boulevard Greenway project will construct a series of tiered bioretention rain gardens in the western stretch of landscaped parcels along 12 blocks stretching from Golden Gate Park to Lake Merced. The rain gardens will manage stormwater runoff on the west side of Sunset Boulevard from the street,

paths, and a portion of the landscaped parcel area. The project will also incorporate a “Learning Lab” to supplement elementary school curriculum.

10031465 - North Shore Green Infrastructure (Completed)

Stormwater will route to flow-through bioretention planters with surfaces set lower than the surrounding grade. During large storm events, ponded water at the surface of the planters will reach a maximum depth of 6 inches before it crests an overflow weir, either to a lower planter tier or to a concrete valley gutter running the length of the alley. To protect the adjacent building foundations, an impermeable waterproof liner will be placed along the bottom and sides of the planters. New street surfacing and furnishings will provide improved community space for local residents and visitors. The project is designed to manage runoff from 0.1 acres, removing around 300,000 gallons of stormwater in a typical year.

10026807 - Lake Merced Green Infrastructure (Completed)

The project on Holloway Avenue starts at the Ashton Avenue intersection and extends along eight blocks to the Lee Avenue intersection. Corner bulb-outs containing bioretention planters will be installed on the downstream ends of six of the blocks. On the remaining two blocks, roadside bioretention planters adjacent to the curb will manage stormwater in lieu of corner bulb-out planters, which are infeasible due to driveway conflicts. The bioretention planters are sized to manage stormwater runoff from the sidewalk and only a portion of intersection areas in order to minimize their size and the associated parking loss from the new bulb-outs. Permeable pavement installed within the existing parking lanes on both sides of Holloway Avenue will manage runoff from the roadway. The project is designed to manage runoff from 2.1 acres, removing 1.0 million gallons of stormwater in a typical year.

10031676 - Sunnydale Green Infrastructure (Completed)

The Visitation Valley Green Nodes project is comprised of two subprojects (“nodes”) at

different locations within the neighborhood. The first node, identified as the Leland Avenue Rain Garden, is on an open-space parcel owned by the San Francisco Recreation and Park Department at the end of Leland Avenue. The project creates a large terraced bioretention facility that will capture, store, and infiltrate runoff from the impervious roadway and an adjacent vegetated sloped area. This location will also provide community benefits by enhancing an adjacent existing community vegetable garden and creating a pedestrian connection to McLaren Park. The second node, identified as the Sunnydale Avenue Mini-Plaza, consists of large midblock and corner bulb-outs containing bioretention planters at a busy T-intersection at Rutland Street in front of a church/school. The planters remove stormwater while also providing traffic calming and pedestrian safety. The small urban plaza and landscaping will provide a pleasant community space for the neighborhood. The project is designed to manage runoff from 1.8 acres, removing 0.8 million gallons of stormwater in a typical year. Approximately one block of local sewer work on Rutland Street will be included into the construction contract to minimize construction impact. The project cost of that sewer improvement is accounted for separately.

10026809 - Richmond Green Infrastructure

At El Camino Del Mar, the following will be completed under this project:

- New pedestrian crosswalk.
- Sixteen terraced rain gardens adjacent to crosswalks from the Legion of Honor parking lot down to the Lands End Trailhead, including debris traps at the inlets to capture the abundant vegetative litter.
- Subsurface infiltration galleries connected to the northern and southern planters on either side of the road.
- Soil stabilization techniques in selected locations on the southern slope of El Camino Del Mar.
- Sewer main upsizing between Lands End Trailhead and manhole east of 32nd Avenue.
- Upgrade existing crosswalks to comply with the Americans with Disabilities Act.

At Beach Terrace, the following will be completed

Appendix 1 - SSIP Quarterly Report

under this project:

- Sea Cliff Avenue:
 - Permeable pavement in the parking strips between 25th & 26th Avenues.
 - Three rain garden bulb outs at the eastern & western ends of the permeable pavement
 - One flow-through (under-drained) rain garden at the southeast corner of the intersection with 26th Ave., where soils were found to have low infiltration rates
 - Two traditional (infiltrative) rain garden bulb-outs at the southwest corner and eastern edge of the intersection with 25th Ave., where infiltration rates are much higher
 - Improved catch basins on Sea Cliff Avenue west of the 26th Ave. intersection
- GGNRA land:
 - One large, traditional rain garden at the top of the stairway to Baker Beach from the 25th Ave. North cul-de-sac

10026810 - Yosemite Green Infrastructure

Reach 1 - Yosemite Marsh:

- Overflow structure to direct Yosemite Marsh overflow into creek channel (with CSS backup).
- Earthen channel constructed within McLaren Park flow from the Yosemite Marsh to the streetscape right-of-way (ROW) approximately mid-block on Oxford Street between Bacon & Wayland St. & then south along Oxford St. & east along Wayland St.
- Small tributary channel extending southwest from intersection of Oxford & Wayland St.
- Periodic drop structures downstream of the confluence along Wayland St.
- Proposed path running east along Wayland between creek channel and street.
- Conversion of 500 block of Oxford St. & 1400 block of Wayland St. to one-way streets.
- Relocation of a low-pressure fire hydrant from McLaren Park at the corner of Oxford & Wayland St. to the ROW directly across the street.
- Underground creek channel from southwest corner of Wayland and Cambridge St. to McLaren Park east of Yale St.

Reach 2 - Louis Sutter Softball Fields:

- Bioretention facility located near the west side of the soccer field.
- Earthen channel that meanders across the

southern edge of the soccer field.

- Subsurface storage tanks located west of soccer field and northwest of ball field.
- Regraded slopes north and east of the ball field.
- Soccer field will be reset with drainage improvements and replaced irrigation system.
- New overflow structure (to creek channel with CSS backup) constructed on the northern side of McNab Lake.
- Earthen creek channel conveying flows eastward in the ROW north of the ball field to University St., then south down toward Woolsey St.
- Series of channel drop structures on University St.
- Culvert under University St.
- Removal of trees in poor health.
- Wooden deck northwest of the ball field on Wayland.
- Bioretention/ponding area northwest of the intersection of University and Woolsey.
- Provide plant establishment and/or monitoring for the following GI Projects: Islais Creek, Sunset, North Shore, Lake Merced, Sunnydale, Richmond, Channel, and Yosemite.

10031473 - Channel Green Infrastructure (Completed)

The Wiggle neighborhood is a collection point for stormwater flow, both from surface runoff and from the collection system. It is also the focus of a project by the SFMTA to repair roadways and aid the flow of motor vehicles, bicycles, and pedestrians. Many of these traffic calming features provide opportunities for the inclusion of green infrastructure. The purpose of the Wiggle Neighborhood Green Corridor project is to implement low impact stormwater management along the Wiggle bike route between Oak and Baker Streets, along Scott and Page Streets, ending at Waller and Steiner Streets. The project is designed to manage runoff from 4 acres, removing 1.1 million gallons of stormwater in a typical year. Key features of this project will include installation of bulb-outs on selected street corners, bioretention planters, and permeable pavement.

10026816 - Wawona Area Stormwater

Improvement Project

The purpose of this project is to convert the Arden Wood Natural Area to a flood water detention basin by collecting the upstream surface water and diverting it into the area, using series of pipe and inlet systems on the upstream, and a large pipe/micro-tunnel at the intersection of Wawona and 15th.

Watershed Stormwater Management**10029726 - Watershed Stormwater Management (Planning Only)**

This project includes planning and preliminary design support for the watershed stormwater management and implementation of green infrastructure projects. This Watershed Stormwater Management Project planning effort will conduct ongoing smaller and localized watershed assessments as needed to ensure that the prioritized projects are responsive to changing neighborhood conditions and new data. Issues continuing to evolve include: changes in regulations, ordinances and codes such as the Non-potable Ordinance, drought, reductions in dry weather flow, the development of surface flooding solutions, sea level rise, emerging one water technologies and the formation of new neighborhood plans and district As a result of this work GI capital project planning will reflect the best state of knowledge about the Collection System.

10034553 - Green Infrastructure Grant Program (GIGP)

The Green Infrastructure Grant Program (GIGP) offers grants to large public and private property owners to manage stormwater onsite and improve the performance of the collection system during wet weather. The Green Infrastructure Grant Program (GIGP) was established with several objectives: to manage stormwater using green infrastructure, to manage stormwater cost effectively, and to provide customers impacted by the anticipated stormwater cost allocation a mechanism to reduce their stormwater runoff and fees. The grant will cover the costs of design and construction of an approved stormwater management feature, such as rain gardens,

permeable pavement, cisterns, and vegetated roofs. The maximum grant award is \$765,000 per acre of impervious surface managed, up to \$2 million in funding. Maintenance responsibility for the GI lies with the property owner and inspection responsibility with the SFPUC. In order for an application to be considered for funding, the project must meet minimum criteria including: managing stormwater runoff from a minimum impervious area of 0.5 acres; capturing the 90th percentile storm (0.75-inch depth) with the proposed green infrastructure features; and providing co-benefits to the community. The SFPUC has allocated \$25M from FY18 - FY27 for the program. The program will be administered by the SFPUC Wastewater Enterprise with project management support from the Infrastructure Division.

GI-1 - Balboa High School Regional Runoff Reduction Project

The regional stormwater project is centered around Balboa High School in the Balboa Park Neighborhood. This Project involves regional stormwater collection from, San Miguel Child Development Center, Civic Center Secondary School, James Denman Middle School, the Balboa High School campus and some surrounding streets. Runoff from 17.3 acres is routed by 1,200 ft of separate storm pipe to divert flows from upstream parcels to various green infrastructure improvements.

GI-3 - Regional School/Park: Giannini Middle School

AP Giannini Middle School is located above the Westside Groundwater Basin and has well draining soils. The project site is 8 acres of mostly impervious roofs and pavement including over 2.5 acres of play yard. There is an opportunity to remove impervious paving to promote infiltration while greening the school yard. Green infrastructure BMPs such as permeable paving, bioretention planters, and infiltration trenches will be installed to reduce the volume and rate of water entering SFPUC's sewer system.

10015816 - Urban Watershed Assessment and Planning Initiation (Completed)

Many of the SSIP's proposed projects are focused on improvements to surface drainage and collection system management in San Francisco. The SSIP Urban Watershed Assessment Task will evaluate and recommend alternatives that balance the use of grey (for example, pipelines) versus green infrastructure (for example, low impact design) for improvements to watershed surface drainage and collection system management. The SSIP will utilize an integrated watershed management approach to investigate the health of the City's watershed and identify potential opportunities for stormwater capture, conveyance, detention and possible reuse to address issues of flooding as well as combined sewage conveyance and storage. Project implementation will require the hydrologic and hydraulic analysis of each of the eight drainage basins and will include: identification of various solutions to each basin's unique set of flooding challenges; evaluation of the social, economic and environmental values of alternatives that meet the level of service with a triple bottom line tool and the optimization and prioritization of projects for each basin. The work will address life cycle costs and detailed operation and maintenance requirements.

10015817 - Urban Watershed Assessment and Planning (Completed)

The UWA is the comprehensive watershed-based planning process developed to diagnose challenges and design solutions for the surface drainage and collection/conveyance portion of the City's sewer system. The UWA emphasizes holistic urban watershed-scale planning and the development of multiple-function solutions to sewer system challenges. These solutions are evaluated using a comprehensive Triple Bottom Line (TBL) tool that employs societal and environmental benefits and costs with the goal of delivering more holistic investment decisions. Project implementation will require the hydrologic and hydraulic analysis of each of the eight drainage basins and will include identification of various solutions to each basin's unique set of flooding and other challenges;

evaluation of the social, economic and environmental values of alternatives using the TBL tool; optimization and prioritization of projects for each basin; and life cycle costs with detailed operation and maintenance requirements.

10029728 - Advanced Rainfall Prediction - Part 1 (Completed)

The purpose of this project was to provide rainfall forecast information to SFPUC WWE staff automatically in real-time. This project included planning, design, and environmental review for three new radar equipment stations to collect additional data that would feed into the rainfall prediction modeling for short-term and long-term precipitation forecasts. In September 2017, this project was cancelled and recommended to be placed on hold as the potential benefit of the project to Wastewater Operations did not merit the significant project costs.

10029729 - Operational Decision System Phase 1 (Completed)

SFPUC desires a more consistent and transparent basis for making decisions that make best use of available data in an automated way. This project would integrate available data in the collection system (levels, flows, pump status, etc.) with rainfall prediction data (from National Oceanic and Atmospheric Administration, or in the future improved through the Advanced Rainfall Prediction project). The real-time data will be coupled with WWE's collection system hydraulic model to project the likely impact of approaching storms and generate specific operational recommendations for managing flows.

10029730 - Operational Decision System Phase 2

This project would integrate available data in the collection system (levels, flows, pump status, etc.) with rainfall prediction data (from National Oceanic and Atmospheric Administration). The rainfall prediction data will be coupled with WWE's collection system hydraulic model to project the likely impact of approaching storms and generate specific operational recommendations for managing flows. Phase 2 builds upon Phase 1 (CWWSIPFCRP02) for a

citywide installation.

Flood Resilience Projects

10034360 - Lower Alemany Area Stormwater Improvement Project

The Lower Alemany area surrounding the US 101 and I-280 interchange has been susceptible to recurring flooding associated with moderate and heavy storms and do not meet the defined SSIP level of service (LOS). The primary objective of the Lower Alemany Area Stormwater Improvement Project is to address the SSIP LOS goals of managing stormwater and minimizing flooding from a 5-year 3-hour storm. This project will include planning, design and construction to improve stormwater conveyance away from the Lower Alemany area neighborhood and consequently to minimize flooding during the LOS storm.

10026811 - 17th and Folsom Wet Weather Storage (Completed)

The neighborhood surrounding 17th Street, 18th Street and Folsom Street has been experiencing over a foot of water on the streets, sidewalks and into their houses during rain events, resulting in property damages to the residents. The 17th and Folsom Wet Weather Storage project was originally intended to provide interim flood mitigation to the neighborhood while SSIP is working on identifying long-term solutions through capital improvement projects. The proposed interim flood mitigation alternatives consisted of a storage basin, pump station, and collection facilities to be built underneath the proposed future 17th & Folsom Park. However, the project was cancelled and defunded except for residual funds for ongoing response activities as directed by management, including certain outreach activities related to flooding.

10026814 - Flood Resilience Analysis (Planning Phase Only) (Completed)

The Flood Resilience Analysis Project will focus on developing a framework for identifying multiple storm scenarios; quantifying risks and cost implications associated with mitigating flooding across the aforementioned storm

scenarios; and defining the extent and scope of the City's responsibility, based on consequences of extreme storms. To minimize flood risks citywide and meet SFPUC objectives, this project will also develop programs and policies beyond what the collection system can manage, and make recommendations on prioritization of structural, non-structural, and operational measures.

10026815 - Flood Resilience - Early Projects (Planning Phase Only) (Completed)

The City of San Francisco has experienced multiple significant storms in the last decade, which have led to flooding in various parts of the City. While Flood Resilience Analysis is being conducted by SFPUC, early infrastructure projects are being planned at three critical areas (Cayuga, Wawona, and Folsom neighborhoods) subjected to high flood risk. This project focuses on planning and developing stormwater detention and conveyance concepts specific to each of the aforementioned critical neighborhoods.

10026817 - Cayuga Ave Stormwater Detention Project (Completed)

The neighborhood surrounding the northeastern end of Cayuga Avenue has been susceptible to recurring flooding associated with moderate to heavy storms. Due to its low land topography, the area can experience up to a few feet of water on the streets and sidewalks during rain events. This project will improve the stormwater detention by re-grading the I-280 embankment at the foot of Cayuga to create a low lying detention field. This project will provide surface detention of flows during flooding and includes an overflow relief connection into the College Hill Tunnel as well and a retaining wall to support the roadway.

10026818 - Folsom Area Stormwater Improvement Project

This project includes just the planning and design phases to improve stormwater conveyance away from the 17th and Folsom neighborhood to minimize flooding in the Level of Service storm. The project scope consists of:

- The design of approximately 12,500 linear feet of new combined sewer boxes and pipes in the neighborhood immediately adjacent to 17th and

Folsom in order to increase capacity of the existing CS systems through either upsizing existing facilities or adding auxiliary facilities.

- The design of approximately 5,100 linear feet of 12' I.D. tunnel bore by a consultant under contract PRO.0101. The tunnel is downstream of the pipe and box upsizing
- Environmental clearance for both the upstream traditional open cut work and the tunnel bore.
- Modification of a Caltrans foundation to allow the tunnel to pass through.
- Launch shaft and staging area for the tunnel bore in the proximity of Florida Street and Alameda Street.
- Turning shaft for the tunnel boring machine in the vicinity of De Haro and Alameda Street
- Underpinning of the Division Sewer Box to allow crossing of the tunnel bore.
- Receiving shaft for the tunnel bore in the vicinity of the Channel Transport and Storage Box
- Due to the uncertainty of Caltrans approval and property acquisition for the approved tunnel alignment on Alameda Street, the project also developed an alternative tunnel route on 17th Street. The 17th Street alternative may be adopted into the project scope in the event that the Alameda route becomes infeasible, at some point in the future.

10026819 - 17th and Folsom Permanent Barriers (Completed)

SFPUC has purchased off-the-shelf plastic temporary flood barriers for 2015 and 2016 wet seasons. At locations where temporary plastic flood barriers were installed and proven effective in mitigating floods, SFPUC plans to install more durable custom aluminum or steel barriers before a permanent solution (Folsom Area Stormwater Improvement Project) can be implemented. The aluminum or steel barriers would be installed during wet seasons and removed during dry seasons. The sidewalk would be graded and outfitted with recessed and covered receptacles for mounting flood barrier poles. Interlocking aluminum logs would be installed between the poles. The flood barrier system would be custom built based on site-specific pole intervals, barrier height, and other characteristics.

10026820 - Hydraulic and Drainage Sewer Improvements

This project includes implementing small stormwater capture and conveyance improvements at critical flood-prone neighborhoods. The scope of construction includes improvement of drainage features, upsizing/expansion of sewer pipes, and surface grading modifications in Joost/Foerster/Mangels and Urbano/Victoria neighborhoods.

FR-1 - Folsom Area Stormwater Imp. Project Phase 2

This project will include planning, design, and construction of an improved stormwater conveyance from the 17th and Folsom neighborhood to Mission Creek, minimizing stormwater inundation in the level of service storm. This project will include the construction of 5,100 LF of a new 12-foot diameter tunnel along Alameda Street, from Treat and 16th to the Channel Transport/Storage Box near the intersection of 7th and Berry Streets. In addition to the tunnel component, some upstream sewer pipes and sewer boxes will be rerouted or upsized to convey the level of service storm to the tunnel.

LAND REUSE

10031815 - Land Reuse of 1800 Jerrold Avenue (Completed)

This project includes jurisdictional transfer of 1800 Jerrold Avenue property ("Central Shops") from the Office of Contract Administration (OCA) to SFPUC. This 6.04-acre site is located adjacent to the SEP at the northwest corner of Quint Street/Jerrold Avenue intersection, and is currently used by OCA as central shops for city vehicle maintenance and repair.

A new location to move the existing Central Shops to was identified, and planning is underway to complete design and construction. Upon approval of the Jurisdictional Transfer, the relocation will involve the purchase of two properties, lease of a third property, and construction agreements to complete improvements. This requires extensive coordination and cooperation between multiple City departments.

Subsequent to the relocation of the Central Shops by the OCA, the 1800 Jerrold Avenue property would be acquired by SFPUC. Upon completion of geotechnical and environmental hazardous materials investigation, a demolition and remediation plan will be developed. The site is currently being considered for construction of the new SEP biosolids facilities.

10029734 - Land Reuse of 1801 Jerrold Avenue

Reuse of the site requires a negotiated transfer of the site and subsequent demolition of the abandoned asphalt plant facilities and site remediation. Following the completion of geotechnical and environmental hazardous materials investigations, a demolition and remediation plan will be developed. Demolition will include the removal of all of the structures currently occupying the space including the existing asphalt plant equipment, storage silos and outbuildings. The remediation plan will be dependent on findings from the site investigation. Presently, the relocation of SFPW's Street Repair from the Asphalt Plant site to a property adjacent to the SFPW Yard is pending the relocation of SFPUC Sewer Operations (Sewer Ops) from 160 Napoleon (on a portion of Lot 31). Planning is currently underway to relocate Sewer Ops to a new location at Griffith Yard, and then to move the Asphalt Plant occupants to 160 Napoleon.

APPENDIX 1.2. FACILITIES AND INFRASTRUCTURE

10033820 - Southeast Outfall Condition Assessment & Rehabilitation

This Wastewater Enterprise Capital Improvement Program project will include extensive condition assessment and rehabilitation of the Southeast Water Pollution Control Plant (SEP) effluent force main. The Booster pump station was constructed in 1967 and last upgraded in 2002. The Booster Pump Station receives treated effluent from Southeast Treatment Plant via 72" gravity conduit. The discharge system from Booster Pump Station consists of 42" and 36" parallel force mains under Islais Creek that ultimately discharge into 60" Southeast Outfall. The effluent outfall discharges into the San Francisco Bay through the series of pipes at Pier 80. The outfall ends with 36" pipe and diffuser system that was replaced in 2012 using JOC Contract. The treated effluent flow conveyance is 50-60 million gallons per day(MGD) average and 110 MGD peak through the Southeast Outfall System. The underwater crossings have exhibited leaks 3 times in past 6 years and were repaired with JOC Contracts. The last limited condition assessment was performed in 2010-2011 and the report recommended the near-term and long-term actions for the entire Outfall system. The short-term action recommended that Islais Creek Underwater Crossings replacement within 5 years and long-term action recommended the re-inspection and re-habilitation of the remaining system within 10 years. The Islais Creek underwater crossings replacement is currently at 35% design phase under separate project FAC04 Facilities and Infrastructure Program. This new project will thoroughly and completely evaluate the condition and remaining life expectancy of the Southeast Outfall System and implement the rehabilitation solutions to extend the useful life.

10015546 - New Treasure Island Wastewater Treatment Plant

The objective of the project is to build a new wastewater treatment plant that will provide reliable service for the Treasure Island residents and meet the recycled water demands of the

future redevelopment on the island. The existing facility was built by the United States Navy over 50 years ago and is past its useful life and no longer reliable. The existing facility is also not capable of providing recycled water and meeting the needs of the residents on the redeveloped island.

10015554 - Ocean Beach Climate Change Adaptation Project

The project will develop a comprehensive shoreline management and protection plan against bluff erosion and climate-change induced sea level rise along Ocean Beach south of Sloat Boulevard consistent with the recommendations in the 2012 Ocean Beach Master Plan (OBMP). This project is necessary to protect the integrity of wastewater assets built to protect public health and the environment, including the Lake Merced Tunnel, the Westside Pump Station and the Oceanside Treatment Plant. The project includes a) Short-term Improvements [STI] to provide interim (2015-2022) erosion protection and improved beach access [e.g., sand backpass/stabilization and placement of sand bags], b) Army Corps of Engineers Section 204 beach nourishment [ACOE] (e.g., beneficial reuse of dredged sand to provide erosion protection), and c) Long-term Improvements [LTI] that will address a comprehensive shoreline management and protection plan.

10015555 - Collection Division Consolidation (Griffith Yard Improvements)

The initial WWE Collection System Division Facilities Consolidation Project intended to consolidate the Collection System Division Administrative and Sewer Operations staff to a centralized location at 1550 Evans. The current plan is to relocate Sewer Operations to the WWE Griffith Yard Facility, adjacent to the Griffith Yard Pump Station. The project is now the Griffith Yard Improvement Project. Relocating the 107 employees currently dispatched from Napoleon Yard to Griffith Yard is required in order to exchange the Napoleon Yard for SFPW's Asphalt Plant property at the Southeast Plant (SEP) through an inter-department jurisdictional transfer. The project will also include relocation of

the Vector Waste Station (VWS), currently located at SEP, to co-locate the VWS with Sewer Operations and reduce overcrowding at SEP; a Confined Space Training Facility; and a bio-retention system for stormwater control. This project is critical path for making space available for SSIP Projects at the Southeast Plant. Improvements to the 4.4 acre yard will transform the underutilization of this property from storage and stockpiling to productive operations.

The second part of this project includes Greenhouses Demolition. In 2015, an assessment of current condition of the Greenhouses was conducted. It was determined that the facilities, in their current state of disrepair weren't salvageable. An interim grant program was established until a permanent replacement plan is determined. The interim use of the site is part of the modernization of the Southeast Water Pollution Treatment Plant through the Sewer System Improvement Program (SSIP). The Greenhouses demolition project will demolish the existing greenhouses, attached ancillary building, and prepare the site for staging to be used by other SSIP projects in the area.

10015556 - Southeast Community Center @ 1550 Evans

The Southeast Community Center project will serve to address the SFPUC's commitment to the mitigation measure for the expansion of the Southeast Plant (SEP) by constructing a new community center at 1550 Evans. The project will include a childcare center, café, multipurpose space for meetings, events, and workshops, and co-working office and classroom space for community-based organizations providing workforce development services. It will also include parking and over two acres of landscaped open space, with play areas, an amphitheater, picnic areas and gardens. The new center will provide a wide range of social services supporting workforce development and education for Southeast residents of all ages.

10015557 - Southeast Bay Outfall Islais Creek Crossing Replacement

This Wastewater Enterprise Capital Improvement Program project will include improvements to the

Southeast Water Pollution Control Plant (SEP) effluent force main crossings at Islais Creek and modifications to the Booster Pump Station. SEP is the SFPUC's largest wastewater facility treating almost 80% of the City's dry and wet weather flows.

Major improvements are planned to ensure that the SEP facilities maintain permit compliance and operate reliably. This project primarily addresses the portion of effluent discharge outfall into the San Francisco Bay through the series of pipes at Pier 80. Following improvements are needed to address aging infrastructure:

- Pipeline replacement within the Islais Creek
- Restoration of access manholes for future inspection and maintenance
- Improving flow velocity with new pipeline material
- Providing redundancy and flexibility for operation
- Piping isolation improvements to the Booster Pump Station

SWOO - Southwest Ocean Outfall (SWOO)

The Southwest Ocean Outfall was last inspected in 1996, although sediments prevented a full internal inspection. An exterior inspection was performed in 2005 (diffusers, caps, etc.). This project includes the condition assessment of the outfall, as well as an allowance to perform repairs.

APPENDIX 1.3. RENEWALS AND REPLACEMENTS

15722- R&R Collection Systems

The purpose of the Wastewater Enterprise (WWE) Renewal and Replacement Program (R&R) Collection System Sewer Improvements project is to maintain the existing functionality of the sewage collection system and address planned and emergency projects for repair and replacement of structurally inadequate sewers. This project consists of the following sub-projects: small diameter (less than and equal to 36-inch) sewer improvements, small diameter (less than and equal to 36-inch) sewer condition assessment, spot sewer replacement, large diameter (greater than 36-inch) sewer condition assessment, large diameter (greater than 36-inch) sewer improvements and sewer transport storage box condition assessment. By utilizing an asset management approach, which factors in: physical condition, age, location, risk, public safety, paving schedule and other factors, aging and failed portions of the collection system are identified and replaced.

15724- R&R Treatment Facilities

The purpose of the Wastewater Enterprise (WWE) Renewal and Replacement (R&R) Program Treatment Plant Improvement projects is to maintain the capacity and reliable performance of the wastewater treatment facilities owned/operated by the Wastewater Enterprise. This is a continuing annual program to extend the useful life of the WWE treatment assets. Treatment Facility Wastewater Enterprise Assets include: Transport Boxes, Discharge Structures, Pump Stations, Force Mains, Tunnels and Treatment Plants. The R&R Treatment Facilities projects are prioritized based upon regulatory compliance, condition assessments, Operation staff recommendations and Level Of Service goals. Planned WWE R&R Program Treatment Plant Improvement projects will address aging infrastructure at the wastewater enterprise treatment facility assets. Planned WWE R&R Program Treatment Plant

Improvement projects are prioritized based on risk to permit compliance, safety and urgency. The current list of projects includes: WWE Treatment Facility Repairs: Richmond hypochlorite pipe repair; Southeast Community Facility Hot Water Pipe Repairs; Southeast Building Roof repairs; Oceanside Bar Screen Repairs; Southeast Plant Fixed Gas Monitor Upgrades; Sunnydale Pump Station Adjustable Frequency Drive Upgrades; WWE Recycled Water Station Upgrades; Oceanside Plant Air Compressor Replacements; Griffith Pump Station Adjustable Frequency Drive Upgrades; Southeast Plant Building 062 Motor Starter Upgrades; and Oceanside Dry Polymer System Upgrades. Project priorities are revisited on a monthly basis.

Appendix 2.1 Sewer System Improvement Program (SSIP) - Approved Project-Level Schedules

Project Name	Start	Finish	FY2020				FY2021				FY2022				FY2023				FY2024				FY2025				FY2026				FY2027			
			FQ1	FQ2	FQ3	FQ4	FQ1	FQ2	FQ3	FQ4	FQ1	FQ2	FQ3	FQ4	FQ1	FQ2	FQ3	FQ4	FQ1	FQ2	FQ3	FQ4	FQ1	FQ2	FQ3	FQ4	FQ1	FQ2	FQ3	FQ4	FQ1	FQ2	FQ3	FQ4
Sewer System Improvement Program (SSIP)	01-Jul-11	26-Dec-29																																
SSIP Phase 1	01-Jul-11	31-Aug-27																																
Treatment Facility Projects	01-Jul-11	31-Aug-27																																
Southeast Plant (SEP) Improvements	01-Jul-11	31-Aug-27																																
CWWSIPDP01 SEP Biosolids Digester Facilities Project	01-Jul-11	31-Aug-27																																
CWWSIPSE01 SEP Oxygen Generation Plant	17-Sep-12	10-Jun-16																																
CWWSIPSE02 SEP New Headworks (Grit) Replacement	01-Mar-13	30-Sep-24																																
CWWSIPSE03 SEP Existing Digester Roof Repairs	01-Apr-13	03-Mar-16																																
CWWSIPSE04 SEP Primary and Secondary Clarifier Upgrades	01-Jul-13	21-Jan-19																																
CWWSIPSE05 SEP 521/522 and Disinfection Upgrades (SEP Building 52)	03-Jun-13	02-Feb-21																																
CWWSIPSE06 SEP Primary Sludge Handling Improvements	03-Jun-13	10-Feb-16																																
CWWSIPSE07 SEP Facility-wide Distributed Control System Upgrade	13-Feb-14	31-Aug-27																																
CWWSIPSE08 SEP Seismic Reliability and Condition Assessment Improv	03-Jun-13	09-Sep-22																																
CWWSIPSE09 SEP Existing Digester Gas Handling Improvements	16-Jun-14	28-Feb-20																																
CWWSIPSE10 SEP Power Feed and Primary Switchgear Upgrades	23-Jun-14	18-Jun-24																																
CWWSIPSE11 SEP Oxygen Generation Plant 01	01-Apr-16	21-Nov-19																																
CWWBAE01 Biofuel Alternative Energy	01-Jul-11	31-Mar-16																																
Oceanside Plant (OSP) Improvements	13-Jun-13	31-Dec-24																																
CWWSIPTPOP01 OSP Fine Screen and Grit Removal Enhancements	01-Jul-13	20-Nov-15																																
CWWSIPTPOP02 Westside Pump Station Reliability Improvements	13-Jun-13	31-Dec-24																																
CWWSIPTPOP03 OSP Digester Gas Utilization Upgrade	01-Oct-13	14-Sep-22																																
CWWSIPTPOP04 Westside Pump Station Redundant Force Main Improv	02-Jan-14	29-Jan-16																																
CWWSIPTPOP05 OSP Condition Assessment Repairs	31-Jul-14	31-Dec-20																																
CWWSIPTPOP06 OSP Odor Control Optimization	31-Jul-14	05-Feb-20																																
North Point Facility (NPF) Improvements	22-May-13	29-Dec-23																																
CWWSIPTPNP01 Northpoint Outfall Refurbishment	22-May-13	31-Oct-18																																
CWWSIPTPNP02 North Shore Pump Station Wet Weather Improvements	15-Aug-13	29-Dec-23																																
Collection System	01-Jul-11	30-Jun-26																																
Central Bayside System Improvement Project (CBSIP)	02-Jul-12	30-Jun-21																																
CWWSIPCT01 Central Bayside System Improvement Project - Phase 1	02-Jul-12	30-Jun-21																																
Interceptors / Tunnels and Odor Control	25-Mar-13	29-Dec-23																																
10033745 Mission Street, 16th to Cesar Chavez Streets, Brick Sewer Reh:	02-Jul-18	22-Nov-22																																
CWWSIPCSSR01 Richmond Transport Modeling	25-Mar-13	30-Jun-14																																
CWWSIPCSSR02 Collection System Condition Assessment	09-May-13	31-Mar-21																																
CWWSIPCSSR03 Kansas and Marin Streets Sewer Improvements	10-Jun-13	29-Dec-23																																
CWWSIPCSSR09 Drumm and Jackson Streets Sewer System Improve:	26-May-15	31-Dec-20																																
CWWSIPCSSR11 Cargo Way Sewer Box Odor Reduction	13-Apr-15	30-Dec-22																																
CWWSIPCSSR12 Rutland Sewer Improvements	30-Oct-17	21-Sep-18																																
Interdepartmental Projects	01-Oct-13	30-Sep-24																																
10033106 Geary BRT Sewer Improvements Phase 2	15-Mar-18	29-Dec-23																																



Appendix 2.1 Sewer System Improvement Program (SSIP) - Approved Project-Level Schedules

Project Name	Start	Finish	FY 2020				FY 2021				FY 2022				FY 2023				FY 2024				FY 2025				FY 2026				FY 2027			
			FQ1	FQ2	FQ3	FQ4	FQ1	FQ2	FQ3	FQ4	FQ1	FQ2	FQ3	FQ4	FQ1	FQ2	FQ3	FQ4	FQ1	FQ2	FQ3	FQ4	FQ1	FQ2	FQ3	FQ4	FQ1	FQ2	FQ3	FQ4	FQ1	FQ2	FQ3	FQ4
CWWSIPCSSR04 Van Ness BRT Sewer Improvements	01-Oct-13	30-Dec-21	[Gantt bar showing Project Management, Design, Bid & Award, Construction, and Close-Out phases]																															
CWWSIPCSSR05 Better Market Street Sewer Improvements - Phase 1	06-Jan-14	30-Sep-24	[Gantt bar showing Project Management, Design, Bid & Award, Construction, and Close-Out phases]																															
CWWSIPCSSR06 Geary BRT Sewer Improvements Phase 1	06-Jan-14	12-Jul-21	[Gantt bar showing Project Management, Design, Bid & Award, Construction, and Close-Out phases]																															
CWWSIPCSSR07 Central Subway Sewer Improvements	06-Jan-14	28-Jun-19	[Gantt bar showing Project Management, Design, Bid & Award, Construction, and Close-Out phases]																															
CWWSIPCSSR08 Mission Bay Loop Sewer Improvement	02-May-14	30-Dec-21	[Gantt bar showing Project Management, Design, Bid & Award, Construction, and Close-Out phases]																															
CWWSIPCSSR10 Masonic Avenue Sewer Improvements	27-Oct-14	28-Jun-19	[Gantt bar showing Project Management, Design, Bid & Award, Construction, and Close-Out phases]																															
CWWSIPCSSR13 Taraval Sewer Improvements	14-Mar-16	29-Dec-23	[Gantt bar showing Project Management, Design, Bid & Award, Construction, and Close-Out phases]																															
Pump Stations and Forcemain Improvements	29-May-12	30-Dec-22	[Gantt bar showing Project Management, Design, Bid & Award, Construction, and Close-Out phases]																															
CWWSIPSPS01 Hudson Ave Pump Station and Outfall Improvements	31-Mar-14	31-Oct-17	[Gantt bar showing Project Management, Design, Bid & Award, Construction, and Close-Out phases]																															
CWWSIPSPS02 Force Main Rehab at Embarcadero and Jackson Streets	07-Jul-14	29-Sep-22	[Gantt bar showing Project Management, Design, Bid & Award, Construction, and Close-Out phases]																															
CWWSIPSPS03 Mariposa Dry-Weather Pump Station & Force Main Im	01-Jul-14	30-Dec-22	[Gantt bar showing Project Management, Design, Bid & Award, Construction, and Close-Out phases]																															
CWWSIPSPS04 Cesar Chavez Pump Station	08-Sep-14	26-May-16	[Gantt bar showing Project Management, Design, Bid & Award, Construction, and Close-Out phases]																															
CWWSIPSPS05 Marin Street Sewer Replacement	01-Jul-15	23-Jan-20	[Gantt bar showing Project Management, Design, Bid & Award, Construction, and Close-Out phases]																															
CWWSIPSPS06 Griffith Pump Station Improvements	14-Mar-16	30-Sep-21	[Gantt bar showing Project Management, Design, Bid & Award, Construction, and Close-Out phases]																															
CWWSIPNC01 North Shore to Channel F M Drainage Improvement	29-May-12	06-Jun-17	[Gantt bar showing Project Management, Design, Bid & Award, Construction, and Close-Out phases]																															
Combined Sewer Discharge (CSD) and Transport/Storage Structures	01-Jun-15	30-Sep-22	[Gantt bar showing Project Management, Design, Bid & Award, Construction, and Close-Out phases]																															
CWWSIPSCD01 Richmond Transport/Storage Tunnel Rehabilitation	01-Jun-15	31-Dec-20	[Gantt bar showing Project Management, Design, Bid & Award, Construction, and Close-Out phases]																															
CWWSIPSCD02 Baker/Laguna/Pierce CSD & Outfall	29-Jun-15	20-Nov-15	[Gantt bar showing Project Management, Design, Bid & Award, Construction, and Close-Out phases]																															
CWWSIPSCD03 Beach and Sansome Street CSD Rehabilitation	14-Mar-16	31-Aug-21	[Gantt bar showing Project Management, Design, Bid & Award, Construction, and Close-Out phases]																															
CWWSIPSCD04 CSD Backflow Prevention and Monitoring	25-Jul-16	30-Sep-22	[Gantt bar showing Project Management, Design, Bid & Award, Construction, and Close-Out phases]																															
CWWSIPSCD05 5th, North 6th and Division Street CSD Rehabilitation	01-Jul-16	31-Aug-21	[Gantt bar showing Project Management, Design, Bid & Award, Construction, and Close-Out phases]																															
Stormwater Management	01-Jul-11	30-Jun-26	[Gantt bar showing Project Management, Design, Bid & Award, Construction, and Close-Out phases]																															
CWWSIPFCDB01 Sunset Green Infrastructure	03-Dec-12	30-Sep-21	[Gantt bar showing Project Management, Design, Bid & Award, Construction, and Close-Out phases]																															
CWWSIPFCDB02 North Shore Green Infrastructure	03-Dec-12	31-Dec-18	[Gantt bar showing Project Management, Design, Bid & Award, Construction, and Close-Out phases]																															
CWWSIPFCDB03 Lake Merced Green Infrastructure	03-Dec-12	24-Apr-18	[Gantt bar showing Project Management, Design, Bid & Award, Construction, and Close-Out phases]																															
CWWSIPFCDB04 Sunnyside Green Infrastructure	03-Dec-12	30-Sep-19	[Gantt bar showing Project Management, Design, Bid & Award, Construction, and Close-Out phases]																															
CWWSIPFCDB05 Richmond Green Infrastructure	03-Dec-12	30-Jun-21	[Gantt bar showing Project Management, Design, Bid & Award, Construction, and Close-Out phases]																															
CWWSIPFCDB06 Yosemite Green Infrastructure	03-Dec-12	30-Jun-26	[Gantt bar showing Project Management, Design, Bid & Award, Construction, and Close-Out phases]																															
CWWSIPFCDB08 Channel Green Infrastructure	21-Feb-14	31-Aug-18	[Gantt bar showing Project Management, Design, Bid & Award, Construction, and Close-Out phases]																															
CWWSIPFCGI01 Watershed Stormwater Management (Planning Only)	11-Jul-16	30-Jun-22	[Gantt bar showing Project Management, Design, Bid & Award, Construction, and Close-Out phases]																															
CWWSIPUW00 Urban Watershed Assessment and Planning Initiation	01-Jul-11	28-Jun-13	[Gantt bar showing Project Management, Design, Bid & Award, Construction, and Close-Out phases]																															
CWWSIPUW01 Urban Watershed Assessment and Planning	07-Oct-11	30-Jun-17	[Gantt bar showing Project Management, Design, Bid & Award, Construction, and Close-Out phases]																															
CWWSIPUW02 Fulton St Sewer	01-Jul-11	31-Oct-12	[Gantt bar showing Project Management, Design, Bid & Award, Construction, and Close-Out phases]																															
CWWSIPUW03 Lake Merced Drainage	01-Jul-11	31-Oct-12	[Gantt bar showing Project Management, Design, Bid & Award, Construction, and Close-Out phases]																															
CWWSIPUW04 Major Trunk Sewers	01-Jul-11	31-Oct-12	[Gantt bar showing Project Management, Design, Bid & Award, Construction, and Close-Out phases]																															
CWWSIPFCRP01 Advanced Rainfall Prediction - Part 1	01-Apr-13	29-Jun-18	[Gantt bar showing Project Management, Design, Bid & Award, Construction, and Close-Out phases]																															
CWWSIPFCRP02 Operational Decision System Phase 1	01-Aug-13	30-Sep-16	[Gantt bar showing Project Management, Design, Bid & Award, Construction, and Close-Out phases]																															
CWWSIPFCRP03 Operational Decision System Phase 2	01-Feb-17	30-Sep-25	[Gantt bar showing Project Management, Design, Bid & Award, Construction, and Close-Out phases]																															



Appendix 2.1 Sewer System Improvement Program (SSIP) - Approved Project-Level Schedules

Project Name	Start	Finish	FY2020				FY2021				FY2022				FY2023				FY2024				FY2025				FY2026				FY2027			
			FQ1	FQ2	FQ3	FQ4	FQ1	FQ2	FQ3	FQ4	FQ1	FQ2	FQ3	FQ4	FQ1	FQ2	FQ3	FQ4	FQ1	FQ2	FQ3	FQ4	FQ1	FQ2	FQ3	FQ4	FQ1	FQ2	FQ3	FQ4	FQ1	FQ2	FQ3	FQ4
Flood Resilience Projects																																		
CWWSIPFCDB07 17th and Folsom Wet Weather Storage	01-Apr-13	08-Jul-24	[Gantt bar: Planning, Design, Bid & Award, Construction, Close-Out]																															
CWWSIPFCDB10 Flood Resilience Analysis (Planning Phase Only)	30-Jun-15	28-Feb-17	[Gantt bar: Planning]																															
CWWSIPFCDB11 Flood Resilience - Early Projects (Planning Phase Only)	26-Oct-15	30-Dec-16	[Gantt bar: Planning]																															
CWWSIPFCDB12 Wawona Area Stormwater Improvement Project	01-Jul-16	08-Jul-24	[Gantt bar: Planning, Design, Bid & Award, Construction, Close-Out]																															
CWWSIPFCDB13 Cayuga Ave Stormwater Detention Project	01-Jul-16	29-Mar-19	[Gantt bar: Planning, Design, Bid & Award, Construction, Close-Out]																															
CWWSIPFCDB14 Folsom Area Stormwater Improvement Project	01-Jul-16	31-Jan-23	[Gantt bar: Planning, Design, Bid & Award, Construction, Close-Out]																															
CWWSIPFCDB15 17th and Folsom Permanent Barriers	20-May-16	29-Mar-19	[Gantt bar: Planning, Design, Bid & Award, Construction, Close-Out]																															
CWWSIPFCDB16 Hydraulic and Drainage Sewer Improvements	01-Jul-16	15-Apr-21	[Gantt bar: Planning, Design, Bid & Award, Construction, Close-Out]																															
Land Reuse Projects																																		
CWWSIPRPL91 Land Reuse of 1800 Jerrold Avenue	17-Sep-13	31-Dec-19	[Gantt bar: Planning, Design, Bid & Award, Construction, Close-Out]																															
CWWSIPRPL92 Land Reuse of 1801 Jerrold Avenue	30-Sep-13	31-Mar-21	[Gantt bar: Planning, Design, Bid & Award, Construction, Close-Out]																															
SSIP Program Management																																		
CWWSIPL01, PRPL01 SSIP Program Management	01-Sep-11	31-Aug-27	[Gantt bar: Program Mgmt]																															
Other SSIP																																		
Treatment Facility Projects																																		
Southeast Plant (SEP) Improvements																																		
SEP-1 SEP 550 Booster PS Condition Inspection & Interim	12-Jan-21	30-Jun-26	[Gantt bar: Planning, Design, Bid & Award, Construction, Close-Out]																															
SEP-2 SEP, Booster PS, & BFS Security Enhancements	01-Jul-21	02-Oct-25	[Gantt bar: Planning, Design, Bid & Award, Construction, Close-Out]																															
SEP-3 Oxygen Generation (SEP 275) Reliability Upgrades	05-Jul-22	07-Jan-27	[Gantt bar: Planning, Design, Bid & Award, Construction, Close-Out]																															
SEP-4 SEP Facilities Interim H&S Imp (SEP 850 & 930)	01-Mar-21	05-Sep-25	[Gantt bar: Planning, Design, Bid & Award, Construction, Close-Out]																															
SEP-5 Primary Treatment (SEP 040/041) H&S Improvements	04-Jan-21	30-Sep-26	[Gantt bar: Planning, Design, Bid & Award, Construction, Close-Out]																															
SEP-8 SEP Condition Improvement Projects - Part 1	12-Jan-21	30-Jun-26	[Gantt bar: Planning, Design, Bid & Award, Construction, Close-Out]																															
10037331 Maintenance Building (SEP 940) Interim Improvement	12-Jan-21	02-Jul-26	[Gantt bar: Planning, Design, Bid & Award, Construction, Close-Out]																															
Oceanside Plant (OSP) Improvements																																		
OSP-2 Solids Thickening (OSP 011) Process Upgrade	06-Jul-21	03-Sep-26	[Gantt bar: Planning, Design, Bid & Award, Construction, Close-Out]																															
OSP-3 OSP Plant-wide Ventilation (HVAC) Upgrades	06-Jul-21	03-Sep-26	[Gantt bar: Planning, Design, Bid & Award, Construction, Close-Out]																															
10036398 OSP Condition Improvement Projects - Part 2	04-Jan-21	06-Jul-29	[Gantt bar: Planning, Design, Bid & Award, Construction, Close-Out]																															
OSP-5 OSP Odor Control Upgrades	06-Jul-21	03-Sep-26	[Gantt bar: Planning, Design, Bid & Award, Construction, Close-Out]																															
OSP-7 Admin Bldg (OSP 930) Health & Safety Improvements	04-Jan-21	04-Sep-25	[Gantt bar: Planning, Design, Bid & Award, Construction, Close-Out]																															
OSP-8 OSP DCS Upgrade (Construction)	06-Jul-21	02-Jul-27	[Gantt bar: Planning, Design, Bid & Award, Construction, Close-Out]																															
10037777 OSP & WSPS Security Enhancements	01-Jul-21	30-Jun-25	[Gantt bar: Planning, Design, Bid & Award, Construction, Close-Out]																															
OSP-11 Gaseous Oxygen System (OSP 011) Upgrades	03-Jan-22	07-Mar-28	[Gantt bar: Planning, Design, Bid & Award, Construction, Close-Out]																															
North Point Facility (NPF) Improvements																																		
NPF-1 Sedimentation (NPF 040/041) Tanks Condition Improvements	06-Jul-21	01-Sep-28	[Gantt bar: Planning, Design, Bid & Award, Construction, Close-Out]																															
NPF-2 Admin Bldg (NPF 930) Evaluation & Interim H&S Improvements	01-Mar-21	31-Mar-25	[Gantt bar: Planning, Design, Bid & Award, Construction, Close-Out]																															
NPF-3 Dechlorination Process (NPF 500) Evaluation & Interim Rehab	19-Jan-21	29-May-26	[Gantt bar: Planning, Design, Bid & Award, Construction, Close-Out]																															
10037904 NPF & NSS Security Enhancements	01-Jul-21	29-Sep-25	[Gantt bar: Planning, Design, Bid & Award, Construction, Close-Out]																															
NPF-6 NPF DCS Upgrades (Construction)	06-Jul-21	02-Sep-27	[Gantt bar: Planning, Design, Bid & Award, Construction, Close-Out]																															
Collection System																																		
Collection System	01-Jul-18	26-Dec-29	[Gantt bar: Planning, Design, Bid & Award, Construction, Close-Out]																															



Appendix 2.1 Sewer System Improvement Program (SSIP) - Approved Project-Level Schedules

Project Name	Start	Finish	FY2020				FY2021				FY2022				FY2023				FY2024				FY2025				FY2026				FY2027		
			FQ1	FQ2	FQ3	FQ4	FQ1	FQ2	FQ3	FQ4	FQ1	FQ2	FQ3	FQ4	FQ1	FQ2	FQ3	FQ4	FQ1	FQ2	FQ3	FQ4	FQ1	FQ2	FQ3	FQ4	FQ1	FQ2	FQ3	FQ4	FQ1	FQ2	FQ3
Interceptors / Tunnels and Odor Control	01-Aug-19	07-Dec-26	[Gantt bar for Interceptors / Tunnels and Odor Control]																														
10034718 Large Sewer Improvements	01-Aug-19	07-Dec-26	[Gantt bar for 10034718 Large Sewer Improvements]																														
Pump Stations and Forcemain Improvements	07-Dec-20	26-Dec-29	[Gantt bar for Pump Stations and Forcemain Improvements]																														
PS-1 Seacliff No. 1 PS & FM Upgrade	07-Dec-20	26-Dec-29	[Gantt bar for PS-1 Seacliff No. 1 PS & FM Upgrade]																														
PS-2 Seacliff No. 2 PS & FM Upgrade	14-Dec-20	21-Sep-29	[Gantt bar for PS-2 Seacliff No. 2 PS & FM Upgrade]																														
PS-3 Sunnyside PS Safety Improvements	14-Dec-20	29-May-26	[Gantt bar for PS-3 Sunnyside PS Safety Improvements]																														
PS-4 Pump Station Security Upgrades (Cesar Chavez, Griffith, Channel, &	01-Jul-21	30-Sep-25	[Gantt bar for PS-4 Pump Station Security Upgrades]																														
PS-5 Geary Underpass PS Safe Access Enhancements	01-Sep-21	21-Jul-27	[Gantt bar for PS-5 Geary Underpass PS Safe Access Enhancements]																														
Combined Sewwer Discharge (CSD) and Transport/Storage Structures	07-Dec-20	20-Sep-28	[Gantt bar for Combined Sewwer Discharge (CSD) and Transport/Storage Structures]																														
CSD-1 Brannan (019) CSD Gate & Baffle Rehab	07-Dec-20	18-Aug-25	[Gantt bar for CSD-1 Brannan (019) CSD Gate & Baffle Rehab]																														
CSD-2 Baker (009) Baffle Improvements	07-Dec-20	26-Mar-24	[Gantt bar for CSD-2 Baker (009) Baffle Improvements]																														
CSD-3 System-wide CSD & T/S Monitoring Equipment Assessment	06-Jul-21	03-Sep-26	[Gantt bar for CSD-3 System-wide CSD & T/S Monitoring Equipment Assessment]																														
CSD-4 CSD Structure Rehab & Upgrades - Part 1	01-Jul-21	20-Sep-28	[Gantt bar for CSD-4 CSD Structure Rehab & Upgrades - Part 1]																														
Stormwater Management	01-Jul-18	30-Jun-29	[Gantt bar for Stormwater Management]																														
10034553 Green Infrastructure Grant Program	01-Jul-18	30-Jun-29	[Gantt bar for 10034553 Green Infrastructure Grant Program]																														
GI-1 Balboa High School Regional Runoff Reduction Project	01-Jan-21	01-Mar-26	[Gantt bar for GI-1 Balboa High School Regional Runoff Reduction Project]																														
GI-3 Regional School/Park: Giannini Middle School	01-Jan-21	01-Mar-26	[Gantt bar for GI-3 Regional School/Park: Giannini Middle School]																														
Flood Resilience Projects	02-Jan-19	13-Mar-28	[Gantt bar for Flood Resilience Projects]																														
10034360 Lower Alemany Area Stormwater Improvement Project	02-Jan-19	13-Mar-28	[Gantt bar for 10034360 Lower Alemany Area Stormwater Improvement Project]																														
FR-1 Folsom Area Stormwater Imp. Project Phase 2	03-Jan-22	30-Jun-27	[Gantt bar for FR-1 Folsom Area Stormwater Imp. Project Phase 2]																														



APPENDIX 3. LIST OF ACRONYMS

AAR	Alternative Analysis Report	EPA	Environmental Protection Agency
ACOE	Army Corps of Engineers (also shown as USACE)	F&I	Facilities and Infrastructure
ADA	Americans with Disabilities Act	FAT	Factory Acceptance Testing
ADEIR	Administrative Draft Environmental Impact Report	FC	Final Completion
AGM	Assistant General Manager	FEMA	Federal Emergency Management Agency
BAAQMD	Bay Area Air Quality Management District	FOG	Fats, Oils, and Grease
BCDC	Bay Conservation and Development Commission	FTA	Federal Transit Administration
BDFP	Biosolids Digester Facilities Project	FY	Fiscal Year
BEM	Bureau of Environmental Management	GBT	Gravity Belt Thickener
BFS	Bruce Flynn Pump Station	GFS	Griffith Pump Station
BMS	Better Market Street	GGNRA	Golden Gate National Recreation Area
BRT	Bus Rapid Transit	GI	Green Infrastructure
CAB	Contract Administration Bureau	GIGP	Green Infrastructure Grant Program
Caltrans	California Department of Transportation	GOX	Gaseous Oxygen
CATEX	Categorical Exemption	GPS	Griffith Pump Station
CBSIP	Central Bayside System Improvement Project	HDPE	High Density Polyethylene
CCSF	City and County of San Francisco	HMI	Human Machine Interface
CCTV	Closed-Circuit Television	HPO	High Purity Oxygen
CEQA	California Environmental Quality Act	HSW	High-Strength Waste
CER	Conceptual Engineering Report	HVAC	Heating, Ventilation and Air Conditioning
CHS	Channel (Street) Pump Station	I&C	Instrumentation and Controls
CIP	Capital Improvement Program; Cast-Iron Pipe	I&I	Infiltration and Inflow
CM/GC	Construction Manager/General Contractor	IC	Internal Combustion
COVID-19	Coronavirus Disease of 2019	ICM	Integrated Catchment Model
CPAS	Combined Primary Activated Sludge	ICT	Islais Creek Transport/Storage
CSAMP	Collection System Asset Management Program	IKG	Inedible Kitchen Grease
CSD	Combined Sewer Discharge	ISP	Iron Stone Pipe
CTLS	Channel Tunnel Lift Station	JOC	Job Order Contract
DCS	Distributed Control System	JST	Jackson Street Transport/Storage Box
DEIR	Draft Environmental Impact Report	KV	Kilovolt
DIP	Ductile Iron Pipe	LBE	Local Business Enterprise
DW	Dry Weather	LED	Light-Emitting Diode
EIR	Environmental Impact Report	LF	Linear Feet
EIS	Environmental Impact Statement	LID	Low Impact Development
EMMS	Energy Monitoring and Management System	LOS	Levels of Service
		LOX	Liquid Oxygen
		LTI	Long-term Improvements
		MCC	Motor Control Center
		MDF	Main Distribution Frame
		MG	Million Gallons
		MGD	Million Gallons per Day
		MND	Mitigated Negative Declaration

Appendix 3. Acronyms


MOA	Memorandum of Agreement	RFP	Request for Proposal
MOU	Memorandum of Understanding	RFQ	Request for Qualification
MPM	Minor Project Modification	ROW	Right-of-Way
MPS	Mariposa Pump Station	RWQCB	Regional Water Quality Control Board
MTA	Municipal Transportation Agency (also shown as SFMTA)	SELS	Southeast Lift Station
MTBM	Micro-Tunnel Boring Machine	SEP	Southeast Plant; Southeast Water Pollution Control Plant
MV PDS	Medium Voltage Power Distribution System	SEWPCP	Southeast Water Pollution Control Plant
MW	Megawatt	SF	San Francisco
N/A	Not Applicable	SFCTA	San Francisco County Transportation Authority
NAR	Needs Assessment Report	SFMTA	San Francisco Municipal Transportation Agency (also shown as MTA)
NEG DEC	Negative Declaration (also shown as ND)	SFPORT	Port of San Francisco
NOD	Notice of Determination	SFPUC	San Francisco Public Utilities Commission
NPDES	National Pollutant Discharge Elimination System	SFPW	San Francisco Public Works (formerly SFDPW)
NPF	Northpoint (Wet-Weather) Facility	SFRPD	San Francisco Recreation & Parks Department (also shown as RPD)
NSCFM	North Shore to Channel Force Main	SFUSD	San Francisco Unified School District
NSFM	North Shore Force Main	SSIP	Sewer System Improvement Program
NSS	North Shore Pump Station (also shown as NSPS)	SSMP	Sewer System Master Plan
NTP	Notice to Proceed	STATEX	Statutory Exemption
O&M	Operations and Maintenance	STI	Short-term Improvements
OBMP	Ocean Beach Master Plan	SWOO	Southwest Ocean Outfall
OCA	Office of Contract Administration	T/S	Transport and Storage
OCU	Odor Control Unit	TAP	Transient Analysis Program
ODS	Operational Decision System	TBD	To be determined
OEM	Operations, Engineering, and Maintenance	TBL	Triple Bottom Line
OPS	Operations	TICD	Treasure Island Community Development
OSP	Oceanside Water Pollution Control Plant	TIDA	Treasure Island Development Authority
OSWPCP	Oceanside Water Pollution Control Plant	TM	Technical Memorandum
PLC	Programmable Logic Controller	TPD	Tons Per Day
PM	Program Management; Project Manager	TSC	Technical Steering Committee
PMC	Program Management Consultant	UPS	Uninterruptable Power Supply
PO	Purchase Order	USEPA	United States Environmental Protection Agency
PS	Pump Station	UWA	Urban Watershed Assessment
PUC	Public Utilities Commission	VCP	Vitrified Clay Pipe
QA	Quality Assurance	VFD	Variable Frequency Drives
QC	Quality Control	VPSA	Vacuum Pressure Swing Adsorption
QSO	Quint Street Outfall	VWS	Vactor Waste Station
R&R	Renewal and Replacement (also shown as RnR)		
RCP	Reinforced Concrete Pipe		

WSPS	West Side Pump Station (also shown as WSS)
WSS	Westside Pump Station (also shown as WSPS)
WWE	Wastewater Enterprise
WWE CIP	Wastewater Enterprise Capital Improvement Program
WWTP	Wastewater Treatment Plant

This page is intentionally left blank

DATE: May 31, 2022

TO: Commissioner Anson Moran, President
Commissioner Newsha Ajami, Vice President
Commissioner Sophie Maxwell
Commissioner Tim Paulson

FROM: Dennis J. Herrera, General Manager 

RE: Wastewater Enterprise Capital Improvement Program
3rd Quarter/ Fiscal Year 2021-2022

Enclosed please find the Wastewater Enterprise Capital Improvement Program (CIP) Quarterly Report for the 3rd Quarter (Q) of Fiscal Year (FY) 2021-2022.

Quarterly Report Format Changes

In response to the Commission's request for improved tracking of program history and project performance status reporting for greater accountability, starting with the Q2 FY21-22 Quarterly Reports, staff incorporated the following revisions to the format of the CIP Quarterly Reports across all capital programs with the exception of the Water System Improvement Program Quarterly Reports, since that program is ninety-nine percent complete:

- This report includes an Executive Summary, which provides a high-level summary of the program's current status and key updates that may be newsworthy or noticeable to the Commission, stakeholders, and the public.
- This accompanying cover letter has been simplified to avoid duplicating information in the new Executive Summary.

London N. Breed
Mayor

Anson Moran
President

Newsha Ajami
Vice President

Sophie Maxwell
Commissioner

Tim Paulson
Commissioner

Dennis J. Herrera
General Manager

This page is intentionally left blank.




San Francisco
Water Power Sewer
Services of the San Francisco Public Utilities Commission




QUARTERLY REPORT

Wastewater Enterprise Programs

January 2022 – March 2022



This page is intentionally left blank.



EXECUTIVE SUMMARY

The primary intent of the report is to provide the Commission, stakeholders, and the public, with a status summary of the Wastewater Enterprise Capital Projects, based on the data for the period of January 1, 2022 to March 31, 2022.

This quarterly report also includes schedule and cost forecasting of the FY23-FY32 10-year Capital Improvement Plan that was presented to and approved by the San Francisco Public Utilities Commission on February 8, 2022. Changes to the approved baseline program and project scopes, schedules, and budgets that were proposed as part of this FY23-FY32 10-year CIP will become the new baseline for project scopes, schedules, and budgets at the start of FY23, on July 1, 2022. Going forward, changes to the approved baseline will continue to be proposed as part of the 10-year CIP that is updated every two years and approved by the SFPUC Commission. The proposed revisions to the program will become the new baseline for project scopes, schedules, and budgets in the beginning of the new fiscal year following SFPUC Commission approval.

Program Current Status:

Overall steady progress continued on the Sewer System Improvement Program (SSIP) projects. The SSIP Phase 1 is 49% complete, Other SSIP is 3% complete, and Overall SSIP is 38% complete as of March 2022. As of the end of the reporting period, the SSIP Phase 1 includes 70 projects in various phases as follows: seven (7) projects in planning or design, seventeen (17) projects in construction, eight (8) projects in closeout, and thirty-eight (38) projects completed.

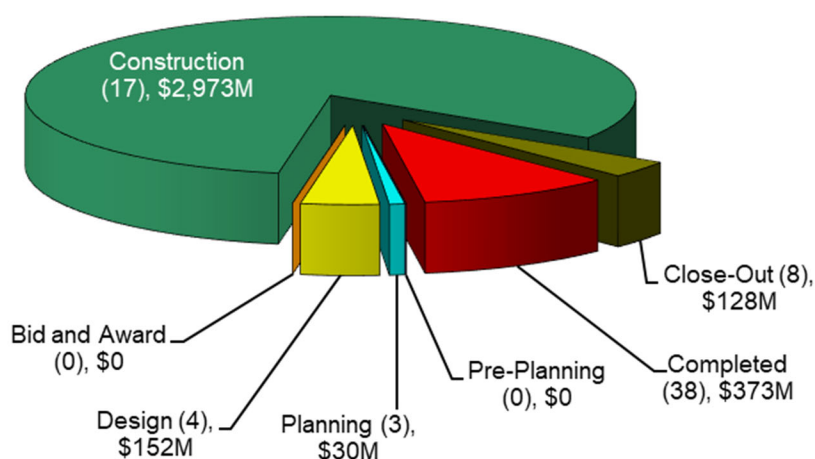


Figure A Total Current Approved Budget for SSIP Phase 1 Projects Active in Each Phase

As of the end of the reporting period, the Other SSIP includes 35 projects beyond SSIP Phase 1 in various phases as follows: twelve (12) projects in pre-planning, twenty-one (21) projects in planning or design, and two (2) projects in construction.

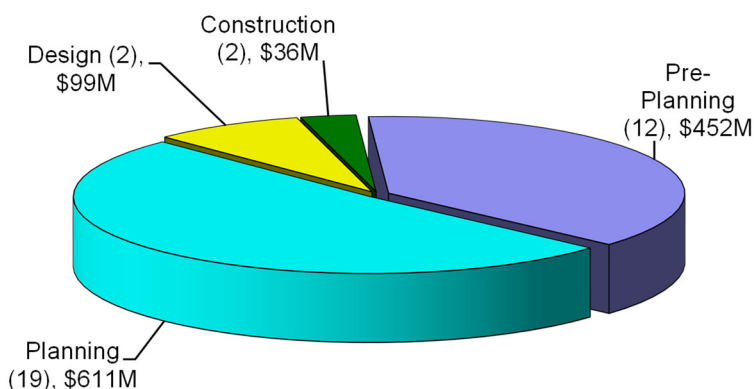


Figure B Total Current Approved Budget for Other SSIP Projects Active in Each Phase

The following Tables provide a high-level summary of the cost and schedule status for the SSIP.

Table A. SSIP Cost Summary

Programs	Expenditures To Date (\$ Million) (A)	Current Approved Budget (\$ Million) (B)	Q3/FY21-22 Forecasted Costs (\$ Million) (C)	Cost Variance (\$ Million) (D = B - C)	Variance Over Reporting Period* (\$ Million) (E)
SSIP Phase 1	\$1,846.4	\$3,655.3	\$4,396.3	(\$741.1)	-
Other SSIP	\$13.3	\$1,197.3	\$1,381.6	(\$184.3)	\$7.1
Programs Total	\$1,859.7	\$4,852.5	\$5,777.9	(\$925.4)	\$7.1

* Negative number reflects cost increases since last quarter, and positive number reflects cost reduction since last quarter.

Table B. Current Approved vs. Current Forecast Schedule Dates

Programs	2016 Approved Project Start	Current Approved Project Start	Actual Start	2016 Approved Completion	Current Approved Completion	Current Forecast Completion	Schedule Variance (Months)
SSIP Phase 1	07/01/11	07/01/11	07/01/11✓	10/30/26	08/31/27	06/30/32	58.0(Late)
Other SSIP	-	07/01/18	03/03/18✓	-	12/26/29	01/07/38	96.5(Late)
Overall SSIP	07/01/11	07/01/11	07/01/11✓	10/30/26	12/26/29	01/07/38	96.5(Late)

Program Key Updates:

Key updates for the Sewer System Improvement Program include:

- **SEP Biosolids Digester Facilities Project** - Soil excavation, dewatering, shoring and installation of piles is complete for Scope II (New Biosolids Facilities - Remainder of the construction work).

Below grade waterproofing of the digester basement is underway. Bid procurements are continuing to address the remaining construction work.

- **SEP New Headworks (Grit) Replacement Project** - the team continued bid/award of remaining 24/75 bid packages. Continued civil/structural work at the influent junction, fine screen/grit influent splitter, grit tank/grit handling, primary influent distribution areas. Started electrical/fire protection/HVAC/mechanical installations in electrical and grit influent splitter areas. Started excavation for the 84" underground duct. Continued equipment procurement and fabrication. 520/649 total piers completed to date. Continued demolition of the former SEP011 north pump room and channel. Continued equipment Vendor/Distributed Control Systems (DCS) preliminary application software coordination workshops. Continued monthly coordination meetings regarding overall start-up/testing plan of the new facility. Continued monthly coordination meetings regarding influent junction area tie-ins in dry season 2022.
- **SEP Facility-wide Distributed Control System Upgrade** - DCS manufacturing services for WW-628-03 New Main Headworks contract/project at SEP was initiated during this reporting quarter. Overall system-wide design at SEP progressed from 35% to 65%. DCS coordination activities with other SSIP projects at North Shore facilities are ongoing. The DCS project team has also started drafting technical DCS scope of work for Oceanside facilities and other wastewater pump stations.
- **SEP Seismic Reliability and Condition Assessment Improvements** - Construction work for the Water Strainer Backwash Flow has been completed. Final closeout is taking longer than anticipated as the team continued working on punch list and administrative closeout items.
- **Kansas and Marin Streets Sewer Improvements Project** - the project team evaluated a deviation between the project's original pre-SSIP design criteria and the current SSIP Level of Service (LOS) design criteria. The project team initiated a new Alternative Analysis Report based on the current SSIP LOS design criteria, along with some additional sensitivity analysis to account for project specifics which may necessitate a higher design criteria. Based on the preparation of a new project AAR, the project team is currently evaluating the potential impacts to scope, cost, and schedule.
- **Better Market Street (BMS) Sewer Improvements Project** - SFPUC's proposed water and sewer scopes of work were deleted from the BMS Phase 1 Contract per the request of SFMTA and SFPW. To mitigate the risk of failure of sewer assets, the project team is coordinating with WWE/Sewer Operations to inspect the existing conditions of culverts that were originally part of the BMS Phase 1 Contract. Depending on the condition of the culverts, repair or replacement of the culverts may be initiated through this project. SFPUC's sewer and water work on Market Street, between 5th to 7th Streets, are anticipated to be included in a future BMS contract (BMS Contract 2). SFPW and SFMTA will re-initiate the planning effort for BMS Contract 2 in May

2022 and SFPUC staff will be engaging in this planning effort. The extent of the scope is still in discussion between SFPW and SFMTA management and the lead-agency has not been determined.

- **Yosemite Green Infrastructure Project** - during this quarter, the Memorandum of Understanding for the Upper Yosemite Creek Daylighting Early Implementation Project between the San Francisco Recreation and Park Department was authorized by the Commission. On March 8, 2022, the contract for the Engineering Services for Green Infrastructure was awarded by the Commission. Next quarter, following contract signatures, the task order for design services will be negotiated.
- **Watershed Stormwater Management Project (Planning Only)** - the project team provided technical support for Flood Resilience Programmatic Strategies, green infrastructure projects and programs, and billing system upgrades. Flood resilience work included interdepartmental coordination for flood resilient building code modifications, development of flood elevations for the 100-Year Storm Flood Risk Map, and development. During the current quarter, the project team coordinated with SFRPD on the Buchanan Street Mall green infrastructure project and continued to provide technical support for the Green Infrastructure Grant Program. Work on the Upper Islais Creek Watershed Plan continued as the team developed project concepts and watershed scenarios to manage flooding in the Alemany corridor.
- **Folsom Area Stormwater Improvement Project** - the City design team completed 65% design for the Alameda Street Wet Weather Tunnel Contract and progressed 65% design for the Harrison and Treat Street Sewer Box Contract. The project requires extensive staging on private property and permanent improvements through private property in order to be implemented.

For the WWE Facilities and Infrastructure Program, there are five (5) on-going projects where two (2) projects are in construction, two (2) projects in design, and one (1) project in planning.

- **New Treasure Island Wastewater Treatment Plant Project** - the Request for Proposals (RFP) document for Design-Build services was advertised on December 27, 2021. The due date was delayed by one month to May 2022 to allow the Design Builder to further develop their proposals and resubmit key staff during these current market conditions.
- **Ocean Beach Climate Change Adaptation Project** - for Long Term Improvements negotiations on funding continue at a very slow rate and impacts overall project progress. 95% Design is in progress; Response to Comments on the Draft Environmental Impact Report (DEIR) is in development.

- **Southeast Community Center @ 1550 Evans Project** - construction is 94% complete. Permanent power is required to install remaining finishes and commission building systems, if the project receives power by April 30, the target date for Substantial Completion is July 31, 2022.

For the WWE Renewal and Replacement (R&R) Program, there are twenty-nine (29) Collection System projects and nine (9) Treatment Facilities projects in construction.

This page is intentionally left blank.

Quarterly Report

Wastewater Enterprise Programs


TABLE OF CONTENTS

- I. Sewer System Improvement Program**
 - 1. Program Description
 - 2. Program Status
 - 3. Program Cost Summary
 - 4. Program Schedule Summary
 - 5. Budget and Schedule Trend Summary
 - 6. Project Performance Summary
 - 7. Project Status Report
 - 8. On-Going Construction Contracts
 - 9. Projects in Closeout
 - 10. Completed Projects


- II. WVE Facilities and Infrastructure Program**
 - 1. Program Description
 - 2. Program Status
 - 3. Program Cost Summary
 - 4. Program Schedule Summary
 - 5. Budget and Schedule Trend Summary
 - 6. Project Performance Summary
 - 7. Project Status Report
 - 8. On-Going Construction Contracts
 - 9. Projects in Closeout
 - 10. Completed Projects

- III. WVE Renewal and Replacement Program**
 - 1. Program Description
 - 2. Program Status
 - 3. Program Cost Summary
 - 4. Program Schedule Summary
 - 5. Project Performance Summary
 - 6. Project Status Report
 - 7. On-Going Construction Contracts
 - 8. Projects in Closeout
 - 9. Completed Projects


- IV. APPENDICES**
 - 1. Project Description
 - 2. Project Level Approved Schedule
 - 3. List of Acronyms




This page is intentionally left blank.



I. Sewer System Improvement Program



This page is intentionally left blank.



1. PROGRAM DESCRIPTION

The responsibilities of the San Francisco Public Utilities Commission (SFPUC)'s Wastewater Enterprise (WWE) are to manage, operate, and maintain San Francisco's wastewater collection and treatment system. San Francisco's sewer system collects, conveys, and treats both dry and wet weather (urban stormwater) flows.

The Sewer System Improvement Program (SSIP) is the SFPUC's wastewater capital improvement program which includes multiple projects to improve the existing system. The SSIP is the culmination of several years of wastewater system planning efforts, public meetings, and SFPUC Commission workshops, to develop proposed improvements to address the following challenges:

1. Aging infrastructure and the poor condition of existing facilities.
2. Seismic deficiencies and lack of structural integrity.
3. Limited operating flexibility and lack of redundancy.
4. Compliance with operational permits at all times.
5. Managing stormwater in San Francisco's eight urban watersheds.
6. Optimizing system performance and efficiency.
7. Protecting public health, the environment, and conservation goals to safeguard our natural and human environments, and
8. Compliance with the Commission's Environmental Justice and Community Benefits Policy.

The purpose of the SSIP is to upgrade the existing wastewater system so it can meet the challenges of today and the future. The implementation of the SSIP projects and their associated expenditures will be phased over twenty (20) years in an effort to maintain ratepayer affordability and minimize impacts to our communities throughout the City.

In February 2011 the SFPUC Commission directed staff to proceed with the procurement of a program management consultant to assist City

staff with the implementation of the SSIP. The AECOM-Parsons Joint Venture was selected and the Program Management Consultant (PMC) team began work on September 6, 2011. The first major task for the PMC was to develop a recommended Program, collectively known as Program Validation. This effort was completed by the PMC and City staff recommending the scope, schedule, and budget of the SSIP treatment and collection system projects, as well as revisions to the SSIP Goals and Levels of Service (LOS). On August 28, 2012, after a series of three public SSIP workshops, the SFPUC Commission officially endorsed the proposed projects in the \$6.933 billion 20-year SSIP and the associated Goals and Level of Service and also authorized staff to proceed with planning and development of projects within Phase 1 of the SSIP, representing \$2.7 billion.

Subsequently in October 2015 the PMC was assigned to work on refining program scope, budget and schedule based on newly available information and various constraints and challenges. The effort included project re-prioritization, scope refinement, budget re-alignment and schedule re-alignment. The refinement was completed in January 2016 and presented to the SFPUC Commission on March 22, 2016. The refined program scope and budget for \$6.976 billion along with the Goals and LOS for all three phases of the SSIP was endorsed by the Commission along with the baseline for scope, schedule and budget for Phase 1 projects totaling \$2.910 billion. The revised program is referred to as the "2016 SSIP Baseline".

The endorsed Goals are stated below:

- Provide a compliant, reliable, resilient, and flexible system that can respond to catastrophic events;
- Integrate green and grey infrastructure to manage stormwater and minimize flooding;
- Provide benefits to impacted communities;
- Modify the system to adapt to climate change;
- Achieve economic and environmental sustainability; and

- Maintain ratepayer affordability.

Wastewater System Overview:

The San Francisco wastewater collection and treatment system has been developed over the past two centuries. San Francisco's sewer system dates back to the 1800's when the first sewers were constructed which, at the time, discharged directly into the San Francisco Bay and the Pacific Ocean. The City's major treatment facilities were constructed over several years as part of major capital improvement programs. The existing treatment facilities were built as follows: North Point Facility, 1951; Southeast Plant, 1952; and Oceanside Plant, 1993. The Southeast Plant was enlarged and upgraded to secondary treatment in 1982, and again expanded to treat peak wet-weather flows in 1996.

The Collection System is a network of sewers that collect and transport both sanitary flows and stormwater runoff. The system is designed to take advantage of the City's natural topography wherever possible to maximize the benefits of gravity flow for the collection, transport, treatment, and discharge of wastewater and stormwater. Ninety-two percent of San Francisco is served by a combined sanitary and stormwater system that consists of 24,800 manholes, 25,000 catch basins, 27 pump stations, and approximately 1,000 miles of sewers ranging from 8-inch diameter pipes to large transport structures measuring up to 45 feet deep by 25 feet wide. Flows are conveyed from the collection system through the transport/storage boxes, to two centralized all-weather treatment plants, located in the southeast and southwest sections of the City respectively, the Southeast Water Pollution Control Plant (SEP) and the Oceanside Water Pollution Control Plant (OSP). During wet weather additional flows are conveyed to our wet-weather facility, located in the northeast section of the City, the North Point Wet-Weather Facility (NPF). The collection system storage capacity is over 200 million gallons, comprised of predominantly grey infrastructure at this time. Existing collection system components include:

- Large Sewers*, Tunnels and Odor Control
- Pump Stations and Force Mains
- Transport/Storage Boxes, and
- Combined Sewer Discharge (CSD) Structures

* Large sewers are sewers greater than 36-inches in diameter (or equivalent size).

The broad components of the wastewater treatment plant facilities include:

- Liquid treatment processes;
- Solids treatment processes; and,
- Deepwater outfalls, located in the San Francisco Bay and Pacific Ocean.

Operating a combined system, WWE treats both sanitary sewage and urban stormwater - commonly referred to as wastewater. The maximum daily treatment capacity of the existing system is 575 million gallons. On an annual basis the system treats approximately 40 billion gallons.

Program Evolution:

Due to the size of the SSIP, a phased approach was initially developed to simplify the implementation of projects. This was done to manage rate impacts, consider construction sequencing impacts and maintain existing operations and permit compliance. Each of the projects in the SSIP contributes to the wastewater system meeting the Commission-endorsed goals and levels of service. Phase 1 projects focused on ensuring regulatory compliance, enhancing process reliability and redundancy, improving plant odor control, and replacing the antiquated biosolids and headworks facilities with state-of-the-art technology. As such, Phase 1 focused on treatment plant improvements.

Since Commission approval of the 2018 SSIP Baseline, considerable thought was put into how the program has evolved since inception in 2010 and how it should move forward. A capital program spanning several decades like the SSIP must continually adapt to ever-evolving priorities and changing market conditions to be sustainable. In previous SSIP baseline efforts, long term forecasting was used to plan the three overlapping phases of investments to deliver the

program while achieving financial affordability goals. However, lessons learned have taught us that the confidence and accuracy of these forecasts diminish over a long duration. Thus, on December 22, 2020, the Commission approved the 2020 SSIP Baseline, where a selection of high priority projects identified initially in Phases 2 and 3 were initiated. The SFPUC is transitioning away from the original intent of three distinct SSIP phases and instead implementing capital improvement projects as part of a rolling Ten-Year capital plan. New projects will be initiated based on priority and timeline through the SFPUC's biennial budget process.

SSIP Phase 1 Revised Baseline:

As reflected in Table 1.1, the SSIP Phase 1 Baseline Budget and Schedule were revised in 2018 and 2020, and these revisions were approved by the San Francisco Public Utilities Commission on April 24, 2018 and December 2020, respectively. The 2020 Approved Budget for SSIP Phase 1 is \$3,655 million, which is about \$677 million higher than the 2018 Baseline Budget. The 2020 Approved Program Completion is August 2027, which is 39 months later than the 2018 Baseline Program Completion.

Refer to Appendix 1 for scope description of all projects in Phase 1.

Table 1.1 SSIP Phase I Program Revision

Program Revision	Commission Approval	Budget (\$Million)	Schedule*
2016 (Baseline)	March 22, 2016	\$2,910.4	10/30/26
2018 (Revised)	April 24, 2018	\$2,978.7	05/01/25
2020 (Latest Approved)	December 22, 2020	\$3,655.3	08/31/27

* Final Program Completion Date

Table 1.2 Other SSIP Projects

Program Revision	Commission Approval	Budget (\$Million)	Schedule*
2018 (Baseline)	December 11, 2018	\$430.5	06/30/28
2020 (Latest Approved)	December 22, 2020	\$1,197.3	12/26/29

* Final Program Completion Date

I. SSIP Quarterly Report

2. PROGRAM STATUS

Figure 2.1 shows the total Current Approved Budget for the SSIP Phase 1 projects remaining in each phase of the program as of March 31, 2022. The number of projects currently active in each phase is shown in parentheses.

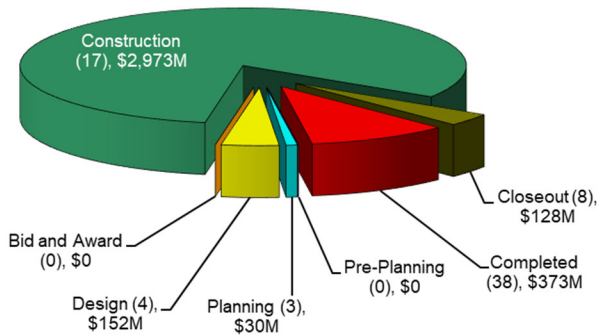


Figure 2.1 Total Current Approved Budget for SSIP Phase 1 Projects Active in Each Phase

Figure 2.2 shows the number of SSIP Phase 1 projects in the following stages of the program as of March 31, 2022: Pre-construction, Construction, and Post-construction.

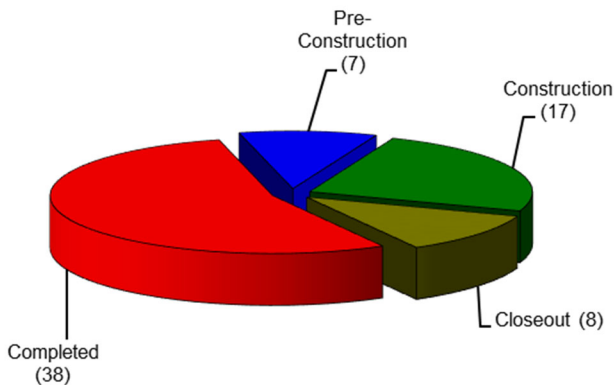


Figure 2.2 Number of SSIP Phase 1 Projects in Pre-Construction, Construction, and Post-Construction

Figure 2.3 summarizes the environmental review and permitting status of the SSIP Phase 1 projects as of March 31, 2022.

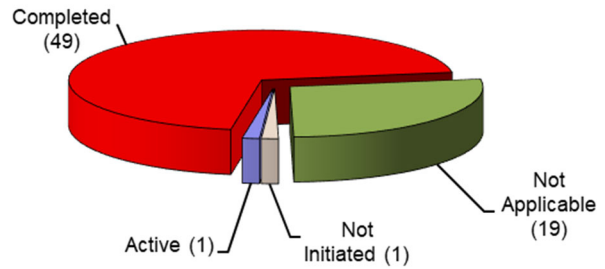


Figure 2.3 Program Environmental and Permitting Status of the SSIP Phase 1 Projects

Figure 2.4 shows the total Current Approved Budget for the Other SSIP projects remaining in each phase of the program as of March 31, 2022. The number of projects currently active in each phase is shown in parentheses.

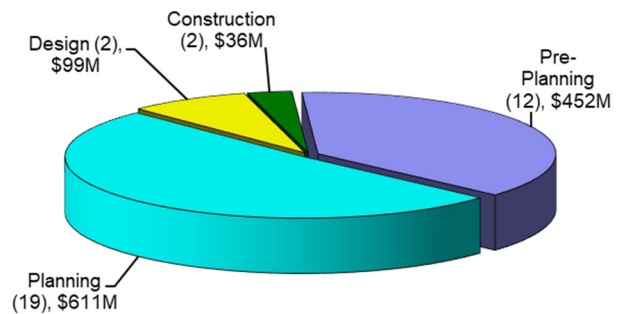


Figure 2.4 Total Current Approved Budget for Other SSIP Projects Active in Each Phase

Figure 2.5 shows the number of Other SSIP projects in the following stages of the program as of March 31, 2022: Pre-construction, Construction, and Post-construction.

Figure 2.6 summarizes the environmental review and permitting status of the Other SSIP projects as of March 31, 2022.

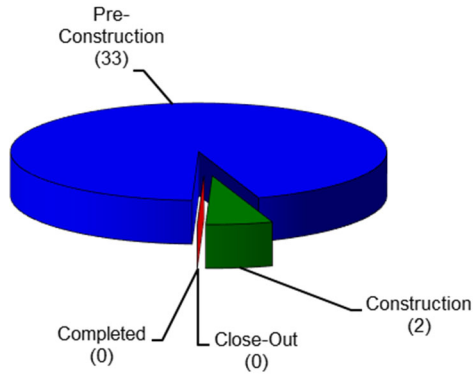


Figure 2.5 Number of Other SSIP Projects in Pre-construction, Construction, and Post-construction

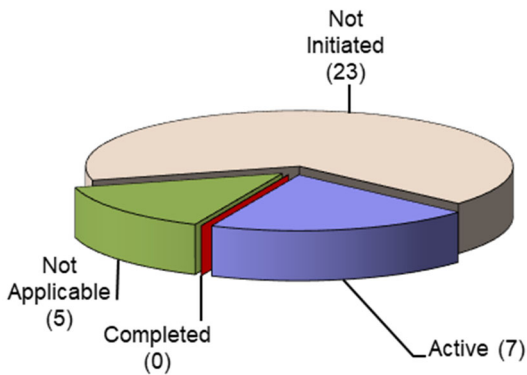


Figure 2.6 Program Environmental and Permitting Status of the Other SSIP Projects

KEY ACCOMPLISHMENTS

Programmatic

- Continued construction on the Southeast Area Major projects which include Biosolids Digester Facility Project (BDFP), Headworks and the Southeast Community Center
- Continued extensive remote work practices and ongoing review of construction activities including site-specific health and safety protocols in response to Shelter-in-Place Public Health Order
- Held Southeast Treatment Plant Construction tours for the Southeast Community Facility Commissioners

In the News

Two (2) media mentions including stories on construction projects along Ocean Beach and NPR coverage on infrastructure spending to address climate change and stormwater management.

Highlights of Conducted Outreach

- Monthly citywide and District 10 focused email newsletters to 4,500+ recipients providing Project Updates and Community Resources
- Southeast Construction Updates Email - bi-weekly email newsletters to 700+ recipients providing construction updates on projects underway in the area
- Multiple construction community meetings for Wawona and Vicente Street Stormwater and Water Main Replacement Project construction impacts
- January - One-on-one coordination meetings with businesses and educational facilities located within project area of Wawona and Vicente Streets Stormwater and Water Main Replacement Project
- January - Notice to residents and businesses of upcoming Southeast Bay Outfall 54-inch Force Main Condition Assessment and Pipe Repair at Pier 80
- January - Biosolids Digester Facilities Project held Local Business Enterprise Engagement Event for Site Wide Cleaning, Debris Boxes, and Street Sweep-Water Truck trade packages
- February - Celebrate completion of Force Main Rehabilitation at Embarcadero and Jackson Improvements Project
- February - Celebrate completion of Mariposa Pump Station Improvements Project
- February - Preconstruction outreach to impacted neighborhoods as part of Various Locations Brick Sewer Improvements Project
- February - Preconstruction outreach to impacted neighborhoods as part of Panhandle and Inner Sunset Large Sewer Rehabilitation Project
- February - Virtual presentation on Biosolids Digester Facilities Project construction air

I. SSIP Quarterly Report

- quality monitoring reports to the Southeast Community Facility Commission
- March – Noticing start of new work for the Westside Pump Station Reliability Improvements Project
- March - In-person tabling events providing update on tunnel boring machine and staging impacts as part of Wawona and Vicente Streets Stormwater and Water Main Replacement Project
- March – Southeast Treatment Plant Construction Tour for the Southeast Community Facility Commissioners
- March – Virtual Community Coffee Meeting and project update for stakeholders of the Southeast Treatment Plant construction
- March – Mailing notice of upcoming construction activities as part of New Montgomery Brick Sewer Rehabilitation Project & Various Locations Brick Sewer Improvements Project
- March - Distributed first issue of newsletter to provide updates to Lower Alemany community organizations, businesses, property owners, and residents as part of the Upper Islais Creek Watershed Plan
- March – SFPUC hosted an appreciation event via Zoom & in-person to acknowledge the Lower Alemany community organizations, businesses, property owners, and residents who participated in the community survey as part of the Upper Islais Creek Watershed Plan
- Upcoming Outreach Events**
- April – SFPUC to host multi-agency virtual community webinar to provide an update on current and planned construction projects along Ocean Beach highlighting the Westside Pump Station Reliability Project and impacts to traffic and accessibility on the westside
- April – In-person noticing and site visits to coordinate construction impacts with local organizations, schools and businesses as part of the Wawona and Vicente Stormwater and Water Main Replacement Project
- April – One-on-one meeting with one of the key stakeholders located within the project area of Kansas & Marin Streets Sewer Improvements Project
- April – Noticing for upcoming six weeks of heavy cement truck traffic on Saturdays in Bayview neighborhood
- April – Announcement of the Biosolids Digester Facilities Project Institute of Sustainable Infrastructure Envision Platinum award
- May – Southeast Treatment Plant Construction Tour for the Southeast Community Facility Commissioners and Revenue bond Oversight Committee members Commissioners
- May – Mailing of print Southeast Treatment Plant Construction update newsletter to approximately 1,200 residents and businesses in a mile of the Southeast Treatment Plant
- May – Virtual Community Coffee Meeting and project update for stakeholders of the Southeast Treatment Plant construction
- May – In-person tabling event to provide update to Merced Manor residents on Vicente Street as part of the Wawona and Vicente Stormwater and Water Main Replacement Project and possible future upgrades at Merced Manor Reservoir
- May – Promote completion of Force Main Rehabilitation at Embarcadero and Jackson Improvements Project
- May – Celebrate and highlight construction projects citywide as part of National Infrastructure Week May 16-20
- May – In-person meetings and site visit with key stakeholders located within the project area of Kansas & Marin Streets Sewer Improvements Project
- June - In-person noticing and site visits to coordinate construction impacts as part of the Folsom Area Stormwater Improvements Project
- June - In-person noticing and site visits to coordinate construction impacts as part of the Various Locations Sewer Replacement Project

3. PROGRAM COST SUMMARY

Table 3 provides an overall program-level cost summary of Sewer System Improvement (SSIP) projects grouped by Facilities. It shows the Expenditures to Date, Current Approved Budget, Q3/FY21-22 Forecasted Costs, Cost Variance between the Current Approved and Forecasted Cost, and Variance Over Reporting Period. The Current Approved Budget for SSIP is \$4,852.5 million and the Current Forecasted Cost is \$925.4

million over budget. The overall program negative Cost Variance can be attributed primarily to the Biosolids Digester Facilities Project and the SEP New Headworks Project, both of which have evolved in the last year under the Construction Management General Contractor delivery model (see project summary reports for more detail).

Table 3. Program-Level Cost Summary of SSIP

Subprograms	Expenditures to Date (\$ Million) (A)	Current Approved Budget (\$ Million) (B)	Q3/FY21-22 Forecasted Budget (\$ Million) (C)	Cost Variance (\$ Million) (D = B - C)	Cost Variance Over Reporting Period* (Million) (E)
Rolling WWE Capital Projects					
Treatment Plants	\$1,303.4	\$3,291.0	\$4,122.7	(\$831.8)	\$7.1
Biosolids Digester Facilities Project	\$640.5	\$1,680.7	\$2,372.6	(\$691.9)	-
SSIP Phase 1	\$640.5	\$1,680.7	\$2,372.6	(\$691.9)	-
Other SSIP	-	-	-	-	-
SEP New Headworks (Grit) Replacement	\$332.7	\$618.8	\$679.0	(\$60.2)	-
SSIP Phase 1	\$332.7	\$618.8	\$679.0	(\$60.2)	-
Other SSIP				-	-
Southeast Plant (SEP) Improvements	\$223.7	\$443.1	\$499.6	(\$56.4)	-
SSIP Phase 1	\$222.2	\$339.5	\$335.7	\$3.8	-
Other SSIP	\$1.4	\$103.7	\$163.9	(\$60.2)	-
Oceanside Plant (OSP) Improvements	\$74.5	\$391.0	\$401.7	(\$10.6)	\$7.1
SSIP Phase 1	\$74.0	\$159.0	\$159.0	-	-
Other SSIP	\$0.5	\$232.1	\$242.7	(\$10.6)	\$7.1
North Point Facility (NPF) Improvements	\$32.0	\$157.3	\$169.9	(\$12.6)	-
SSIP Phase 1	\$32.0	\$73.2	\$73.2	-	-
Other SSIP	\$0.1	\$84.1	\$96.7	(\$12.6)	-
Collection System	\$334.9	\$1,296.6	\$1,375.0	(\$78.4)	-
Central Bayside System Improvement Project (CBSIP)	\$36.7	\$64.0	\$37.3	\$26.7	-
SSIP Phase 1	\$36.7	\$64.0	\$37.3	\$26.7	-
Other SSIP				-	-
Interceptors/Tunnels/Odor Control	\$31.4	\$60.0	\$60.6	(\$0.6)	-

I. SSIP Quarterly Report

Subprograms	Expenditures to Date (\$ Million) (A)	Current Approved Budget (\$ Million) (B)	Q3/FY21-22 Forecasted Budget (\$ Million) (C)	Cost Variance (\$ Million) (D = B - C)	Cost Variance Over Reporting Period* (Million) (E)
SSIP Phase 1	\$31.4	\$60.0	\$60.6	(\$0.6)	-
Other SSIP				-	-
Interdepartmental Projects	\$59.0	\$193.2	\$209.2	(\$16.1)	-
SSIP Phase 1	\$50.0	\$96.63	\$94.6	\$2.0	-
Other SSIP	\$9.0	\$96.5	\$114.6	(\$18.1)	-
Pump Stations and Force Main Improvements	\$78.6	\$122.4	\$142.5	(\$20.1)	-
SSIP Phase 1	\$77.3	\$82.1	\$82.0	\$0.0	-
Other SSIP	\$1.3	\$40.3	\$60.5	(\$20.2)	-
CSD and Transport/Storage Structures	\$18.4	\$78.9	\$82.9	(\$4.1)	-
SSIP Phase 1	\$18.1	\$24.0	\$23.2	\$0.8	-
Other SSIP	\$0.3	\$54.9	\$59.8	(\$4.9)	-
Stormwater Management	\$84.2	\$188.9	\$232.2	(\$43.3)	-
SSIP Phase 1	\$81.5	\$142.2	\$148.2	(\$6.0)	-
Other SSIP	\$2.7	\$46.7	\$84.0	(\$37.3)	-
Flood Resilience Projects	\$26.6	\$589.3	\$610.2	(\$20.9)	-
SSIP Phase 1	\$23.8	\$50.2	\$50.7	(\$0.5)	-
Other SSIP	\$2.8	\$539.0	\$559.5	(\$20.4)	-
Land Reuse Projects	\$85.1	\$89.9	\$85.1	\$4.8	-
SSIP Phase 1	\$85.1	\$89.9	\$85.1	\$4.8	-
Other SSIP				-	-
Program Management (PM)	\$142.0	\$175.0	\$195.0	(\$20.0)	-
SSIP Phase 1	\$142.0	\$175.0	\$195.0	(\$20.0)	-
Other SSIP				-	-
Overall Program Total	\$1,865.4	\$4,852.5	\$5,777.9	(\$925.4)	\$7.1
SSIP Phase 1 Subtotal	\$1,847.4	\$3,655.3	\$4,396.3	(\$741.1)	-
Other SSIP Subtotal	\$18.1	\$1,197.3	\$1,381.6	(\$184.3)	\$7.1

* Negative number is reflecting cost increases since last quarter, and positive number is reflecting cost reduction since last quarter.

4. PROGRAM SCHEDULE SUMMARY

Figure 4 and Table 4 compare the 2016 Baseline, Current Approved, and Current Forecasted Schedules for the SSIP.

Overall completion schedule for the revised SSIP Phase 1 and Other SSIP were approved by the SFPUC Commission in December 2020. The approved schedule completion for the overall SSIP Phase 1 and Other SSIP are in August 2027 and December 2029, respectively. The current projects forecasted completion of the SSIP Phase 1 and Other SSIP are in June 2032 and January 2038, respectively.

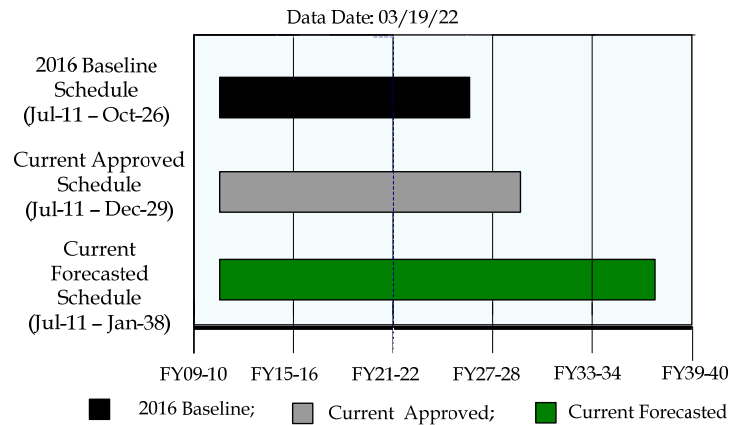


Figure 4 SSIP Schedule Summary

Table 4. Current Approved vs. Current Forecast Schedule Dates

Programs	2016 Approved Project Start	Current Approved Project Start	Actual Start	2016 Approved Completion	Current Approved Completion	Current Forecast Completion	Schedule Variance (Months)
SSIP Phase 1	07/01/11	07/01/11	07/01/11✓	10/30/26	08/31/27	06/30/32	58.0(Late)
Other SSIP	-	07/01/18	03/03/18✓	-	12/26/29	01/07/38	96.5(Late)
Overall SSIP	07/01/11	07/01/11	07/01/11✓	10/30/26	12/26/29	01/07/38	96.5(Late)

5. BUDGET AND SCHEDULE TREND SUMMARY

Starting with the Q1 FY21-22 Quarterly Report, a revised report format includes a new Table 5, titled Budget and Schedule Trend Summary. This Table 5 contains all approved SSIP projects that are active and in any of the planning, design, bid and award, or construction phases of the project. The table excludes all Program Management projects, as well as any projects that are either Not-Initiated, On-Hold, in Closeout or Completed.

During this Quarter (Q3 FY21-22), the following major milestone were achieved, and the project cost and schedule forecasts were updated based on the updated milestone cost estimates accordingly for the following SSIP projects:

1. Initiated Southeast Water Pollution Control Plant, Booster Pump Station, and Bruce Flynn Pump Station Security Enhancements; Solids

Thickening (OSP 011) Process Upgrade; Oceanside Water Pollution Control Plant Plant-wide Ventilation (HVAC) Upgrades; Administration Building (OSP 930) Health & Safety (H&S) Improvements; Administration Building (NPF 930) Evaluation & Interim H&S; Northpoint (Wet-Weather) Facility and North Shore Pump Station Security Enhancements; Geary Underpass Pump Station Safe Access Enhancements; System-wide Combined Sewer Discharge & Transport and Storage Monitoring Equipment Assessment; and Combined Sewer Discharge Structure Rehabilitation and Upgrades - Part 1.

2. Large Sewer Condition Assessment and Improvements Subproject H completed the Conceptual Engineering Report (CER).
3. Large Sewer Condition Assessment and Improvements Subproject E completed 95% design.
4. Baker (009) Baffle Improvements completed the CER.

Table 5. Budget and Schedule Trend Summary

All Costs are shown in million.

Project Name	Previous Program Group Title	Most Recent CIP Approved Budget		Project Initiation		CER		35% Design		95% Design		Awarded Construction ¹		Current Status	
		Approved Budget	Approved Completion	Forecasted Cost	Forecasted Completion	Forecasted Cost	Forecasted Completion	Forecasted Cost	Forecasted Completion	Forecasted Cost	Forecasted Completion	Forecasted Cost	Forecasted Completion	Forecasted Cost	Forecasted Completion
		a	b	c	d	e	f	g	h	i	j	k	l	m	n
Rolling WWE Capital Projects															
Treatment Facilities															
Biosolids Digester Facilities Project															
10015796 SEP Biosolids Digester Facilities Project (BDFP) ² Scope I - EOP 1A, 1C, 1B, 2B Scope II - Remainder of SOW	SSIP Phase 1	FY21-30		12/31/14		01/29/16		11/30/16		12/06/18 (Scope I) & 01/14/19 (Scope II)		08/26/19 (Scope I) & 07/01/20 (Scope II)		Q3 - FY21-22	
		\$1,680.7	08/31/27	\$1,750.0	08/31/23	\$1,276.4	05/01/25	\$1,276.4	05/01/25	\$1,315.3	05/01/26	\$1,680.7	07/06/28	\$2,372.6	05/11/29
New Headworks (Grit) Replacement															
10015807 SEP New Headworks (Grit) Replacement ² Scope I - Site Preparation Scope II - Bruce Flynn Pump Station Scope III - New Headworks	SSIP Phase 1	FY21-30		03/01/13		01/29/16		06/23/16 (Scope I), 10/17/16 (Scope II) & 06/23/16 (Scope III)		05/23/17 (Scope I), 09/26/17 (Scope II) & 05/31/18 (Scope III)		11/15/17 (Scope I), 12/17/18 (Scope II) & 07/23/19 (Scope III)		Q3 - FY21-22	
		\$618.8	09/30/24	\$183.0	03/31/20	\$359.0	12/29/23	\$359.0	12/29/23	\$718.0	09/30/24	\$718.8	09/30/24	\$679.0	09/30/24
Southeast Plant (SEP) Improvements															
10015809 SEP Facility-wide Distributed Control System Upgrade ³	SSIP Phase 1	FY21-30		09/03/13		11/01/17		Ongoing		Not Started		12/13/16 ⁴		Q3 - FY21-22	
		\$63.0	08/31/27	\$63.0	02/26/21	\$63.0	08/31/23	\$63.0	08/31/27	N/A	N/A	\$63.0	08/31/23	\$63.0	12/30/27
10015810 Seismic Reliability and Condition Assessment Improvements	SSIP Phase 1	FY21-30		09/03/13		04/19/16		04/01/15		08/05/15		06/25/19		Q3 - FY21-22	
		\$44.2	09/09/22	\$58.1	12/31/19	\$58.1	12/31/19	\$58.1	12/31/19	\$58.1	12/31/19	\$53.2	06/30/22	\$44.2	09/09/22
10002284 SEP Power Feed and Primary Switchgear Upgrades	SSIP Phase 1	FY21-30		06/23/14		04/15/16		07/29/16		09/29/17		09/08/20		Q3 - FY21-22	
		\$95.9	06/18/24	\$69.8	07/31/20	\$69.8	07/31/20	\$69.8	11/19/20	\$84.3	06/30/22	\$95.9	06/18/24	\$95.9	08/21/24
10037353 SEP 550 Booster PS Condition Inspection & Interim	Other SSIP	FY21-30		01/12/21		08/31/22		01/18/23		10/20/23		08/30/24		Q3 - FY21-22	
		\$9.9	06/30/26	\$9.9	06/30/26	TBD	TBD	TBD	TBD	TBD	TBD	TBD	TBD	\$20.3	02/24/27
10038373 SEP, Booster PS, & BFS Security Enhancements	Other SSIP	FY21-30		01/18/22		10/12/22		03/13/23		10/27/23		11/06/24		Q3 - FY21-22	
		\$14.3	10/02/25	\$35.8	12/10/26	TBD	TBD	TBD	TBD	TBD	TBD	TBD	TBD	\$35.8	12/10/26
10037330 Primary Treatment (SEP 040/041) H&S Improvements	Other SSIP	FY21-30		01/04/21		04/15/22		06/30/22		03/03/23		12/14/23		Q3 - FY21-22	
		\$27.4	09/30/26	\$27.4	09/30/26	TBD	TBD	TBD	TBD	TBD	TBD	TBD	TBD	\$27.4	09/30/26

Footnotes:

1. This represents Forecasted project cost and project completion date at the time of award of construction contract, award of CM/GC scope, award of DB scope.
2. The project delivery method for this project is Construction Manager/General Contractor (CM/GC).
3. The project delivery method for this project is Progressive Design-Built (DB).
4. This represents the award of the overall progressive design build contract DB-126 which includes Preconstruction & Construction phases / The project Initiation Forecast Cost was based on funding availability.

Project Name	Previous Program Group Title	Most Recent CIP Approved Budget		Project Initiation		CER		35% Design		95% Design		Awarded Construction ¹		Current Status	
		Approved Budget	Approved Completion	Forecasted Cost	Forecasted Completion	Forecasted Cost	Forecasted Completion	Forecasted Cost	Forecasted Completion	Forecasted Cost	Forecasted Completion	Forecasted Cost	Forecasted Completion	Forecasted Cost	Forecasted Completion
		a	b	c	d	e	f	g	h	i	j	k	l	m	n
10037331 Maintenance Building (SEP 940) Interim Improvement	Other SSIP	FY21-30		01/12/21		11/14/22		05/22/23		06/03/24		04/24/25		Q3 - FY21-22	
		\$21.5	07/02/26	\$40.6	07/02/26	TBD	TBD	TBD	TBD	TBD	TBD	TBD	TBD	\$40.7	09/13/28
Oceanside Plant (OSP) Improvements															
10029736 Westside Pump Station Reliability Improvements (OP02)	SSIP Phase 1	FY21-30		06/13/13		02/04/16		08/02/16		08/18/17		02/09/21		Q3 - FY21-22	
		\$87.8	12/31/24	\$68.3	09/02/21	\$70.5	12/02/21	\$70.5	12/02/21	\$70.5	12/02/21	\$87.8	12/31/24	\$89.3	12/31/24
10029737 OSP Digester Gas Utilization Upgrade (OP03)	SSIP Phase 1	FY21-30		10/01/13		11/20/14		02/04/16		02/01/17		08/28/18		Q3 - FY21-22	
		\$54.4	09/14/22	\$48.2	06/15/20	\$48.2	06/15/20	\$39.7	06/15/20	\$39.7	06/15/20	\$45.9	07/29/21	\$55.6	03/29/24
10037733 Solids Thickening (OSP 011) Process Upgrade (OSP - 2)	Other SSIP	FY21-30		01/25/22		04/28/23		09/29/23		05/31/24		04/01/25		Q3 - FY21-22	
		\$20.2	09/03/26	\$20.2	03/26/27	TBD	TBD	TBD	TBD	TBD	TBD	TBD	TBD	\$20.2	01/11/28
10037734 OSP Plant-wide Ventilation (HVAC) Upgrades (OSP - 3)	Other SSIP	FY21-30		01/26/22		10/19/22		02/07/23		09/19/23		06/06/24		Q3 - FY21-22	
		\$7.3	09/03/26	\$7.3	03/29/27	TBD	TBD	TBD	TBD	TBD	TBD	TBD	TBD	\$7.3	03/29/27
10036398 OSP Condition Improvement Projects - Part 2 (OSP - 4)	Other SSIP	FY21-30		01/04/21		01/03/25		04/18/25		01/02/26		10/16/26		Q3 - FY21-22	
		\$105.1	07/06/29	\$105.1	07/06/29	TBD	TBD	TBD	TBD	TBD	TBD	TBD	TBD	\$105.1	07/06/29
10037735 Admin Bldg (OSP 930) Health & Safety Improvements (OSP - 7)	Other SSIP	FY21-30		02/01/22		08/19/22		11/21/22		06/16/23		01/08/24		Q3 - FY21-22	
		\$5.7	09/04/25	\$5.7	10/01/26	TBD	TBD	TBD	TBD	TBD	TBD	TBD	TBD	\$5.7	10/01/26
10037777 OSP & WSPS Security Enhancements	Other SSIP	FY21-30		08/02/21		08/23/22		12/20/22		08/09/23		08/21/24		Q3 - FY21-22	
		\$7.2	06/30/25	\$7.2	06/30/25	TBD	TBD	TBD	TBD	TBD	TBD	TBD	TBD	\$13.8	06/23/26
North Point Facility (NPF) Improvements															
10026822 North Shore Pump Station Wet Weather Improvements	SSIP Phase 1	FY21-30		08/15/13		05/29/15		06/30/17		12/07/18		01/26/21		Q3 - FY21-22	
		\$55.0	12/29/23	\$8.8	09/29/25	\$66.6	12/31/19	\$61.4	12/31/20	\$55.0	01/27/22	\$55.0	12/29/23	\$55.0	12/29/23
10037325 Admin Bldg (NPF 930) Evaluation & Interim H&S Improvements (NPF - 2)	Other SSIP	FY21-30		03/01/22		03/27/23		05/23/23		11/22/23		06/13/24		Q3 - FY21-22	
		\$7.9	02/03/26	\$7.9	02/03/26	TBD	TBD	TBD	TBD	TBD	TBD	TBD	TBD	\$7.9	07/23/26
10037904 NPF & NSS Security Enhancements	Other SSIP	FY21-30		01/18/22		10/11/22		03/13/23		10/27/23		11/06/24		Q3 - FY21-22	
		\$8.8	09/29/25	\$17.8	12/10/26	TBD	TBD	TBD	TBD	TBD	TBD	TBD	TBD	\$17.8	12/10/26
10038353 NPF DCS Upgrades (Construction)	Other SSIP	FY21-30		11/01/21		N/A		N/A		N/A		N/A		Q3 - FY21-22	
		\$11.0	09/02/27	\$11.0	09/02/27	N/A	N/A	N/A	N/A	N/A	N/A	N/A	N/A	\$11.0	12/30/27

Footnotes:

1. This represents Forecasted project cost and project completion date at the time of award of construction contract, award of CM/GC scope, award of DB scope.

Project Name	Previous Program Group Title	Most Recent CIP Approved Budget		Project Initiation		CER		35% Design		95% Design		Awarded Construction ¹		Current Status	
		Approved Budget	Approved Completion	Forecasted Cost	Forecasted Completion	Forecasted Cost	Forecasted Completion	Forecasted Cost	Forecasted Completion	Forecasted Cost	Forecasted Completion	Forecasted Cost	Forecasted Completion	Forecasted Cost	Forecasted Completion
		a	b	c	d	e	f	g	h	i	j	k	l	m	n
Collection System															
Interceptors/Tunnels and Odor Control															
10034718 Large Sewer Condition Assessment and Improvements ³	Other SSIP	FY21-30		08/01/19		(A) 03/22/21 (B) N/A (C) 10/30/20 (D) 09/30/20 (E) 04/30/21 (F) 06/30/21 (G) N/A (H) 01/31/22 (I) 10/11/22 (J) 12/15/22	(A) 09/10/21 (B) 01/24/20 (C) 06/01/21 (D) 02/17/21 (E) 10/04/21 (F) 12/01/21 (G) N/A (H) 10/03/22 (I) 03/24/23 (J) 04/28/23	(A) 05/02/22 (B) 09/30/20 (C) 05/02/22 (D) 05/20/22 (E) 02/14/22 (F) 06/17/22 (G) N/A (H) 02/13/23 (I) 09/22/23 (J) 10/30/23	(A) 09/27/22 (B) 05/11/21 (C) 10/11/22 (D) 11/22/22 (E) 09/27/22 (F) 11/22/22 (G) N/A (H) 08/22/23 (I) 04/09/24 (J) 06/25/24	Q3 - FY21-22					
(A) Channel FM Intertie (B) New Montgomery, Mission, Jessie, & Minna Streets (C) Panhandle & Inner Sunset (D) Tenderloin & Nob Hill (E) Chinatown & North Beach (F) Castro (G) South Van Ness Ave (H) East SOMA (I) Hayes Valley (J) West SOMA		\$96.5	12/07/26	\$47.0	12/07/26	TBD	TBD	TBD	TBD	TBD	TBD	TBD	TBD	\$114.6	12/07/26
10002652 Kansas and Marin Streets Sewer Improvements ²	SSIP Phase 1	FY21-30		06/10/13		09/14/18 - DBB TBD - DB		06/30/21 - DBB TBD - DB		TBD		TBD		Q3 - FY21-22	
		\$28.4	12/29/23	\$12.5	03/30/16	\$12.5	02/15/18	\$30.0	08/30/24	TBD	TBD	TBD	TBD	\$30.0	08/30/24
10002760 Cargo Way Sewer Box Odor Reduction	SSIP Phase 1	FY21-30		04/13/15		07/13/18		11/09/18		08/20/19		02/25/20		Q3 - FY21-22	
		\$8.7	12/30/22	\$0.8	05/05/17	\$6.4	07/12/21	\$6.4	07/12/21	\$7.5	09/21/21	\$8.7	12/02/21	\$8.7	12/30/22
Interdepartmental Projects															
10033106 Geary BRT Sewer Improvements Phase 2	SSIP Phase 1	FY21-30		03/15/18		TBD		TBD		TBD		N/A		Q3 - FY21-22	
		\$2.0	12/29/23	\$2.0	03/30/20	TBD	TBD	TBD	TBD	TBD	TBD	N/A	N/A	\$2.0	06/30/23
10002664 Van Ness BRT Sewer Improvements	SSIP Phase 1	FY21-30		10/01/13		05/20/14		N/A		05/01/15		08/15/16		Q3 - FY21-22	
		\$25.0	12/30/21	\$12.3	01/16/18	\$14.0	03/30/17	N/A	N/A	\$14.0	04/19/17	\$15.0	06/04/20	\$25.0	06/30/23
10002667 Better Market Street Sewer Improvements - Phase 1	SSIP Phase 1	FY21-30		01/06/14		12/13/16		01/18/19 (Pilot Block)		01/10/20 (Pilot Block)		TBD - Contract 2		Q3 - FY21-22	
		\$15.0	09/30/24	\$0.5	01/04/19	\$32.4	01/23/24	\$9.8	03/31/22	\$15.0	09/30/24	TBD	TBD	\$15.0	10/31/28

Footnotes:

1. This represents Forecasted project cost and project completion date at the time of award of construction contract, award of CM/GC scope, award of DB scope.
2. The project delivery method for this project is Progressive Design-Build (DB).
3. The project Initiation Forecast Cost was based on funding availability.

Project Name	Previous Program Group Title	Most Recent CIP Approved Budget		Project Initiation		CER		35% Design		95% Design		Awarded Construction ¹		Current Status	
		Approved Budget	Approved Completion	Forecasted Cost	Forecasted Completion	Forecasted Cost	Forecasted Completion	Forecasted Cost	Forecasted Completion	Forecasted Cost	Forecasted Completion	Forecasted Cost	Forecasted Completion	Forecasted Cost	Forecasted Completion
		a	b	c	d	e	f	g	h	i	j	k	l	m	n
10002670 Geary BRT Sewer Improvements Phase 1	SSIP Phase 1	FY21-30		01/06/14		02/29/16		08/31/16		10/13/17		08/28/18		Q3 - FY21-22	
		\$12.9	07/12/21	\$0.5	01/04/19	\$17.0	07/15/19	\$17.0	07/15/19	\$17.0	02/12/21	\$12.9	02/12/21	\$11.3	12/30/22
10002776 Taraval Sewer Improvements	SSIP Phase 1	FY21-30		03/14/16		02/03/17		05/01/17		10/31/17		03/05/19 - Segment A 10/05/21 - Segment B		Q3 - FY21-22	
		\$34.7	12/29/23	\$20.4	10/19/20	\$20.4	10/19/20	N/A	10/19/20	\$20.4	10/19/20	\$34.5	07/31/25	\$34.5	07/31/25
Pump Stations and Force Main Improvements															
10002419 Force Main Rehab at Embarcadero and Jackson Streets	SSIP Phase 1	FY21-30		07/07/14		06/24/16		08/02/16		02/14/19		01/14/20		Q3 - FY21-22	
		\$11.0	09/29/22	\$0.1	05/20/15	\$5.9	12/12/18	\$5.8	04/24/19	\$9.9	10/29/21	\$9.9	06/30/22	\$11.0	09/29/22
10026828 Mariposa Dry-Weather Pump Station & Force Main Improvements ²	SSIP Phase 1	FY21-30		07/01/14		11/30/16		03/24/17		10/30/17		09/11/18		Q3 - FY21-22	
		\$31.9	12/30/22	\$0.3	12/31/14	\$28.2	01/21/21	\$28.2	01/21/21	\$28.2	01/21/21	\$31.9	06/21/21	\$31.9	12/30/22
10037251 Seacliff No. 1 PS & FM Upgrade	Other SSIP	FY21-30		12/07/20		08/09/22		01/03/23		07/31/23		04/02/24		Q3 - FY21-22	
		\$13.1	12/26/29	\$13.1	12/26/29	TBD	TBD	TBD	TBD	TBD	TBD	TBD	TBD	\$14.7	12/31/26
10037246 Seacliff No. 2 PS & FM Upgrade	Other SSIP	FY21-30		12/14/20		07/22/22		02/16/23		09/18/23		06/11/24		Q3 - FY21-22	
		\$16.8	09/21/29	\$16.8	12/21/29	TBD	TBD	TBD	TBD	TBD	TBD	TBD	TBD	\$19.3	01/31/28
10037303 Sunnydale PS Safety Improvements	Other SSIP	FY21-30		12/14/20		07/22/22		11/09/22		04/20/23		12/26/23		Q3 - FY21-22	
		\$5.0	05/29/26	\$5.0	05/29/26	TBD	TBD	TBD	TBD	TBD	TBD	TBD	TBD	\$15.5	05/29/26
10038446 Geary Underpass PS Safe Access Enhancements	Other SSIP	FY21-30		01/10/22		03/17/23		04/18/23		09/11/23		05/28/24		Q3 - FY21-22	
		\$1.1	07/21/27	\$1.9	05/29/26	TBD	TBD	TBD	TBD	TBD	TBD	TBD	TBD	\$1.9	05/29/26
CSDs and Transport/Storage Structures															
10037245 Brannan (019) CSD Gate & Baffle Rehab	Other SSIP	FY21-30		12/07/20		06/30/22		11/10/22		05/04/23		01/08/24		Q3 - FY21-22	
		\$6.9	08/18/25	\$6.9	08/18/25	TBD	TBD	TBD	TBD	TBD	TBD	TBD	TBD	\$7.9	05/01/26
10037244 Baker (009) Baffle Improvements	Other SSIP	FY21-30		12/07/20		01/21/22		04/29/22		09/30/22		03/14/23		Q3 - FY21-22	
		\$2.3	03/26/24	\$2.3	03/26/24	\$2.9	08/30/24	TBD	TBD	TBD	TBD	TBD	TBD	\$2.9	08/30/24
10038468 System-wide CSD & T/S Monitoring Equipment Assessment	Other SSIP	FY21-30		01/18/22		N/A		04/28/23		10/31/23		06/13/24		Q3 - FY21-22	
		\$9.3	09/03/26	\$9.3	02/01/27	TBD	TBD	TBD	TBD	TBD	TBD	TBD	TBD	\$9.3	02/01/27

Footnotes:

1. This represents Forecasted project cost and project completion date at the time of award of construction contract, award of CM/GC scope, award of DB scope.
2. The project delivery method for this project is Progressive Design-Built (DB).

Project Name	Previous Program Group Title	Most Recent CIP Approved Budget		Project Initiation		CER		35% Design		95% Design		Awarded Construction ¹		Current Status	
		Approved Budget	Approved Completion	Forecasted Cost	Forecasted Completion	Forecasted Cost	Forecasted Completion	Forecasted Cost	Forecasted Completion	Forecasted Cost	Forecasted Completion	Forecasted Cost	Forecasted Completion	Forecasted Cost	Forecasted Completion
		a	b	c	d	e	f	g	h	i	j	k	l	m	n
10038547 CSD Structure Rehab & Upgrades - P1	Other SSIP	FY21-30		01/03/22		(A) 12/30/22 (B) 06/30/23 (C) 06/28/24 (D) 06/30/25	(A) 03/31/23 (B) 10/02/23 (C) 09/30/24 (D) 10/01/25	(A) 10/03/23 (B) 04/03/24 (C) 04/02/25 (D) 04/03/26	(A) 06/03/24 (B) 11/12/24 (C) 11/10/25 (D) 11/10/26	Q3 - FY21-22					
(A) Laguna & Howard Streets CSDs (B) Mission Bay CSD (C) TBD #1 (D) TBD #2		\$36.4	09/20/28	\$39.7	01/31/29	TBD	TBD	TBD	TBD	TBD	TBD	TBD	TBD	\$39.7	01/31/29
10002303 Beach and Sansome Street CSD Rehabilitation	SSIP Phase 1	FY21-30		03/14/16		09/15/17		10/24/17 - Beach CSD 01/31/18 - Sansome CSD	12/29/17 - Beach CSD 07/13/18 - Sansome CSD	06/28/18 - Beach JOC 05/14/19 - Sansome CSD	Q3 - FY21-22				
		\$6.0	08/31/21	\$2.5	12/20/19	\$2.5	12/20/19	\$3.2	04/30/20	\$3.2	04/30/20	\$4.2	04/30/20	\$5.6	05/31/22
10002344 CSD Backflow Prevention and Monitoring	SSIP Phase 1	FY21-30		07/25/16		06/28/19 - Pierce CSD 01/31/19 - Jackson/Griffith CSDs	N/A - Combined with 95% for Pierce & Jackson/Griffith CSDs	08/07/19 - Combined Pierce & Jackson/Griffith CSDs	07/14/20 - Combined Pierce & Jackson/Griffith CSDs	Q3 - FY21-22					
		\$12.0	09/30/22	\$15.0	10/01/21	\$17.0	10/01/21	N/A	N/A	\$16.7	10/01/21	\$15.5	04/06/22	\$11.8	12/30/22
Early Implementation Projects															
10026810 Yosemite Green Infrastructure	SSIP Phase 1	FY21-30		12/03/12		01/11/21		TBD		TBD		TBD		Q3 - FY21-22	
		\$17.1	06/30/26	\$13.5	08/30/19	\$17.1	06/30/26	TBD	TBD	TBD	TBD	TBD	TBD	\$20.8	10/29/27
Watershed Stormwater Management															
10026816 Wawona Area Stormwater Improvement Project	SSIP Phase 1	FY21-30		07/01/16		09/15/17		09/30/19		04/20/20		10/30/20		Q3 - FY21-22	
		\$45.0	07/08/24	\$22.7	04/07/20	\$22.7	04/07/20	\$39.0	12/30/22	\$44.5	01/16/24	\$38.9	07/08/24	\$38.9	12/02/24
10029726 Watershed Stormwater Management (Planning Only)	SSIP Phase 1	FY21-30		07/11/16		N/A		N/A		N/A		N/A		Q3 - FY21-22	
		\$9.0	06/30/22	\$9.0	07/12/19	N/A	N/A	N/A	N/A	N/A	N/A	N/A	N/A	\$19.0	06/30/32
10034553 Green Infrastructure Grant Program (GIGP)	Other SSIP	FY21-30		07/01/18		N/A		N/A		N/A		(1) 06/11/19; (2) 10/09/19; (3) 01/28/20; (4) 05/12/20; (5) 04/28/20; (6) 01/13/20; (7) 10/22/20; (8) 10/22/20; (9) 11/10/20	Q3 - FY21-22		
		\$25.0	06/30/29	\$25.0	06/30/28	N/A	N/A	N/A	N/A	N/A	N/A	\$25.0	06/30/29	\$61.3	06/30/33
Advanced Rainfall and Operation Decision System															
10029730 Operational Decision System Phase 2	SSIP Phase 1	FY21-30		06/01/15		N/A		N/A		N/A		02/22/18		Q3 - FY21-22	
		\$6.7	09/30/25	\$7.8	06/26/20	N/A	N/A	N/A	N/A	N/A	N/A	\$8.7	06/26/20	\$6.7	09/30/25

Footnotes:

1. This represents Forecasted project cost and project completion date at the time of award of construction contract, award of CM/GC scope, award of DB scope.

All Costs are shown in million.

Project Name	Previous Program Group Title	Most Recent CIP Approved Budget		Project Initiation		CER		35% Design		95% Design		Awarded Construction ¹		Current Status	
		Approved Budget	Approved Completion	Forecasted Cost	Forecasted Completion	Forecasted Cost	Forecasted Completion	Forecasted Cost	Forecasted Completion	Forecasted Cost	Forecasted Completion	Forecasted Cost	Forecasted Completion	Forecasted Cost	Forecasted Completion
		a	b	c	d	e	f	g	h	i	j	k	l	m	n
Flood Resilience Projects															
10034360 Lower Alemany Area Stormwater Improvement Project	Other SSIP	FY21-30		01/02/19		12/30/22		TBD		TBD		01/08/25		Q3 - FY21-22	
		\$286.5	03/13/28	\$286.5	03/13/28	TBD	TBD	TBD	TBD	TBD	TBD	TBD	TBD	\$299.6	09/06/28
10026818 Folsom Area Stormwater Improvement Project	SSIP Phase 1	FY21-30		07/01/16		03/16/18		03/31/20		03/17/23		N/A		Q3 - FY21-22	
		\$38.0	01/31/23	\$36.3	11/01/19	\$38.4	06/01/20	\$38.4	08/31/21	TBD	TBD	N/A	N/A	\$38.4	12/27/23

Footnotes:

1. This represents Forecasted project cost and project completion date at the time of award of construction contract, award of CM/GC scope, award of DB scope.

6. PROJECT PERFORMANCE SUMMARY*

All costs are shown in \$1,000s as of 03/19/22

Project Name	Previous Program Group Title	Active Phase (**) (a)	‡ CIP Approved Budget (b)	‡ Current Approved Budget (c)	Current Forecasted Cost (d)	Expenditures To Date (e)	Cost Variance (f = c - d)	% Cost Changes (g = f/c) (+++)	‡ CIP Approved Completion (h)	‡ Current Approved Completion (i)	Current Forecasted Completion (j)	Schedule Variance (k = i - j)
Treatment Facilities												
Biosolids Digester Facilities Project												
10015796 - SEP Biosolids Digester Facilities Project	SSIP Phase 1	CN	\$ 1,680,693	\$ 1,680,693	\$ 2,372,615	\$ 640,497	(\$691,922)	-41%	08/31/27	08/31/27	05/11/29	(619)
New Headworks (Grit) Replacement												
10015807 - SEP New Headworks (Grit) Replacement	SSIP Phase 1	CN	\$ 618,835	\$ 618,835	\$ 679,025	\$ 332,727	(\$60,190)	-10%	09/30/24	09/30/24	09/30/24	-
Southeast Plant (SEP) Improvements												
10015809 - SEP Facility-wide Distributed Control System Upgrade	SSIP Phase 1	DS	\$ 62,988	\$ 62,988	\$ 62,988	\$ 15,116	-	0%	08/31/27	08/31/27	12/30/27	(121)
10015810 - SEP Seismic Reliability and Condition Assessment Improvements	SSIP Phase 1	CN	\$ 44,152	\$ 44,152	\$ 44,152	\$ 32,819	-	0%	09/09/22	09/09/22	09/09/22	-
10002284 - SEP Power Feed and Primary Switchgear Upgrades	SSIP Phase 1	CN	\$ 95,875	\$ 95,875	\$ 95,875	\$ 43,059	-	0%	06/18/24	06/18/24	08/21/24	(64)
10037353 - SEP 550 Booster PS Condition Inspection & Interim	Other SSIP	PL	\$ 9,893	\$ 9,893	\$ 20,298	\$ 197	(\$10,405)	-105%	06/30/26	06/30/26	02/24/27	(239)

* Exclude projects with completed construction and projects that are no longer active (i.e., deleted projects, closed projects, and projects combined with other projects)

**** Phase Status Legend**

PL	Planning	DS	Design
BA	Bid & Award	CN	Construction

Footnotes:

- (+) **CIP Approved Budget and Project Completion Date:** The budget and schedule approved as part of 10-year CIP for FY21-30.
- (++) **Current Approved Budget and Schedule:** The budget and schedule approved as part of 10-year CIP for FY21-30, plus any additional budget and schedule changes approved by the Commission as part of construction contract award.
- (+++) **Negative number is reflecting cost overrun (Schedule delay) and positive number is reflecting cost underrun (Ahead of Schedule).** Projects with a forecasted cost overrun greater than 10%, or forecasted delay of greater than 6 months or 10%, will be highlighted in grey.

I. SSIP Quarterly Report

Q3-FY2021-2022 (01/01/22 - 03/31/22)

Project Name	Previous Program Group Title	Active Phase (**) (a)	‡ CIP Approved Budget (b)	‡ Current Approved Budget (c)	Current Forecasted Cost (d)	Expenditures To Date (e)	Cost Variance (f = c - d)	% Cost Changes (g = f / c) (+++)	‡ CIP Approved Completion (h)	‡ Current Approved Completion (i)	Current Forecasted Completion (j)	Schedule Variance (k = i - j)
Treatment Facilities (cont'd)												
10038373 - SEP, Booster PS, & BFS Security Enhancements	Other SSIP	PL	\$ 14,320	\$ 14,320	\$ 35,759	\$ 1	(\$21,439)	-150%	10/02/25	10/02/25	12/10/26	(434)
10037330 - Primary Treatment (SEP 040/041) H&S Improvements	Other SSIP	PL	\$ 27,382	\$ 27,382	\$ 27,382	\$ 1,028	-	0%	09/30/26	09/30/26	09/30/26	-
10037331 - Maintenance Building (SEP 940) Interim Improvement	Other SSIP	PL	\$ 21,577	\$ 21,577	\$ 40,652	\$ 202	(\$19,075)	-88%	07/02/26	07/02/26	09/13/28	(804)
Oceanside Plant (OSP) Improvements												
10029736 - Westside Pump Station Reliability Improvements	SSIP Phase 1	CN	\$ 87,800	\$ 87,800	\$ 89,300	\$ 26,820	(\$1,500)	-2%	12/31/24	12/31/24	12/31/24	-
10029737 - OSP Digester Gas Utilization Upgrade	SSIP Phase 1	CN	\$ 54,388	\$ 54,388	\$ 55,577	\$ 33,070	(\$1,189)	-2%	09/14/22	09/14/22	03/29/24	(562)
10037733 - Solids Thickening (OSP 011) Process Upgrade	Other SSIP	PL	\$ 20,222	\$ 20,222	\$ 20,222	\$ 2	-	0%	09/03/26	09/03/26	01/11/28	(495)
10037734 - OSP Plant-wide Ventilation (HVAC) Upgrades	Other SSIP	PL	\$ 7,354	\$ 7,354	\$ 7,354	\$ 24	-	0%	09/03/26	09/03/26	03/29/27	(207)
10036398 - OSP Condition Improvement Projects - Part 2	Other SSIP	PL	\$ 105,100	\$ 105,100	\$ 105,100	\$ 417	-	0%	07/06/29	07/06/29	07/06/29	-

* Exclude projects with completed construction and projects that are no longer active (i.e., deleted projects, closed projects, and projects combined with other projects)

**** Phase Status Legend**

PL	Planning	DS	Design
BA	Bid & Award	CN	Construction

Footnotes:

- (+) **CIP Approved Budget and Project Completion Date:** The budget and schedule approved as part of 10-year CIP for FY21-30.
- (++) **Current Approved Budget and Schedule:** The budget and schedule approved as part of 10-year CIP for FY21-30, plus any additional budget and schedule changes approved by the Commission as part of construction contract award.
- (+++)
Negative number is reflecting cost overrun (Schedule delay) and positive number is reflecting cost underrun (Ahead of Schedule). Projects with a forecasted cost overrun greater than 10%, or forecasted delay of greater than 6 months or 10%, will be highlighted in grey.

I. SSIP Quarterly Report

Q3-FY2021-2022 (01/01/22 - 03/31/22)

Project Name	Previous Program Group Title	Active Phase (**) (a)	‡ CIP Approved Budget (b)	‡ Current Approved Budget (c)	Current Forecasted Cost (d)	Expenditures To Date (e)	Cost Variance (f = c - d)	% Cost Changes (g = f / c) (+++)	‡ CIP Approved Completion (h)	‡ Current Approved Completion (i)	Current Forecasted Completion (j)	Schedule Variance (k = i - j)
Treatment Facilities (cont'd)												
10037735 - Admin Bldg (OSP 930) Health & Safety Improvements	Other SSIP	PL	\$ 5,709	\$ 5,709	\$ 5,709	\$ 3	-	0%	09/04/25	09/04/25	10/01/26	(392)
10037777 - OSP & WSPS Security Enhancements	Other SSIP	PL	\$ 7,160	\$ 7,160	\$ 13,776	\$ 51	(\$6,616)	-92%	06/30/25	06/30/25	06/23/26	(358)
North Point Facility (NPF) Improvements												
10026822 - North Shore Pump Station Wet Weather Improvements	SSIP Phase 1	CN	\$ 55,000	\$ 55,000	\$ 55,000	\$ 13,767	-	0%	12/29/23	12/29/23	12/29/23	-
10037325 - Admin Bldg (NPF 930) Evaluation & Interim H&S Improvements	Other SSIP	PL	\$ 7,934	\$ 7,934	\$ 7,934	\$ 14	-	0%	03/31/25	03/31/25	07/23/26	(479)
10037904 - NPF & NSS Security Enhancements	Other SSIP	PL	\$ 8,805	\$ 8,805	\$ 17,849	\$ 1	(\$9,044)	-103%	09/29/25	09/29/25	12/10/26	(437)
10038353 - NPF DCS Upgrades (Construction)	Other SSIP	CN	\$ 11,073	\$ 11,073	\$ 11,073	\$ 36	-	0%	09/02/27	09/02/27	12/30/27	(119)

* Exclude projects with completed construction and projects that are no longer active (i.e., deleted projects, closed projects, and projects combined with other projects)

**** Phase Status Legend**

PL	Planning	DS	Design
BA	Bid & Award	CN	Construction

Footnotes:

- (+) **CIP Approved Budget and Project Completion Date:** The budget and schedule approved as part of 10-year CIP for FY21-30.
- (++) **Current Approved Budget and Schedule:** The budget and schedule approved as part of 10-year CIP for FY21-30, plus any additional budget and schedule changes approved by the Commission as part of construction contract award.
- (+++)
Negative number is reflecting cost overrun (Schedule delay) and positive number is reflecting cost underrun (Ahead of Schedule). Projects with a forecasted cost overrun greater than 10%, or forecasted delay of greater than 6 months or 10%, will be highlighted in grey.

I. SSIP Quarterly Report

Q3-FY2021-2022 (01/01/22 - 03/31/22)

Project Name	Previous Program Group Title	Active Phase (**) (a)	‡ CIP Approved Budget (b)	‡ Current Approved Budget (c)	Current Forecasted Cost (d)	Expenditures To Date (e)	Cost Variance (f = c - d)	% Cost Changes (g = f/c) (+++)	‡ CIP Approved Completion (h)	‡ Current Approved Completion (i)	Current Forecasted Completion (j)	Schedule Variance (k = i - j)
Collection System (cont'd)												
Interceptors/ Tunnels and Odor Control												
10034718 - Large Sewer Condition Assessment and Improvements	Other SSIP	DS	\$ 96,520	\$ 96,520	\$ 114,592	\$ 9,002	(\$18,072)	-19%	12/07/26	12/07/26	12/07/26	-
10002652 - Kansas and Marin Streets Sewer Improvements	SSIP Phase 1	DS	\$ 28,380	\$ 28,380	\$ 30,000	\$ 4,176	(\$1,620)	-6%	12/29/23	12/29/23	08/30/24	(245)
10002760 - Cargo Way Sewer Box Odor Reduction	SSIP Phase 1	CN	\$ 8,743	\$ 8,743	\$ 8,743	\$ 7,120	-	0%	12/30/22	12/30/22	12/30/22	-
Interdepartmental Projects												
10033106 - Geary BRT Sewer Improvements Phase 2	SSIP Phase 1	PL	\$ 2,000	\$ 2,000	\$ 2,000	\$ 83	-	0%	12/29/23	12/29/23	06/30/23	182
10002664 - Van Ness BRT Sewer Improvements	SSIP Phase 1	CN	\$ 25,000	\$ 25,000	\$ 25,000	\$ 20,805	-	0%	12/30/21	12/30/21	06/30/23	(547)
10002667 - Better Market Street Sewer Improvements - Phase 1	SSIP Phase 1	DS	\$ 15,000	\$ 15,000	\$ 15,000	\$ 1,822	-	0%	09/30/24	09/30/24	10/31/28	(1,492)
10002670 - Geary BRT Sewer Improvements Phase 1	SSIP Phase 1	CN	\$ 12,900	\$ 12,900	\$ 11,325	\$ 10,655	\$ 1,576	12%	07/12/21	07/12/21	12/30/22	(536)
10002776 - Taraval Sewer Improvements	SSIP Phase 1	CN	\$ 34,693	\$ 34,693	\$ 34,500	\$ 9,805	\$ 193	1%	12/29/23	12/29/23	07/31/25	(580)

* Exclude projects with completed construction and projects that are no longer active (i.e., deleted projects, closed projects, and projects combined with other projects)

**** Phase Status Legend**

PL	Planning	DS	Design
BA	Bid & Award	CN	Construction

Footnotes:

- (+) **CIP Approved Budget and Project Completion Date:** The budget and schedule approved as part of 10-year CIP for FY21-30.
- (++) **Current Approved Budget and Schedule:** The budget and schedule approved as part of 10-year CIP for FY21-30, plus any additional budget and schedule changes approved by the Commission as part of construction contract award.
- (+++)
Negative number is reflecting cost overrun (Schedule delay) and positive number is reflecting cost underrun (Ahead of Schedule). Projects with a forecasted cost overrun greater than 10%, or forecasted delay of greater than 6 months or 10%, will be highlighted in grey.

I. SSIP Quarterly Report

Q3-FY2021-2022 (01/01/22 - 03/31/22)

Project Name	Previous Program Group Title	Active Phase (**) (a)	‡ CIP Approved Budget (b)	‡ Current Approved Budget (c)	Current Forecasted Cost (d)	Expenditures To Date (e)	Cost Variance (f = c - d)	% Cost Changes (g = f/c) (+++)	‡ CIP Approved Completion (h)	‡ Current Approved Completion (i)	Current Forecasted Completion (j)	Schedule Variance (k = i - j)
Collection System (cont'd)												
Pump Stations and Forcemain Improvements												
10002419 - Force Main Rehab at Embarcadero and Jackson Streets	SSIP Phase 1	CN	\$ 11,009	\$ 11,009	\$ 11,009	\$ 9,912	-	0%	09/29/22	09/29/22	09/29/22	-
10026828 - Mariposa Dry-Weather Pump Station & Force Main Improvements	SSIP Phase 1	CN	\$ 31,932	\$ 31,932	\$ 31,932	\$ 28,625	-	0%	12/30/22	12/30/22	12/30/22	-
10037251 - Seacliff No. 1 PS & FM Upgrade	Other SSIP	PL	\$ 13,062	\$ 13,062	\$ 14,682	\$ 567	(\$1,620)	-12%	12/26/29	12/26/29	12/31/26	1,091
10037246 - Seacliff No. 2 PS & FM Upgrade	Other SSIP	PL	\$ 16,836	\$ 16,836	\$ 19,315	\$ 465	(\$2,479)	-15%	09/21/29	09/21/29	01/31/28	599
10037303 - Sunnydale PS Safety Improvements	Other SSIP	PL	\$ 5,031	\$ 5,031	\$ 15,542	\$ 293	(\$10,510)	-209%	05/29/26	05/29/26	05/29/26	-
10038446 - Geary Underpass PS Safe Access Enhancements	Other SSIP	PL	\$ 1,064	\$ 1,064	\$ 1,854	\$ 2	(\$789)	-74%	07/21/27	07/21/27	05/29/26	418
CSD and Transport/Storage Structures												
10037245 - Brannan (019) CSD Gate & Baffle Rehab	Other SSIP	PL	\$ 6,935	\$ 6,935	\$ 7,949	\$ 118	(\$1,015)	-15%	08/18/25	08/18/25	05/01/26	(256)

* Exclude projects with completed construction and projects that are no longer active (i.e., deleted projects, closed projects, and projects combined with other projects)

**** Phase Status Legend**

PL	Planning	DS	Design
BA	Bid & Award	CN	Construction

Footnotes:

- (+) **CIP Approved Budget and Project Completion Date:** The budget and schedule approved as part of 10-year CIP for FY21-30.
- (++) **Current Approved Budget and Schedule:** The budget and schedule approved as part of 10-year CIP for FY21-30, plus any additional budget and schedule changes approved by the Commission as part of construction contract award.
- (+++)
Negative number is reflecting cost overrun (Schedule delay) and positive number is reflecting cost underrun (Ahead of Schedule). Projects with a forecasted cost overrun greater than 10%, or forecasted delay of greater than 6 months or 10%, will be highlighted in grey.

I. SSIP Quarterly Report

Q3-FY2021-2022 (01/01/22 - 03/31/22)

Project Name	Previous Program Group Title	Active Phase (**) (a)	‡ CIP Approved Budget (b)	‡ Current Approved Budget (c)	Current Forecasted Cost (d)	Expenditures To Date (e)	Cost Variance (f = c - d)	% Cost Changes (g = f/c) (+++)	‡ CIP Approved Completion (h)	‡ Current Approved Completion (i)	Current Forecasted Completion (j)	Schedule Variance (k = i - j)
Collection System (cont'd)												
10037244 - Baker (009) Baffle Improvements	Other SSIP	DS	\$ 2,258	\$ 2,258	\$ 2,861	\$ 166	(\$604)	-27%	03/26/24	03/26/24	08/30/24	(157)
10038468 - System-wide CSD & T/S Monitoring Equipment Assessment	Other SSIP	PL	\$ 9,289	\$ 9,289	\$ 9,289	\$ 1	-	0%	09/03/26	09/03/26	02/01/27	(151)
10038547 - CSD Structure Rehab & Upgrades - Part 1	Other SSIP	PL	\$ 36,381	\$ 36,381	\$ 39,653	\$ 2	(\$3,273)	-9%	09/20/28	09/20/28	01/31/29	(133)
10002303 - Beach and Sansome Street CSD Rehabilitation	SSIP Phase 1	CN	\$ 6,000	\$ 6,000	\$ 5,600	\$ 4,990	\$ 400	7%	08/31/21	08/31/21	05/31/22	(273)
10002344 - CSD Backflow Prevention and Monitoring	SSIP Phase 1	CN	\$ 12,041	\$ 12,041	\$ 11,760	\$ 7,469	\$ 281	2%	09/30/22	09/30/22	12/30/22	(91)
Early Implementation Projects												
10026810 - Yosemite Green Infrastructure	SSIP Phase 1	PL	\$ 17,101	\$ 17,101	\$ 20,793	\$ 3,775	(\$3,692)	-22%	06/30/26	06/30/26	10/29/27	(486)
Watershed Stormwater Management												
10026816 - Wawona Area Stormwater Improvement Project	SSIP Phase 1	CN	\$ 45,000	\$ 45,000	\$ 38,900	\$ 8,613	\$ 6,100	14%	07/08/24	07/08/24	12/02/24	(147)

* Exclude projects with completed construction and projects that are no longer active (i.e., deleted projects, closed projects, and projects combined with other projects)

**** Phase Status Legend**

PL	Planning	DS	Design
BA	Bid & Award	CN	Construction

Footnotes:

- (+) **CIP Approved Budget and Project Completion Date:** The budget and schedule approved as part of 10-year CIP for FY21-30.
- (++) **Current Approved Budget and Schedule:** The budget and schedule approved as part of 10-year CIP for FY21-30, plus any additional budget and schedule changes approved by the Commission as part of construction contract award.
- (+++)
Negative number is reflecting cost overrun (Schedule delay) and positive number is reflecting cost underrun (Ahead of Schedule). Projects with a forecasted cost overrun greater than 10%, or forecasted delay of greater than 6 months or 10%, will be highlighted in grey.

I. SSIP Quarterly Report

Q3-FY2021-2022 (01/01/22 - 03/31/22)

Project Name	Previous Program Group Title	Active Phase (**) (a)	‡ CIP Approved Budget (b)	‡ Current Approved Budget (c)	Current Forecasted Cost (d)	Expenditures To Date (e)	Cost Variance (f = c - d)	% Cost Changes (g = f / c) (+++)	‡ CIP Approved Completion (h)	‡ Current Approved Completion (i)	Current Forecasted Completion (j)	Schedule Variance (k = i - j)
Collection System (cont'd)												
10029726 - Watershed Stormwater Management (Planning Only)	SSIP Phase 1	PL	\$ 9,000	\$ 9,000	\$ 19,000	\$ 6,087	(\$10,000)	-111%	06/30/22	06/30/22	06/30/32	(3,653)
10034553 - Green Infrastructure Grant Program (GIGP)	Other SSIP	CN	\$ 25,000	\$ 25,000	\$ 61,318	\$ 2,667	(\$36,318)	-145%	06/30/29	06/30/29	06/30/33	(1,461)
Advanced Rainfall and Operation Decision System												
10029730 - Operational Decision System Phase 2	SSIP Phase 1	CN	\$ 6,721	\$ 6,721	\$ 6,721	\$ 3,739	-	0%	09/30/25	09/30/25	09/30/25	-
Flood Resilience Projects												
10034360 - Lower Alemany Area Stormwater Improvement Project	Other SSIP	PL	\$ 286,460	\$ 286,460	\$ 299,555	\$ 2,807	(\$13,095)	-5%	03/13/28	03/13/28	09/06/28	(177)
10026818 - Folsom Area Stormwater Improvement Project	SSIP Phase 1	DS	\$ 38,000	\$ 38,000	\$ 38,411	\$ 11,577	(\$411)	-1%	01/31/23	01/31/23	12/27/23	(330)

* Exclude projects with completed construction and projects that are no longer active (i.e., deleted projects, closed projects, and projects combined with other projects)

**** Phase Status Legend**

PL	Planning	DS	Design
BA	Bid & Award	CN	Construction

Footnotes:

- (+) **CIP Approved Budget and Project Completion Date:** The budget and schedule approved as part of 10-year CIP for FY21-30.
- (++) **Current Approved Budget and Schedule:** The budget and schedule approved as part of 10-year CIP for FY21-30, plus any additional budget and schedule changes approved by the Commission as part of construction contract award.
- (+++)
Negative number is reflecting cost overrun (Schedule delay) and positive number is reflecting cost underrun (Ahead of Schedule). Projects with a forecasted cost overrun greater than 10%, or forecasted delay of greater than 6 months or 10%, will be highlighted in grey.

I. SSIP Quarterly Report







7. PROJECT STATUS REPORT

10015796 - SEP Biosolids Digester Facilities Project

Description: Planning, engineering, and construction of the new solids processing facilities will include solids pretreatment; the thermal hydrolysis process (THP); anaerobic digestion; biosolids dewatering; biosolids product storage and loadout; biogas utilization; odor control; automated control systems; chemical facilities, and associated appurtenances and piping.

The proposed site for the BDFP facilities is adjacent to the existing SEP at 1800 Jerrold Avenue (former Central Shops) and 1801 Jerrold Avenue (former Asphalt Plant), and on portions of the existing SEP property. Construction staging areas for the BDFP include 1150 Phelps Street (SFPUC's former Greenhouses), 50 Quint Street and may be extended to Pier 94/96 SF Port properties at a later date.

The construction will be completed through a Construction Manager/General Contractor delivery approach under two distinct scopes. Scope I focus on the demolition and utility relocation of existing infrastructure at the project sites. Scope II addresses the construction of the new biosolids facilities (the remainder of the work).

Program: Biosolids Digester Facilities Project		Project Status: Construction		Environmental Status: Completed (EIR)	
Project Cost:			Project Schedule:		
Approved		\$1,680.69 M	Approved Jul-11		Aug-27
Forecast		\$2,372.62 M	Forecast Jul-11		May-29
Actual		\$640.50 M	Project Percent Complete: 32.6%		
					
Key Milestones:	Environmental Approval	Bid+ Advertisement	Construction NTP+	Construction+ Final Completion	
Current Forecast	10/12/18✓	(A) N/A (B) N/A	08/26/19✓ 07/01/20✓	06/25/21✓ 05/12/28	

+ The project delivery method for this project is Construction Manager/General Contractor (CM/GC).

WW-647R CM/GC Construction contract consists of: (A) Scope I, and (B) Scope II

Progress and Status:

Scope I (Demolition and Utility Relocation) - Complete.

Scope II (New Biosolids Facilities - Remainder of the construction work) - Soil excavation, dewatering, shoring and installation of piles is complete. Below grade waterproofing of the digester basement is underway. Bid procurements are continuing to address the remaining construction work.

Issues and Challenges:







In March 2021, when two recent bids came in higher than expected, pre-construction bid procurement activities were suspended while project staff re-assessed our bid package approach. The bid suspension was lifted in June to allow the Construction Manager/General Contractor (CM/GC) to re-start bidding procurement for the new digester facilities. In the months that followed, due to changes to the MWH-Webcor JV leadership staff and BDFP organizational structure, a more collaborative project team maximized the benefits of a CM/GC delivery approach.

Because of the positive results during digester procurement, the SFPUC has opted to maintain the existing CM/GC approach/contract with MWH-Webcor Joint Venture and proceed with a similar bid approach for the construction of the other Biosolids Project facilities for cost, implementation and site logistics efficiencies.

Also, during this time frame, an independent estimate of the cost-to-complete the remainder of the project was developed. The forecasted project cost encompasses this cost-to-complete estimate, and considers anticipated market conditions and schedule impacts. The elapsed time during the March bid suspension and re-assessment of the project delivery approach also contributed to extending the construction completion date as shown in the forecasted project schedule. At this time, the project team is developing amendments to the contracts for the construction and the engineering support services in alignment with the revised cost and schedule.

10015807 - SEP New Headworks (Grit) Replacement

Description: The new 250 MGD headworks consists of major components / facilities as follows: New Influent Junction Structure and Influent Monitoring; New Primary Influent Distribution Structure; New Bar Screens, Washer-Compactors and Screenings Handling Facility; New Grit Basins, Grit Washers and Grit Handling Facility; A new Odor Control Facility, consisting of a two-stage system with bioscrubbers followed by carbon adsorption; Two new primary substation; Electrical, Instrumentation and Control Rooms/Building; Demolition of both existing Headworks Facilities (SEP-011 and SEP-012); Rehabilitation of the existing Southeast Lift Station; Upgrades to the Bruce Flynn Pump Station.

Program: New Headworks (Grit) Replacement	Project Status: Construction	Environmental Status: Completed (MND)
Project Cost:		Project Schedule:
Approved 	\$618.83 M	Approved Mar-13  Sep-24
Forecast 	\$679.03 M	Forecast Mar-13  Sep-24
Actual 	\$332.73 M	Project Percent Complete: 51.4%
		

Key Milestones:	Environmental Approval	Bid+ Advertisement	Construction NTP+	Construction+ Final Completion
Current Forecast	05/31/17✓	(A) N/A (B) N/A (C) N/A (D) TBD	11/15/17✓ 12/17/18✓ 07/22/19✓ 04/23/24	05/01/20✓ 11/14/20✓ 02/29/24 09/30/24

+The project delivery method for this project is Construction Manager/General Contractor (CM/GC). (A, B, C) WW-628 CM/GC Construction which consist of: (A) Scope I; (B) Scope II.A; and (C) Scope III (D) Demolition Contract - not yet awarded

Progress and Status:

Scope I (Site Preparation) and Scope II.A (BFS Improvements) – Complete
 Scope III (Main Headworks) – Continued bid/award of remaining 24/75 bid packages. Continued civil/structural work at the influent junction, fine screen/grit influent splitter , grit tank/grit handling , primary influent distribution areas. Started electrical/fire protection/HVAC/mechanical installations in electrical and grit influent splitter areas. Started excavation for the 84” FA underground duct. Continued equipment procurement and fabrication. 520/649 total piers completed to date. Continued demolition of the former SEP011 north pump room and channel. Continued equipment Vendor/Distributed Control Systems preliminary application software coordination workshops. Continued monthly coordination meetings regarding overall start-up/testing plan of the new facility. Continued monthly coordination meetings regarding influent junction area tie-ins in dry season 2022.



SEP New Headworks Facility – Aerial Drone Footage

packages issued since the start of the COVID-19 pandemic. Furthermore, market conditions and design developments related to the SEP-008 Influent Pumping Rehabilitation and revised Odor Control Facility 100% design package have contributed to the forecast project cost increase as well.







Issues and Challenges:

The forecast project cost has increased due to an approximate 12% escalation factor for Scope III bid

I. SSIP Quarterly Report

10015809 - SEP Facility-wide Distributed Control System Upgrade

Description: This project addresses distributed control system (DCS) upgrades within the Southeast Pollution Control Plant (SEP), Oceanside Pollution Control Plant (OSP), North Point Wet Weather Facility (NPF), Channel Pump Station (CHS), Westside Pump Station (WSS), and Bruce Flynn Pump Station (BFS). Under this project, OSP, NPF, and WSS DCS upgrades include planning/design only to ensure system-wide consistency. Both hardware and software upgrades integrating field instrumentation, control devices, communications hardware, processing hardware, interface hardware, and associated software packages into a unified system are required to provide real-time, system-wide monitoring and control. Coordination of monitoring parameters in various systems to reflect geo-spatial relationships will also be required to maintain compatibility and consistency of the input data used for process control.

Program: Southeast Plant (SEP) Improvements	Project Status: Design	Environmental Status: Not Applicable
Project Cost:		Project Schedule:
Approved 	\$62.99 M	Approved Feb-14  Aug-27
Forecast 	\$62.99 M	Forecast Feb-14  Dec-27
Actual 	\$15.12 M	Project Percent Complete: 30.1%
		

Key Milestones:	Environmental** Approval	Bid+ Advertisement	Construction NTP+	Construction+ Final Completion
Current Forecast	See Note	See Note+	12/31/18✓	06/30/27

+ The project delivery method for this project is Progressive Design-Build with pre-design/design components. Construction NTP represents start of fabrication/manufacturing.


** BEM has determined upgrades to the DCS Controls involves primarily computer hardware and software which do not fall within the definition of a "project" under CEQA because there would be no physical change in the environment.

Progress and Status:

DCS manufacturing services for WW-628-03 New Main Headworks contract/project at SEP was initiated during this reporting quarter. Overall system-wide design at SEP progressed from 35% to 65%. DCS coordination activities with other SSIP projects at Northshore facilities are ongoing. The DCS project team has also started drafting technical DCS scope of work for Oceanside facilities and other wastewater pump stations.

Issues and Challenges:







As per the previous SSIP quarterly report, the project schedule variance is due to interdependencies with other SSIP projects' progress at SEP.



Ongoing construction in one of Southeast Plant's conduit trenches

10015810 - SEP Seismic Reliability and Condition Assessment Improvements

Description: As part of the condition assessment effort, numerous seismic, conditional and operational issues associated with the existing facilities will require remedial attention before other program projects are completed. This project represents immediate improvements to the existing facilities at SEP identified as part of the condition assessment effort that are not specifically included as part of another near-term SSIP Phase 1 project. This project includes items for rehabilitation such as concrete spalling repair and seismic retrofit of priority process buildings. Seismic retrofit and structural repairs to the Sedimentation Building and channel structures (SEP 530 Contact Channel, SEP 540 Effluent Control Structure, 6' reinforced concrete pipe from SEP 540 to Booster Pump Station, Conduits C/D/E, SEP 525 Box Channel, and 9' reinforced concrete pipe to Junction Structure #5) will be completed.

Program: Southeast Plant (SEP) Improvements	Project Status: Construction	Environmental Status: Completed (CatEx)
Project Cost:		Project Schedule:
Approved 	\$44.15 M	Approved Jun-13  Sep-22
Forecast 	\$44.15 M	Forecast Jun-13  Sep-22
Actual 	\$32.82 M	Project Percent Complete: 79.4%
		

Key Milestones:	Environmental Approval	Bid+ Advertisement	Construction NTP+	Construction+ Final Completion
Current Forecast	03/25/16✓	(A) 07/01/17✓ (B) 03/04/19✓	09/04/18✓ 09/09/19✓	05/01/20✓ 05/30/22

Project includes multiple construction contracts.

(A) Southeast Water Pollution Control Plant New Headworks Facility – Scope 1 (North side, WW-628)

(B) Seismic Reliability and Condition Assessment Improvements (WW-665)

Progress and Status:

Construction work for the Water Strainer Backwash Flow has been completed. Final closeout is taking longer than anticipated as the team continued working on punch list and administrative closeout.

Issues and Challenges:

None at this time.









New Rotating Screen Filter / Compactor Installation at SEP 042 Primary Sedimentation Tanks

I. SSIP Quarterly Report

10002284 - SEP Power Feed and Primary Switchgear Upgrades

Description: The project is intended to address the deficiency of the existing medium voltage power distribution system (MV PDS), obtain a second redundant power feed from PG&E to upgrade the treatment plant with redundant electrical feeds, construct a new main switchgear sized to provide adequate power to new facilities, replace aging unit substations, and integrate the electric services of the nearby pump stations to the SEP medium voltage network. The project consists of installing a new redundant PG&E service, upgrading the existing Hunters Point feed to 12 MW, upgrading the main switchgear, and replacing fifteen aging existing primary unit substations at SEP. Additionally, it involves integration of Bruce Flynn Station and Booster Pump Station to SEP MV PDS, enhanced Energy Monitoring and Management System (EMMS), coordination with other SEP projects (particularly BDFP) to plan the need for emergency generators for critical processes, and construction of a new duct bank from the main switchgear to an electrical manhole.

Program: Southeast Plant (SEP) Improvements	Project Status: Construction	Environmental Status: Completed (CatEx)
Project Cost:		Project Schedule:
Approved 	\$95.88 M	Approved Jun-14  Jun-24
Forecast 	\$95.88 M	Forecast Jun-14  Aug-24
Actual 	\$43.06 M	Project Percent Complete: 24.1%
		

Key Milestones:	Environmental Approval	Bid+ Advertisement	Construction NTP	Construction Final Completion
Current Forecast	02/22/18✓	02/20/20✓	10/05/20✓	02/23/24

Progress and Status:

This quarter, the intumescent fireproofing and roof waterproofing was finished. Also finished, was the installation of the remaining medium voltage duct bank and the installation of storm drains. The Pacific Gas and Electric and SFPUC primary/secondary medium voltage duct banks including pull boxes were completed as well. On-going, are the installation of the other electrical conduits, such as, Instrumentation and Controls conduits, pull boxes, and conduit supports. Lastly, project team continued to review submittals and Request for Information from the contractor.

Issues and Challenges:







As previously stated, due to site accessibility issues during construction, a change order was issued to extend the final construction date to February 23, 2024.



New switchgear being installed on the second floor of the new Primary Switchgear Building SEP 032

10037353 - SEP 550 Booster PS Condition Inspection & Interim

Description: This project includes condition assessment of the influent channel and wet wells (confined space entry), as well as a budget allowance to perform concrete rehab to two wet wells and minor repairs to the influent channel. A firmer estimate to complete the repairs will depend on the results of the inspection. To inspect the influent channel, work must occur during dry weather and the plant must either be shut down or treated effluent diverted to Quint Street Outfall (QSO). Shutdowns may last up to 8 hours, and coordination/approval is needed with the Regional Water Quality Board to allow diversion through QSO. Mechanical equipment rehab is also included as part of the interim improvements. These include: Replace sump pumps; Replace water heater; Replace air relief valves; Replace (3) booster pumps (#1, 2 & 4); Replace all Variable Frequency Drives (VFD). This project also includes moving bioassay to Booster Pump Station.

Program: Southeast Plant (SEP) Improvements	Project Status: Planning	Environmental Status: Not Initiated
Project Cost:		Project Schedule:
Approved 	\$9.89 M	Approved Jan-21  Jun-26
Forecast 	\$20.30 M	Forecast Jan-21  Feb-27
Actual 	\$0.20 M	Project Percent Complete: 3.4%
		

Key Milestones:	Environmental Approval	Bid Advertisement	Construction NTP	Construction Final Completion
Current Forecast	TBD	02/28/24	09/03/24	08/20/26

Progress and Status:

Specialty consultant was hired to perform a Tier 3 assessment of the manifold piping and platform framing in the pit outside the pump station.

Project team performed a site visit with WWE Operations staff and consultants who will be performing mechanical testing and assessment of the existing pumps. During the site visit, WWE clarified the scope of the sump pump replacement and the Heating, Ventilation Air Conditioning (HVAC) system repairs. Following the site visit, consultants started working on developing a plan on how to measure the flow coming from the pump station which is currently not measured with any devices. The project team will continue to evaluate the project scope to identify scope refinement and additions.

Issues and Challenges:

Similar to last quarter, due to escalation and scope addition, project team is forecasting cost and schedule increase. As also stated previously, bid advertisement and construction Notice to Proceed (NTP) dates have been delayed to be more realistic. Due to resource limitations and specialty consultants necessary to perform assessment of the system it took longer than anticipated to obtain all relevant data required to complete a thorough Needs Assessment Report (NAR).








Pumps at SEP 550

I. SSIP Quarterly Report

10038373 - SEP, Booster PS, & BFS Security Enhancements

Description: This project involves the following: Upgrading card readers and door contacts; Replacing and furnishing gates and gate operators including structural support, electrical power and controls; Adding protective cages around outdoor equipment, including an allowance for replacing/repairing the existing perimeter fence and fence support as needed; Furnishing, installing, and configuring servers for video recording, management and analytics; Configuring security fiber optic connectivity and adding video camera units and local recording; Pruning landscaping, adding new security signage, and upgrading to dusk-activated LED lighting; Establishing visitor management system and installing turnstiles; Monitoring improvements (e.g. developing mobile tablet security video monitoring capability, establishing a security monitoring center, a tablet-based security incident response reporting template and setting up an automatic video archiving process across all WWE sites); Providing interior intrusion detection of critical assets; Adding interior presence sensing connected to an intrusion detection panel and alarming to security; Upgrading UPS backup power to serve security components; Adding new security signage with "No Trespassing", applicable penal code and emergency contact information; Adding a main distribution frame (MDF) to BFS. This project also includes SEP Fire Alarm, PA system, business network and radio communications.

Program: Southeast Plant (SEP) Improvements		Project Status: Planning		Environmental Status: Active	
Project Cost:			Project Schedule:		
Approved		\$14.32 M	Approved Jul-21		Oct-25
Forecast		\$35.76 M	Forecast Jan-22		Dec-26
Actual		\$0.00 M	Project Percent Complete: 0.0%		
					
Key Milestones:	Environmental Approval	Bid+ Advertisement	Construction NTP+	Construction+ Final Completion	
Current Forecast	10/11/23	(A) 05/07/24 (B) 05/07/24	11/07/24 11/07/24	05/08/26 05/08/26	

+ Project includes multiple construction contracts.

(A) Security Enhancements; (B) Fire System Network

Progress and Status:







Notice To Proceed for design consultant was issued and project planning phase kickoff meeting was held. Project team started working on the planning phase with minimal expenditures.

Issues and Challenges:

Due to escalation and scope addition, project team is forecasting cost and schedule increase.

10037330 - Primary Treatment (SEP 040/041) H&S Improvements

Description: This project involves demolition of the building superstructure at South East Plant (SEP) 040/041 and replacement of all remaining deteriorated items. To control odors, the sedimentation tanks would be covered in a similar fashion to the covers on the sedimentation tanks at SEP 042. Ventilation of the covered tanks would be required to protect concrete surfaces from deterioration, and an odor control unit would be required to treat foul air from the covered tanks.

Program: Southeast Plant (SEP) Improvements		Project Status: Planning		Environmental Status: Not Initiated	
Project Cost:			Project Schedule:		
Approved		\$27.38 M	Approved Jan-21		Sep-26
Forecast		\$27.38 M	Forecast Jan-21		Sep-26
Actual		\$1.03 M	Project Percent Complete: 5.7%		
					
Key Milestones:	Environmental Approval	Bid Advertisement	Construction NTP	Construction Final Completion	
Current Forecast	07/28/23	08/29/23	01/30/24	03/31/26	

Progress and Status:

This quarter, the project team and Wastewater Enterprise held a review workshop regarding the draft Alternatives Analysis Report/ Conceptual Engineering Report combined deliverable. The project team incorporated all of the comments received from the various stakeholders and issued the final Alternatives Analysis Report/ Conceptual Engineering Report deliverable. The project team coordinated the DB-126 Facility-wide Distributed Control System project regarding the integration of instrumentation and control scopes of work. The 35% design deliverable is due in the first quarter of Fiscal Year 22-23.



Existing SEP-041 wet-weather primary sedimentation building.

Issues and Challenges:

None at this time.

I. SSIP Quarterly Report





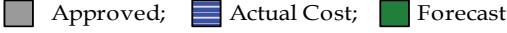
10037331 - Maintenance Building (SEP 940) Interim Improvement

Description: Building 940 is a critical interim project for SEP. This is an interim project while the longterm vision and improvements under the SEP Campus Plan is being developed.

Currently these crews are shoehorned into facilities not designed for the maintenance of electronic equipment. A new robust shop area is essential to be able to maintain reliable treatment facilities. The new maintenance shops included under Biosolids Digester Facilities Project (BDFP) do not address these crews.

The following improvements form the basis of this project:

- Space will be modified to include interim Electrical and Instrumentation and Controls (I&C) shop areas.
- HVAC Improvements including evaluation (and installation as-needed) of wet grinder filtration system, condensing unit, and welding exhaust system)
- H&S Improvements (emergency lights, signs, trip hazards, safe roof access)

Program: Southeast Plant (SEP) Improvements	Project Status: Planning	Environmental Status: Not Initiated
Project Cost:		Project Schedule:
Approved 	\$21.58 M	Approved Jan-21  Jul-26
Forecast 	\$40.65 M	Forecast Jan-21  Sep-28
Actual	\$0.20 M	Project Percent Complete: 0.9%
		

Key Milestones:	Environmental Approval	Bid Advertisement	Construction NTP	Construction Final Completion
Current Forecast	04/12/23	01/10/25	06/12/25	03/15/28

Progress and Status:

Project team has completed the Needs Assessment Report with multiple reviews with Wastewater Enterprise before finalizing. Project team is working on next phase of planning.

Issues and Challenges:







As previously reported last quarter, due to escalation and scope addition, project team is forecasting a cost and schedule increase.



Inside of Bldg SEP 940

10029736 - Westside Pump Station Reliability Improvements

Description: The project consists of screenings improvements including, replacement of existing bar screens, and addition of screening washing and compaction systems. The project also includes replacement of existing wet-weather pumps to provide pump redundancy. The construction would take place within the existing structure and includes four new submersible pumps and 200 linear feet (LF) of discharge force main. Other improvements under this project include increasing the power feeder capacity at WSS to account for additional wet weather pumping capacity and provide a reliable redundant power source from PG&E, and replacement of the existing odor control units at the WSS with dilution ventilation fans and ducting.

Program: Oceanside Plant (OSP) Improvements	Project Status: Construction	Environmental Status: Completed (CatEx)
Project Cost:		Project Schedule:
Approved 	\$87.80 M	Approved Jun-13  Dec-24
Forecast 	\$89.30 M	Forecast Jun-13  Dec-24
Actual 	\$26.82 M	Project Percent Complete: 34.6%
		

Key Milestones:	Environmental** Approval	Bid+ Advertisement	Construction NTP+	Construction+ Final Completion
Current Forecast	(A) 06/13/13✓ (B) 04/20/17✓	05/06/14✓ 09/08/20✓	10/15/14✓ 04/19/21✓	03/27/17✓ 02/02/24

+ Project includes multiple construction contracts.

(A) WW-572R Westside Pump Station Discharge Pipe Manifold Upgrade; (B) WW-645 Westside Pump Station Reliability Improvements

** The Environmental Approval for Contract A - Westside Pump Station Discharge Pipe Manifold Upgrade was achieved in Project CWWRNRTF47. The Environmental Approval for Contract B - Westside Pump Station Reliability Improvements is shown in the above table.

Progress and Status:

(A) WW-572R WSS Discharge Pipe Manifold Upgrade contract closeout has been completed.

(B) WW-645R Westside Pump Station Reliability Improvements contract construction phase activities are on-going. During this reporting period, the Contractor has placed the new cast-in-place concrete floor slab placement for the new Electrical Building in January 2022, and has initiated rebar and formwork installation of the new building walls.

Issues and Challenges:

At the instruction of the SFPUC Power Enterprise, the project team has resubmitted power service application to PG&E in August 2021 and awaits PG&E review response. The project team continues to closely track PG&E power service application review progress through Power Enterprise liaisons and continue to evaluate mitigations to potential construction progress delays associated with PG&E power service. In February, SFPUC commissioned PG&E System Impact Study and Engineering for project power service. The results of the System Impact Study are expected in Summer 2022.









Drone Ariel Photo of New Electrical Building – Cast-In-Place Concrete Slab pour (January 2022)

The cost variance is due to the rent associated with real estate license agreement with San Francisco Zoo for project staging area.

I. SSIP Quarterly Report

10029737 - OSP Digester Gas Utilization Upgrade

Description: In this project, the gas storage vessel and digester gas conditioning equipment will be replaced. The existing cogeneration Internal-Combustion units (IC engines) and controls will also be replaced. Other improvements include providing an ancillary exhaust gas conditioning and heat exchanger systems to comply with regulatory air board requirements. Improved reliability and redundancy of hot water and electrical energy production systems, as well as, ventilation upgrades will maximize process efficiency within the energy recovery building. The electrical gear at Sub-Station No. 5 will be replaced to provide parallel electrical gear and power system reliability. A 500 kw standby diesel generator and diesel fuel storage system will also be provided for electrical redundancy of critical plant electrical loads.

Program: Oceanside Plant (OSP) Improvements	Project Status: Construction	Environmental Status: Completed (CatEx)
Project Cost:		Project Schedule:
Approved 	\$54.39 M	Approved Oct-13  Sep-22
Forecast 	\$55.58 M	Forecast Oct-13  Mar-24
Actual 	\$33.07 M	Project Percent Complete: 50.8%
		

Key Milestones:	Environmental+ Approval	Bid+ Advertisement	Construction NTP+	Construction+ Final Completion
Current Forecast	06/14/17✓	04/25/18✓	11/26/18✓	06/01/23

+ The key milestone dates reflect the main construction contract for this project (WW-639 Oceanside Water Pollution Control Plant Digester Gas Utilization Upgrade)

Progress and Status:

WW-639 Oceanside Water Pollution Control Plant Digester Gas Utilization Upgrade contract construction phase activities continued. During this reporting period, the punchlist walk-thru of the OSP741 Gas Holder Tank assembly was completed in January 2022. At the March 8, 2022 Commission Meeting, the project contract duration contingency was increased based on equipment delivery delays associated with supply chain breakdowns due to COVID-19.

Issues and Challenges:

The project team continues to coordinate with PG&E in order to comply with electrical inter-connection agreement requirements to obtain necessary permits. The Contractor commenced selective demolition within the Building 800 area and damaged an unforeseen critical fiber optic cable embedded in concrete necessary to maintain process operations in the area of the plant that may impact the overall construction critical path of the project. Additionally, there are large equipment deliveries associated with the Building 800 new switchgear that is experiencing global supply chain delays. The City and Contractor are monitoring the equipment deliveries and evaluating mitigations to the construction critical path where possible. The Contractor continues to prepare key electrical submittals with site specific electrical








OSP800 Substation 5 medium-voltage electrical transformer delivery (March 2022)

data and coordination with PG&E remains on-going.

10037733 - Solids Thickening (OSP 011) Process Upgrade

Description: Depending on the status of the R&R project (CWWRNRTFA8) to replace the GBT with RDT, an alternatives evaluation should be performed to confirm the selected thickening technology. As a basis, this project assumes replacement of the two remaining GBTs and installation of two new RDTs that can thicken a combination of primary sludge, waste activated sludge, and secondary scum. The scope of the project also includes the replacement of corroded pipe, room fixtures, demolition of the existing units and ventilation improvements as detailed below: 1.Demolish/remove the two (2) existing GBTs. 2.Install two (2) new 2 RDTs and associated controls. 3.Replace the three (3) existing washwater booster pumps, piping and appurtenances to meet the RDT flushing requirements. 4.Install hot water lines to supply hot water for flushing the RDTs. 5.Install a redundant primary scum skimmer. 6.Redesign the drains on existing and new drum screens to improve venting and add flushing connections. 7.Install a new ultrasonic pulsar level sensor in the TPAS tank and improve the mixing system in the tank. 8.Replace the three (3) thickened sludge pumps 42P6-1,2&3. 9.Replace all corroded pipe, and all rusted window frames and doors. 10.Replace floor grates and tiles. 11.Upgrade electrical components and DCS control of the new system. 12.Install a new ventilation system, including exhaust fans and duct work for both the new and existing RDTs, and improve the ventilation in both the sludge thickening and sludge dewatering rooms. Coordinate work with the OSP Ventilation Upgrades Project. 13.Install two fixed hydrogen sulfide sensors in the Gravity Belt Thickener Room (OSP 01-028). Address any residual thickening area odor issues that were not addressed by the OSP Ventilation (HVAC) Upgrades Project.

Program: Oceanside Plant (OSP) Improvements	Project Status: Planning	Environmental Status: Not Initiated
Project Cost:		Project Schedule:
Approved 	\$20.22 M	Approved Jul-21  Sep-26
Forecast 	\$20.22 M	Forecast Jan-22  Jan-28
Actual	\$0.00 M	Project Percent Complete: 0.0%
		

Key Milestones:	Environmental Approval	Bid Advertisement	Construction NTP	Construction Final Completion
Current Forecast	06/28/24	10/01/24	05/05/25	07/01/27

Progress and Status:

Engineering completed a kick-off of the planning phase of Oceanside Water Control Pollution Plant Solids Thickening (OSP 011) Process Upgrade focusing on replacement of Gravity Belt Thickeners (No. 2 & No. 3) with new Rotary Drum Thickener assemblies, replacement of associated controls and booster pumps, replacement of flushing system connections, area drainage improvements, exhaust air system improvements in January 2022.

Issues and Challenges:

The project has been delayed due to lack of available resources.





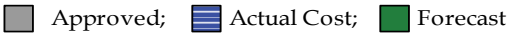


Selective equipment demolition to GBT No. 1; this work is expected to be completed prior to the project contract work commencing on the replacement of GBT No. 2 and GBT No. 3.

I. SSIP Quarterly Report

10037734 - OSP Plant-wide Ventilation (HVAC) Upgrades

Description: A wide range of HVAC-related improvements were identified as part of the OSP Condition Assessment Repairs Project. It was determined that a plant-wide air handling performance evaluation be conducted in order to determine if the ventilation systems are meeting code requirements and to better identify needed HVAC improvements. Specific HVAC-related work includes the following: Plant-Wide Air Handling Performance Evaluation: Conduct a plant-wide air handling performance evaluation. OSP 011: • Replace inadequate duct supports in OSP 011 hallway areas. • Duct supports within exhaust fan room at OS70EF1-1 thru -3 and OS70EF1-5 and -6 needs to be refastened / replaced. • Coordination HVAC evaluation, design and construction under the OSP Solids Thickening Process Upgrades project. OSP 530: Look at ventilation issues if keeping the temporary chemical station from the Recycle Water Project. OSP 620: • Replace all HVAC equipment. Based on results of the plant-wide air handling performance evaluation, make provisions for increasing air ventilation rates in order to declassify area from Class 1 Division 1 to Class 1 Division 2. • Replace FRP ducts in digester basement serving fans 70EF19-1, 2. OSP 042: Replace HVAC ductwork. OSP 230: Replace HVAC supply ductwork. OSP 930: Replace all HVAC equipment.

Program: Oceanside Plant (OSP) Improvements	Project Status: Planning	Environmental Status: Not Initiated
Project Cost:		Project Schedule:
Approved 	\$7.35 M	Approved Jul-21  Sep-26
Forecast 	\$7.35 M	Forecast Jan-22  Mar-27
Actual	\$0.02 M	Project Percent Complete: 0.5%
		

Key Milestones:	Environmental Approval	Bid Advertisement	Construction NTP	Construction Final Completion
Current Forecast	12/21/23	02/26/24	07/19/24	09/17/26

Progress and Status:








Engineering completed a kick-off of the planning phase of OSP Plant-wide Ventilation (Heating, Ventilation and Air Conditioning) Upgrades focusing on air handling and condition units, ductwork and other associated Heating, Ventilation and Air Conditioning system improvements in January 2022. The project team is developing draft Conceptual Engineering Report and associated deliverables for Fall 2022.

Issues and Challenges:

The project has been delayed due to lack of available resources.

10036398 - OSP Condition Improvement Projects - Part 2

Description: The OSP Condition Assessment Repairs project will include major improvements to the plant, aimed to address the reliability of existing assets that have deteriorated over the years. This project includes planning, design and environmental review of improvements to address the age, deterioration and reliability of existing assets at OSP that are not specifically included in the other SSIP projects. This project includes rehabilitation of building structures, rehabilitation or replacement of mechanical and electrical equipment, and seismic retrofit of process tanks and buildings. Improvements focus on maintaining operational reliability and extending the service life of buildings that are required to remain in operation for 30 years or more.

Program: Oceanside Plant (OSP) Improvements	Project Status: Planning	Environmental Status: Active (Various)
Project Cost:		Project Schedule:
Approved  \$105.10 M	Approved Jan-21  Jul-29	
Forecast  \$105.10 M	Forecast Mar-18  Jul-29	
Actual \$0.42 M	Project Percent Complete: 0.1%	
 Approved;  Actual Cost;  Forecast		

Key Milestones:	Environmental+ Approval	Bid+ Advertisement	Construction NTP+	Construction+ Final Completion
Current Forecast	(A) 12/01/23	08/21/24	01/23/25	01/25/27
	(B) 10/31/24	03/19/25	08/18/25	08/18/27
	(C) 04/15/25	07/30/25	01/06/26	01/06/28
	(D) 03/17/26	07/06/26	01/04/27	12/29/28
	(E) 03/03/18✓	09/22/21✓	05/16/22	07/18/23
	(F) 03/03/18✓	06/20/22	12/02/22	12/03/24
	(G) 12/14/21✓	N/A	07/18/22	07/17/24

+ Project includes multiple construction contracts.

Progress and Status:

(A) OSP 620 Digestion H&S, Mech Improvements, OSP800 Mech Improvements: Engineering completed a kick-off of the planning phase of OSP 620 basement health & safety and mechanical improvements, OSP 800 mechanical improvements focusing on sump pump system replacements, elevator modernization and other mechanical system improvements in the area in January 2022. The project team is developing draft Conceptual Engineering Report (CER) and associated deliverables for Fall 2022.

(B) OSP 011 Polymer & Ferric Chloride Replacement: Subscope not initiated.

(C) OSP 042 Primary Clarifiers Structural and Mechanical Improvements: Subscope not initiated.

(D) OSP 200 Aeration Tanks Structural and Mechanical Improvements: Subscope not initiated.

(E) WW-648 OSP Building 042 Primary Clarifier Improvements: The project will fund the Construction Contract WW-648 Oceanside Water Pollution Control Plant Building 042 Primary Clarifier Improvements. The contract was awarded by SFPUC Commission in February 2022 and is targeting Notice-To-Proceed in

Construction in May 2022.

(F) WW-669 OSP Building 011 Grit Classifier & Preliminary Influent Slide Gate System Improvements: The project will fund the Construction Phase of Contract WW-669 Oceanside Water Pollution Control Plant Building 011 Grit Classifier, Primary Influent Slide Gate and Building 042 Butterfly Valve Improvements. The contract is finalizing packaging and targeting advertisement in June 2022.

(G) JOC 53R3-15 OSP UPS Assembly Replacements: Wastewater Enterprise Engineering has assembled contract documents to replace four (4) Uninterruptable Power Supply systems. The equipment purchase order was completed October 2021, and equipment delivery and installation is expected by Summer 2022.






Issues and Challenges:

None at this time.

I. SSIP Quarterly Report

10037735 - Admin Bldg (OSP 930) Health & Safety Improvements

Description: A wide range of health and safety related improvements were identified as part of the Oceanside Plant (OSP) Condition Assessment Repairs Project. Specific work includes the following: Repair concrete deficiencies, water infiltration, and drainage issues within OSP 930 per conceptual engineering report (CER) "Concrete Surface Condition Assessment and Repair TM". Replace the three (3) OSP 930 building sump pumps. Replace the nine (9) Laboratory Fume Hoods. Replace the laboratory and freight elevators (freight elevator is higher priority).

Program: Oceanside Plant (OSP) Improvements		Project Status: Planning		Environmental Status: Not Initiated	
Project Cost:			Project Schedule:		
Approved		\$5.71 M	Approved Jan-21		Sep-25
Forecast		\$5.71 M	Forecast Feb-22		Oct-26
Actual		\$0.00 M	Project Percent Complete: 0.4%		
					
Key Milestones:	Environmental Approval	Bid Advertisement	Construction NTP	Construction Final Completion	
Current Forecast	05/18/23	09/20/23	02/21/24	04/20/26	

Progress and Status:






Engineering completed a kick-off of the planning phase of Administration Building (OSP 930) Health & Safety Improvements focusing on laboratory exhaust hood replacement, elevator modernization, area sump pump replacement and building plumbing/roof drainage system improvements in January 2022. The project team is developing draft Conceptual Engineering Report and associated deliverables for Fall 2022.

Issues and Challenges:

The project has been delayed due to lack of available resources.

10037777 - OSP & WSPS Security Enhancements

Description: The project involves the following security upgrades: Upgrading card readers and door contacts at all perimeter doors and ensuring proper operation Replacing and furnishing gate and gate operator including structural support, electrical power and controls Adding protective cages around outdoor chemical and electrical equipment, including an allowance for replacing/repairing the existing perimeter fence and fence support as needed Furnishing, installing, and configuring servers for video recording, management and analytics Configuring security fiber optic connectivity and adding video camera units and local recording Establishing prune landscaping, adding new security signage, and upgrading lighting to dusk-activated LED lighting Adding interior presence sensing connected to an intrusion detection panel and alarming to security.

Program: Oceanside Plant (OSP) Improvements	Project Status: Planning	Environmental Status: Not Initiated
Project Cost:		Project Schedule:
Approved 	\$7.16 M	Approved Jul-21  Jun-25
Forecast 	\$13.78 M	Forecast Aug-21  Jun-26
Actual	\$0.05 M	Project Percent Complete: 3.6%
		

Key Milestones:	Environmental Approval	Bid Advertisement	Construction NTP	Construction Final Completion
Current Forecast	TBD	02/23/24	08/22/24	11/19/25

Progress and Status:

The Notice to Proceed for the engineering consultant contract was issued in January 2022, and the task orders were initiated in this quarter. Project planning phase kickoff meeting was held in February 2022. Project team started working on the planning phase research and assessment.

Issues and Challenges:

Similar to last quarter, project team is forecasting increase in schedule due to additional time required to provide appropriate planning and design and also increase in cost due to escalation in construction cost and increase in workplan estimates.









One of the entrances of OSP

I. SSIP Quarterly Report

10026822 - North Shore Pump Station Wet Weather Improvements

Description: The purpose-of this project is to provide redundant effluent pumping capacity at North Shore Pump Station (NSS) during wet weather. This project will replace existing four (4) dry weather pumps with larger capacity units so that 3 of the 4 pumps are capable of pumping 75 MGD during wet weather. The project also includes upgrades to the motor control centers (MCCs) and distributed control system (DCS). The implementation of this project will ensure reliable and efficient operation in keeping with the LOS and maintain regulatory compliance.

Program: North Point Facility (NPF) Improvements	Project Status: Construction	Environmental Status: Completed (CatEx)
Project Cost:		Project Schedule:
Approved 	\$55.00 M	Approved Aug-13  Dec-23
Forecast 	\$55.00 M	Forecast Aug-13  Dec-23
Actual 	\$13.77 M	Project Percent Complete: 31.7%
		

Key Milestones:	Environmental Approval	Bid Advertisement	Construction NTP	Construction Final Completion
Current Forecast	10/13/17✓	06/14/19✓ - 10/08/20 ✓	04/19/21✓	05/08/23

Progress and Status:

Contractor successfully cleaned the existing dry weather channels and commenced installation of the east dry weather bar screen. Ferrous Chloride Tanks have been delivered and placed on new pads. Contractor is continuing to install various mechanical and electrical scopes, including exhaust and supply fans.

Issues and Challenges:

SEP 930 work is delayed due to uninterruptable power supply equipment availability; project team is working with contractor to minimize overall delay to avoid impacts to various ongoing SEP projects.



Ferrous Chloride Tanks have being placed on new pads

10037325 - Admin Bldg (NPF 930) Evaluation & Interim H&S Improvements

Description: This project involves an evaluation of NPF 930 to provide safe working conditions for employees. The interim rehabilitation components will be identified during the planning, but as a basis, the following items are assumed: Interim structural repairs; Replacing roll-up doors, UPS for the emergency lighting system, and elevator; Rehabilitate HVAC system; Electrical improvements on Southside buildings; Assess and replace crane, if needed; Evaluate area and use of dewatering sump pumps; Replace pumps, piping, valves, and EI&C; Inspect and replace guardrails/handrails; Install fire sprinklers, alarms, and exit lighting; Replace and install new lighting.

Program: North Point Facility (NPF) Improvements		Project Status: Planning		Environmental Status: Not Initiated	
Project Cost:			Project Schedule:		
Approved		\$7.93 M	Approved Mar-21		Mar-25
Forecast		\$7.93 M	Forecast Mar-22		Jul-26
Actual		\$0.01 M	Project Percent Complete: 0.0%		

Key Milestones:	Environmental Approval	Bid Advertisement	Construction NTP	Construction Final Completion
Current Forecast	12/22/23	03/04/24	07/25/24	01/29/26

Progress and Status:

Planning phase commenced in March. Design team is assembling cost estimates based on feedback received from Wastewater Enterprise staff.

Issues and Challenges:

Wastewater Enterprise is considering to propose an alternative scope for the project due to site constraints and building usage. Design resources are constrained due to staffing availability.








Project team is evaluating removal of existing antiquated electrical equipment.

I. SSIP Quarterly Report

10037904 - NPF & NSS Security Enhancements

Description: The components of the project are as follows: Upgrade continental card reader access control; Replace and furnish gate and gate operator including structural support, electrical power and controls; Add protective cages around outdoor equipment, & repair/replace perimeter fence; Furnish, install and configure servers; Configure security fiber optic connectivity & add video camera units; Add signage, lighting and prune landscaping; Provide interior presence sensing connected to intrusion detection panel.

Program: North Point Facility (NPF) Improvements		Project Status: Planning		Environmental Status: Active	
Project Cost:			Project Schedule:		
Approved		\$8.80 M	Approved Jul-21		Sep-25
Forecast		\$17.85 M	Forecast Jan-22		Dec-26
Actual		\$0.00 M	Project Percent Complete: 0.0%		
					
Key Milestones:	Environmental Approval	Bid Advertisement	Construction NTP	Construction Final Completion	
Current Forecast	10/11/23	05/07/24	11/07/24	05/08/26	

Progress and Status:






Notice To Proceed for design consultant was issued and project planning phase kickoff meeting was held. Project team started working on the planning phase with minimal expenditures.

Issues and Challenges:

Due to escalation and scope addition, project team is forecasting cost and schedule increase.

10038353 - NPF DCS Upgrades (Construction)

Description: This project will replace the aging control system infrastructure at NPF as the existing DCS equipment are obsolete. The needed upgrades include converting all existing DCS control systems to Emerson-based systems as specified by the Facility-Wide DCS Control Upgrades Project, and upgrades to the aging control panels, annunciator panels, sensors, disconnect switches, bare grounding wiring and control devices. The DCS supplier will provide the following design services: Network configuration and architecture design; Equipment location and layout design; DCS panel layouts and wiring diagrams; Loop drawing development; Control narrative development support; Human Machine Interface (HMI) screen standards development; DCS application software development The DCS supplier will provide the following equipment: Process control module panels; Remote I/O (RIO) panels; Server equipment and racks; Main fiber distribution rack panels; Marshalling panels or "B" panels; Fiber optic patch panels and terminal panel; Network switches and routers.

Program: North Point Facility (NPF) Improvements		Project Status: Construction	Environmental Status: Not Applicable	
Project Cost:		Project Schedule:		
Approved		\$11.07 M	Approved Jul-21	 Sep-27
Forecast		\$11.07 M	Forecast Nov-21	 Dec-27
Actual		\$0.04 M	Project Percent Complete: 1.4%	
				

Key Milestones:	Environmental** Approval	Bid+ Advertisement	Construction NTP+	Construction+ Final Completion
Current Forecast	N/A	N/A	11/01/21✓	06/30/27

** BEM has determined upgrades to the DCS Controls involves primarily computer hardware and software which do not fall within the definition of a "project" under CEQA because there would be no physical change in the environment.

+ The project delivery method for this project is Progressive Design-Build with pre-design/design components.

Construction NTP represents start of fabrication/manufacturing

Progress and Status:

DCS hardware design and software configuration are in progress. Coordination with the WW-685R team is also ongoing.

Issues and Challenges:

As per the previous quarterly report, the project schedule variance is due to the initiation timing of the North Shore DCS Manufacturing phase to meet the needs of the WW-685R construction contract. This SSIP project does not have preconstruction scope. It covers manufacturing, installation, and other DCS construction type of work at North Shore facilities.









North Shore Site Visit: Dry Weather Pump Variable Frequency Drive (VFD)

I. SSIP Quarterly Report

10034718 - Large Sewer Condition Assessment and Improvements

Description: This is a collection of sewer improvement projects that will rehabilitate and/or replace Large Diameter Sewers (sewers greater than 36-inches in diameter or equivalent diameter) that has been prioritized using Collection System Asset Management Program (CSAMP) data with the highest risk level for failure. These set of projects (or subprojects) were identified from the efforts of SSIP Phase 1 projects, CWWSIPCSSR02 - Collection System Condition Assessment.

Included is one subproject to construct an intertie to convey combined sewage between the existing 66-inch diameter Channel Force Main to the Islais Creek Transport/Storage Box.

Program: Interceptors / Tunnels and Odor Control	Project Status: Design	Environmental Status: Active (Various)
Project Cost:		Project Schedule:
Approved  \$96.52 M	Approved Aug-19  Dec-26	
Forecast  \$114.59 M	Forecast Aug-19  Dec-26	
Actual  \$9.00 M	Project Percent Complete: 12.0%	
		

Key Milestones:	Environmental+ Approval	Bid+ Advertisement	Construction NTP+	Construction+ Final Completion
Current Forecast	(A) 03/25/22	06/09/22	11/07/22	06/08/26
	(B) 08/06/20✓	01/19/21✓	08/30/21✓	09/23/22
	(C) 08/11/21✓	07/05/22	11/28/22	02/08/24
	(D) 03/23/21✓	08/11/22	01/19/23	01/22/24
	(E) TBD	06/14/22	11/01/22	12/26/23
	(F) 05/11/22	08/25/22	02/06/23	03/06/24
	(G) 08/15/22	N/A*	03/14/22✓	08/09/24
	(H) TBD	05/19/23	10/19/23	11/22/24
	(I) 06/22/21✓	01/03/24	N/A**	N/A**
	(J) 04/19/23	TBD	N/A**	N/A**

+For a complete list of each contract please refer to the Project Description in the Appendices.

*SF Public Works is the project lead and contracting authority.

**Construction Phase for subprojects (I) and (J) will be funded through the Collection Systems R&R Program.

Progress and Status:

Subproject (A): Project team will be presenting the 95% design to the Technical Steering Committee (TSC) in the next quarter.

Subproject (B): Project team obtained approval from the SFPUC Commission to add ~3 to 4 blocks of sewer work to this contract, while construction continues with the original scope.

Subproject (C): 95% Design was completed.

Subproject (D): Design and construction for 3-4 blocks of sewers near the Better Market Street Phase 1 Contract were expedited to avoid construction conflict, and will be constructed with Subproject (B). Due to the reduction of scope, the remaining sewers will be implemented through Subproject E for contracting convenience.

Subproject (E): 95% design was completed and approved by the TSC for advertisement.

Subproject (F): 65% design is delayed due to delays in the lateral inspection.

Subproject (G): Notice To Proceed for construction was issued.

Subproject (H): Project team completed Planning phase.

Subproject (I): Project team is proceeding towards Draft Conceptual Engineering Report.







Subproject (J): Planning phase was initiated.

Issues and Challenges:

As reported last quarter, the project budget is increased to fund or partially fund three new subprojects (H) East SOMA, (I) Hayes Valley and (J) West SOMA Sewer Improvements. The overall schedule is maintained, as the new subprojects would be completed within the overall project duration.

10002652 - Kansas and Marin Streets Sewer Improvements

Description: The purpose of the Kansas and Marin Streets Sewer Improvements is to address the SSIP Level of Service (LOS) goals of managing stormwater from a statistically derived storm lasting 3-hours, with a total of 1.3-inches of rainfall and defined peak rainfall intensity (5-year 3-hour, LOS storm). The proposed project includes planning, environmental review, right-of-way, design, construction and closeout phases and assumes the following scope of work: Approximately 900 linear feet of 8-foot diameter tunnel installed using micro-tunnel boring machine (MTBM) construction method through SFPW’s Maintenance Yard; Two new reinforced concrete junction structures (including angled access manhole structures) to connect with the existing sewers, and design and construct surface restoration improvements associated with project completion.

Program: Interceptors / Tunnels and Odor Control	Project Status: Design	Environmental Status: Completed (CatEx)**
Project Cost:		Project Schedule:
Approved 	\$28.38 M	Approved Jun-13  Dec-23
Forecast 	\$30.00 M	Forecast Jun-13  Aug-24
Actual 	\$4.18 M	Project Percent Complete: 20.5%
		

Key Milestones:	Environmental** Approval	Bid Advertisement	Construction NTP	Construction Final Completion
Current Forecast	07/23/19✓	N/A	08/29/23	05/06/24

**Environmental approval (CatEx) was previously obtained for a sewer alignment located under private property, but project team was unsuccessful in negotiating the easement. In 2016, the project was re-baselined with a new sewer tunnel alignment, which is the Revised Project that is reflected in the current CEQA (CatEx) document.

Progress and Status:

During this quarter, the project team evaluated a deviation between the project’s original pre-SSIP design criteria and the current SSIP Level of Service (LOS) design criteria. The project team initiated a new Alternative Analysis Report (AAR) based on the current SSIP LOS design criteria, along with some additional sensitivity analysis to account for project specifics which may necessitate a higher design criteria.

Issues and Challenges:

The project is forecasting an increase in cost due to higher construction cost escalation rates, which have increased overall construction costs. Previously, the Request For Qualification (RFQ) package took longer than anticipated due to resource issues and the complexity of the design-build contract. Those delays impacted the overall schedule because the RFQ advertisement is on the critical path. Now based on the effort for the new AAR, the team has extended the schedule milestones for the design phase and adjusted the remaining phase durations to maintain the same project finish date. The project team will continue to evaluate the potential impacts to scope, cost, and schedule due to the new planning effort.



Kansas and Marin Micro-Tunnel Boring Machine Receiving Area

I. SSIP Quarterly Report

10002760 - Cargo Way Sewer Box Odor Reduction

Description: This project will install a new flush line to convey effluent flows from the existing Booster Pump Station to an existing sewer located on Cargo Way. The scope of work includes: Installation of approximately 4,000 LF of new HDPE pipe; Installation of backflow preventer at the flush line discharge; Utility coordination and relocation to make room for the flush line; Obtain CEQA approval (CatEx) and other necessary permits (such as Maher and BCDC) to implement the project; Establish MOU and agreements with SFMTA and SF Port; and Conduct public outreach to the community, including SF Port and its stakeholder.

Program: Interceptors / Tunnels and Odor Control	Project Status: Construction	Environmental Status: Completed (CatEx)
Project Cost:		Project Schedule:
Approved \$8.74 M	Approved Apr-15 Dec-22	
Forecast \$8.74 M	Forecast Apr-15 Dec-22	
Actual \$7.12 M	Project Percent Complete: 86.7%	

Key Milestones:	Environmental Approval	Bid Advertisement	Construction NTP	Construction Final Completion
Current Forecast	07/23/19✓	11/18/19✓	07/14/20✓	04/26/22

Progress and Status:

During this quarter, Contract WW-696, Cargo Way Flushline, continues with testing and commissioning of the flushline. A site walkthrough was performed and the Contractor is scheduling work to address comments from the project team.

Issues and Challenges:

None at this time.









Manhole Installation

10033106 - Geary BRT Sewer Improvements Phase 2

Description: SFMTA is implementing the Geary Bus Rapid Transit (BRT) Program and SFPUC will be a partner to replace/upgrade sewers along the Geary Corridor. Any sewer work required, whether it is sewer relocation, sewer rehabilitation or sewer replacement, will be undertaken as part of SFMTA’s project.

SFPUC has started the pre-planning effort in determining sewers that may need replacement due to age and/or condition. Approximately 2.2 miles of sewers on this Geary corridor, from Stanyan Street to 34th Avenue (Phase 2 of the BRT Program), and on nearby cross streets, have been identified as possibly needing replacement. The weighted average age of these sewers is 74 years.

Program: Interdepartmental Projects	Project Status: Planning	Environmental Status: Not Initiated
Project Cost:		Project Schedule:
Approved 	\$2.00 M	Approved Mar-18  Dec-23
Forecast 	\$2.00 M	Forecast Mar-18  Jun-23
Actual 	\$0.08 M	Project Percent Complete: 4.1%
		

Key Milestones:	Environmental** Approval	Bid+ Advertisement	Construction NTP+	Construction+ Final Completion
Current Forecast	01/05/23	N/A	N/A	N/A

+ All construction related activities will be completed under Phase 2 of SSIP.

** SFMTA is the project lead. The San Francisco County Transportation Authority (SFCTA) prepared the CEQA approval, except for the sewer and water scopes, which will be completed separately by SFPUC.

Progress and Status:

After SFMTA indicated that they will restart the design effort for Geary BRT Phase 2 in 2022, SFPUC Management agreed to implement a separate utility contract in advance of SFMTA’s surface contract. This project provides the pre-construction funding and construction funds are included in a separate and future project. The planning phase has been initiated for SFPUC to issue a water and sewer improvements contract ahead of Geary BRT Phase 2.







Issues and Challenges:

None at this time.

I. SSIP Quarterly Report

10002664 - Van Ness BRT Sewer Improvements

Description: The scope of sewer work includes the following: Construct approximately 20,000 LF of 12-inch to 54-inch diameter VCP and RCP sewers or HDPE sewers in steel casing between Mission Street and Lombard Street for a twin sewerage system along the entire corridor; Construct 187 concrete manholes along the new sewer alignment; Repair, replace, or construct approximately 2,215 LF of 6-inch or 8-inch side sewers and connect to the newly constructed main sewer; Construct 80 new concrete catch basins to ensure proper overland flow drainage around the proposed platforms and bulb-outs; Install 121 new cast iron water traps for existing catch basins to remain where connections to new main sewers are necessary; Construct approximately 2,200 LF of 10-inch diameter VCP culverts for new catch basins; Inspect newly constructed main sewers, side sewers and culverts by closed-circuit television (CCTV); Plug and fill to abandon approximately 1,800 LF of existing sewers where sewers are to be relocated.

Program: Interdepartmental Projects	Project Status: Construction	Environmental Status: Completed (EIR)
Project Cost:		Project Schedule:
Approved 	\$25.00 M	Approved Oct-13  Dec-21
Forecast 	\$25.00 M	Forecast Oct-13  Jun-23
Actual 	\$20.81 M	Project Percent Complete: 78.1%
		

Key Milestones:	Environmental** Approval	Bid Advertisement	Construction NTP***	Construction Final Completion
Current Forecast	See Note	N/A	01/16/18✓	06/30/22

** The San Francisco County Transportation Authority (SFCTA) and the Federal Transit Administration (FTA) completed an EIR/EIS for the Van Ness BRT project (NOD filed on September 13, 2013). SFMTA is the project lead and contracting authority. SFCTA prepared an EIR for CEQA approval, which includes the SFPUC funded sewer improvement.

*** CMGC contract was awarded by SFMTA and NTP was given to Walsh Construction on October 27, 2016. NTP for the sewer work was obtained on January 16, 2018.

Progress and Status:

In the previous quarter, the Substantial Completion (SC) date for the overall contract was anticipated for Spring 2022, but SFMTA has yet to issue SC. If the SC date continues to slip, the Final Completion date would likely be delayed. Claim negotiations, related to schedule delays and differing site conditions, continue between SFMTA and the contractor. The delay in the SC date and time needed to resolve outstanding claims will continue to impact the project budget and schedule.

Issues and Challenges:

As reported last quarter, the delay in the SC date and claims negotiations, as noted above, continue to be a concern.



Sewer completion along Van Ness

10002667 - Better Market Street Sewer Improvements - Phase 1

Description: In line with SSIP’s strategy to work with other City and County agencies on projects they initiated to protect value and function of wastewater facilities, SFPUC partnered with SFMTA and SFPW in the Better Market Street (BMS) State of Good Repair Program. This interdepartmental project will replace aging sewers. The SSIP will participate in this Program with the replacement of most of the sewers in Market Street, many of which are made of bricks and are over 100 years old in Market Street.

This project will consist of three blocks project on Market Street between 5th Street and 8th Street.

Program: Interdepartmental Projects		Project Status: Design		Environmental Status: Completed (EIR)	
Project Cost:			Project Schedule:		
Approved		\$15.00 M	Approved Jan-14		Sep-24
Forecast		\$15.00 M	Forecast Jan-14		Oct-28
Actual		\$1.82 M	Project Percent Complete: 16.3%		

Key Milestones:	Environmental** Approval	Bid Advertisement	Construction NTP	Construction Final Completion
Current Forecast	10/18/19✓	01/15/25	08/04/25	02/26/27

** SFPW is the project lead and contracting authority. They have received CEQA approval in 12/19, including SFPUC funded sewer improvements.

Progress and Status:

SFPUC’s proposed water and sewer scopes of work were deleted from the BMS Phase 1 Contract per the request of SFMTA and SFPW. To mitigate the risk of failure of sewer assets, the project team is coordinating with WWE/Sewer Operations to inspect the existing conditions of culverts that were originally part of the BMS Phase 1 Contract. Depending on the condition of the culverts, repair or replacement of the culverts may be initiated through this project. SFPUC’s sewer and water work on Market Street, between 5th to 7th Streets, are anticipated to be included in a future BMS contract (BMS Contract 2). SFPW and SFMTA will re-initiate the planning effort for BMS Contract 2 in May 2022 and SFPUC staff will be engaging in this planning effort. The extent of the scope is still in discussion between SFPW and SFMTA management and the lead-agency has not been determined.

Issues and Challenges:

As reported last quarter, the BMS Phase 1 Contract (led by SFPW) is proceeding without SFPUC’s proposed water and sewer work. The schedule delay reflects the proposed water and sewer work that is postponed to be included in future BMS Contract 2.









Better Market Street – Rendering of proposed project

I. SSIP Quarterly Report

10002670 - Geary BRT Sewer Improvements Phase 1

Description: SFMTA is implementing the Geary Bus Rapid Transit (BRT) Program and SFPUC will be a partner to replace/upgrade sewers along the Geary Corridor. SFPUC had previously determined to separately implement the required sewer rehabilitation and/or sewer replacement as a SFPUC contract.

This project includes replacement or rehabilitation of existing 6-inch to 18-inch diameter circular sewers and 3-foot by 5-foot non-circular egg-shaped brick sewers. Approximately 1.5 miles of sewers along this corridor, on Geary Boulevard from Franklin to Masonic (Phase 1 of the BRT Program), and on nearby cross streets, have been identified as possibly needing replacement. The weighted average age of these sewers is 78 years. Cost information provided below is based on the net present value of the initial screening and will change once project proceeds to design phase.

Program: Interdepartmental Projects	Project Status: Construction	Environmental Status: Completed (CatEx)
Project Cost:		Project Schedule:
Approved 	\$12.90 M	Approved Jan-14  Jul-21
Forecast 	\$11.32 M	Forecast Jan-14  Dec-22
Actual 	\$10.66 M	Project Percent Complete: 97.6%
		

Key Milestones:	Environmental** Approval	Bid+ Advertisement	Construction NTP+	Construction+ Final Completion
Current Forecast	04/17/17✓	(A) 03/21/18✓ (B) N/A	01/07/19✓ 02/19/20✓	01/25/21✓ 04/14/22

+ Project has 2 construction contracts: WW-674R and Geary Rapid West Surface.

** SFMTA is the project lead. The San Francisco County Transportation Authority (SFCTA) prepared the CEQA approval, except for the sewer and water scopes, which were separately completed by SFPUC.

Progress and Status:

WW-674R: Financial closeout activities continue.

Geary Rapid West Surface Contract: The sewer scope was completed in March 2021, with contract Substantial Completion (SC) in September 2021. There's a 3-year plant establishment period required before the project Final Completion (FC) date can be established, which will delay the FC of this contract and extend the overall project end date.

Issues and Challenges:

The construction FC date is extended to reflect a small portion the 3-year plant establishment period.









Geary Rapid Project Ribbon Cutting Ceremony

10002776 - Taraval Sewer Improvements

Description: SFMTA is implementing the L Taraval Transit Improvements Program and SFPUC will be a partner to replace/upgrade sewers along the Taraval Corridor. Any sewer work required, whether it is sewer relocation, sewer rehabilitation or sewer replacement, will be undertaken as part of SFMTA’s project.

The scope of the sewer work includes replacing approximately 19,000 LF of 12-inch to 36-inch diameter iron stone pipe (ISP), vitrified clay pipe (VCP), reinforced concrete pipe (RCP), or concrete sewers along Taraval Street between 15th Avenue and 46th Avenue, and Ulloa Street between Forest Side Avenue and 15th Avenue for a twin sewerage system.

Program: Interdepartmental Projects	Project Status: Construction	Environmental Status: Completed (CatEx)
Project Cost:		Project Schedule:
Approved 	\$34.69 M	Approved Mar-16  Dec-23
Forecast 	\$34.50 M	Forecast Mar-16  Jul-25
Actual 	\$9.81 M	Project Percent Complete: 28.8%
		

Key Milestones:	Environmental** Approval	Bid*** Advertisement	Construction NTP+	Construction+ Final Completion
Current Forecast	(A) 04/17/17✓ (B) 04/17/17✓	10/02/18✓ 01/21/21✓	07/01/19✓ 12/01/21✓	07/02/21✓ 08/16/24

+ Segment A (SF Zoo to Sunset Blvd – No 1306) and Segment B (Sunset Blvd to West Portal – No 1308)

** SFMTA is the project lead and contracting authority. The San Francisco County Transportation Authority (SFCTA) prepared the CEQA approval, except for the sewer and water scopes, which were separately completed by SFPUC.

*** Segment B was originally advertised on June 20, 2019 with bid opening held on September 12, 2019 and was re-bid on January 21, 2021.

Progress and Status:

The Segment A Contract: Project closeout continues.

The Segment B Contract: In this quarter, the Commission approved the agenda item and authorized the General Manager to negotiate and finalize the cost-sharing Memorandum Of Understanding between SFPUC and SFMTA. Construction work began last quarter and continues.

Issues and Challenges:

As reported last quarter, the project completion has been extended to show the revised duration for Segment B construction.









Contractor excavating sewer trench line from north manhole downstream to the existing manhole at the intersection of 34th Ave and Taraval Street.

I. SSIP Quarterly Report

10002419 - Force Main Rehab at Embarcadero and Jackson Streets

Description: This project consists of: Rehabilitate approximately 190 LF of the NSFМ that is located outside the Jackson Street Transport/Storage Box (JST) by installing a 28-inch outside diameter, DR26 HDPE pipe; Replace approximately 50 LF of the NSFМ that is located outside the JST and underneath the Jackson combined sewer discharge; Construction of a valve, valve-vault and associated mechanical/electrical controls to allow WVE Operations to direct combined sewage flows to either the NSCFM or to the existing NSFМ; Establish a Memorandum of Understanding and agreements with SF Port and the Port's tenant for the temporary construction and permanent O&M easement for the NSFМ asset; Obtain CEQA approval (Mitigated Negative Declaration - MND) for the project; Perform public outreach to the community, including stakeholders along SF Port's waterfront area; Implement bike lane detour; Mitigate unforeseen site conditions; and Relocate utility conflicts.

Program: Pump Stations and Force Main Improvements	Project Status: Construction	Environmental Status: Completed (MPM)
Project Cost:		Project Schedule:
Approved  \$11.01 M	Approved Jul-14  Sep-22	
Forecast  \$11.01 M	Forecast Jul-14  Sep-22	
Actual  \$9.91 M	Project Percent Complete: 91.4%	
		

Key Milestones:	Environmental Approval	Bid** Advertisement	Construction NTP	Construction Final Completion
Current Forecast	08/16/16✓	08/06/19✓	06/01/20✓	04/25/22

** Contract was originally advertised on 5/15/17 and will be re-bid after the field investigations are completed under CWW/SIP/SSR09.

Progress and Status:

During this quarter, the project established Substantial Completion. Final Completion has been extended to April 2022 due to long lead times from supply chains for mechanical and electrical parts, with no impact to the project completion.

Issues and Challenges:







None at this time.



Grouting of new pipe at new underground concrete pipe

10026828 - Mariposa Dry-Weather Pump Station & Force Main Improvements

Description: The proposed project consists of the following: Increase the dry weather pump capacity to handle a peak flow rate of 5.0 MGD; Demolish existing pump station building, underground structure, wet well, electrical system, and associated assets to make room for a new pump station; Obtain Art Commission approval; Obtain CEQA (CatEx) approval and other necessary permits (BCDC, Maher’s Ordinance, etc.) to construct the improvements; Construct a new pump station building, underground structures, and wet well by expanding the existing easement with SF Port; Construct new MCCs, DCS, PLC, panels, power service, and level monitoring system; Obtain permanent power supply from Power Enterprise; Replace the existing dry weather force main with a new larger diameter force main; Utility coordination and/or relocation related to the force main enlargement; Revise the existing MOU with SF Port to include additional permanent ROW needed for the new pump station (with an upfront payment for the 66-year lease); and Conduct public outreach to the community, including SF Port and its stakeholders.

Program: Pump Stations and Force Main Improvements	Project Status: Construction	Environmental Status: Completed (CatEx)
Project Cost:		Project Schedule:
Approved 	\$31.93 M	Approved Jul-14  Dec-22
Forecast 	\$31.93 M	Forecast Jul-14  Dec-22
Actual 	\$28.63 M	Project Percent Complete: 92.7%
		

Key Milestones:	Environmental Approval	Bid Advertisement	Construction NTP	Construction Final Completion
Current Forecast	04/25/17✓	04/04/18✓	01/28/19✓	06/27/22

Progress and Status:

During this quarter, pump station testing was performed, and the construction team continues to work towards addressing comments to turnover the station. The site restoration activities were initiated. The contract final completion was extended due to challenges encountered during start-up and commissioning and time extension was negotiated and agreed to with the construction team.

The construction of force main work under Contract DB-128R2 has been completed, and staff continues to negotiate construction claims with the design-builder, and work towards final completion.

Issues and Challenges:

None at this time.









Completed Mechanical Piping

I. SSIP Quarterly Report

10037251 - Seacliff No. 1 PS & FM Upgrade

Description: The purpose of this project is to replace Seacliff No. 1 PS and FM, in accordance with the Operational Reliability LOS Goal (Performance Requirements & Water Quality). This project includes planning (including condition assessment, needs identification, alternative analysis and conceptual engineering), design, right-of-way, environmental, bid and award, construction and closeout phases. Although the project scope depends on the outcome from the planning phase and scope freeze efforts, the current schedule and budget include the following assumptions and scopes of work: Replacement of pump station and wet-well at its existing location; Replacement of approximately 930 linear feet of 8-inch force main at the same alignment; Installation of a new connection from new pump station to CSD 005; Installation of flow monitoring devices for post-storm evaluation; Installation of floatable controls at the overflow structure to CSD 005; Installing a redundant pump for 'n+1' redundancy during wet weather.

As the current sewer assets are partially located on Federal/GGNRA property, substantial efforts with right-of-way coordination, environmental and other permitting is required. Potential impacts from the permitting and ROW coordination will be better quantified as the project progresses.

Program: Pump Stations and Forcemain Improvements	Project Status: Planning	Environmental Status: Active (CatEx)
Project Cost:		Project Schedule:
Approved 	\$13.06 M	Approved Dec-20  Dec-29
Forecast 	\$14.68 M	Forecast Dec-20  Dec-26
Actual 	\$0.57 M	Project Percent Complete: 2.9%
		

Key Milestones:	Environmental Approval	Bid Advertisement	Construction NTP	Construction Final Completion
Current Forecast	07/11/23	12/14/23	05/13/24	11/12/25

Progress and Status:

During this quarter, the project team completed the Needs Assessment Report/Alternative Analysis Report (NAR/AAR) and is proceeding with Conceptual Engineering Report (CER).

Issues and Challenges:







As reported last quarter, the forecasted project budget has increased by \$1.6M to include additional analyses and evaluation during NAR/AAR process and escalation costs. The forecasted project duration has been reduced to reflect the shortening of the design duration based on current right-of-way needs.



Seacliff Pump Station No.1

10037246 - Seacliff No. 2 PS & FM Upgrade

Description: The purpose of this project is to rehabilitate Seacliff No. 2 PS and FM, in accordance with the Operational Reliability Level-of-Service Goals (State of Good Repair). This project includes Planning (including condition assessment, needs identification, alternative analysis and conceptual engineering), for the following scope of work and assumptions: assume existing PS can be rehabilitated and upgraded to meet current building codes; replace the three submersible pumps in kind (47 horsepower pumps); replace other mechanical and process equipment, including existing crane, bubbler system, piping, valves, inlet gate and operator, water system components, and washdown pump; provide protective coating to all exposed metal piping, fittings, and valves; replace all electrical equipment; upgrade fiber optic connection; address PS security needs, including providing perimeter camera, access key box at gate, egress compliant gate hardware and level lockset or panic hardware exit devise and solid panel surrounding lock; and replace existing eight-inch force main with 16-inch force main in the same alignment.

Program: Pump Stations and Force-main Improvements	Project Status: Planning	Environmental Status: Not Initiated
Project Cost:		Project Schedule:
Approved 	\$16.84 M	Approved Dec-20  Sep-29
Forecast 	\$19.32 M	Forecast Dec-20  Jan-28
Actual 	\$0.46 M	Project Percent Complete: 3.2%
		

Key Milestones:	Environmental Approval	Bid Advertisement	Construction NTP	Construction Final Completion
Current Forecast	04/25/23	03/25/24	07/26/24	10/26/26

Progress and Status:

During this quarter, the planning phase continues with conceptual design and seismic evaluation of the existing building.

Issues and Challenges:

As reported last quarter, the project cost is forecasting an increase due to the additional scope. The schedule of the project was reduced because right of way agreements are not anticipated.









Seacliff No. 2 Pump Station and the CSD 007 discharge location at Baker Beach

I. SSIP Quarterly Report

10037303 - Sunnydale PS Safety Improvements

Description: The purpose of this project is to meet the Health, Safety and Security Level-of-Service Goal. Longer-term improvements at this station are in a separate project and scheduled later in the capital improvement program. This project includes Planning (including condition assessment, needs identification, alternative analysis and conceptual engineering), Design, Right-of-Way, Environmental, Bid and Award, Construction and Closeout Phases. Although the project scope depends on the outcome of the Planning Phase, the project includes the following scope of work and assumptions: Address safety risks from groundwater intrusion; Address Security Concerns, including: Install new security signage and upgrade lighting to dusk-activated LED lighting; Upgrade card readers and door contacts at all perimeter doors; Add interior presence sensing, connected to an intrusion detection panel and alarming to security; Furnish, install and configure video recording servers, management server and analytic servers including uninterruptable power supplies; Install video camera units and local recording; Evaluate and add gas detection system; Add site lighting at egress penthouse and entrance to station.

Program: Pump Stations and Forcemain Improvements	Project Status: Planning	Environmental Status: Active
Project Cost:		Project Schedule:
Approved 	\$5.03 M	Approved Dec-20  May-26
Forecast 	\$15.54 M	Forecast Dec-20  May-26
Actual 	\$0.29 M	Project Percent Complete: 2.2%
		

Key Milestones:	Environmental Approval	Bid Advertisement	Construction NTP	Construction Final Completion
Current Forecast	03/31/23	08/03/23	02/26/24	05/27/25

Progress and Status:

During this quarter, the project team continues with the drafting of combined Needs Assessment Report/Conceptual Engineering Report. The corrosion assessment was completed this quarter and a draft report is under review. Project team is evaluating recommendations in the draft report as some are currently not a part of the scope.

Issues and Challenges:

The project cost is forecasting an increase due to the additional scope.








Sunnydale Pump Station

10038446 - Geary Underpass PS Safe Access Enhancements

Description: This project aims to improve access in and around the Geary Underpass Pump Station, in accordance with the Health, Safety, and Security LOS goal. This includes: Investigate options to improve maintenance access; Improve lighting and accessibility improvements to remove and replace pumps; Verify overhead mounted underpass lighting and install lighting near entrance, if none is present; Add handrail at entry steps, add ladder fall protection, and upgrade the guardrail at the well opening; Modify or replace stair guardrails where openings exceed 21 inches clear and at height < 42 inches; Provide handrails on both sides of stairs.

Geary Underpass Pump Station (PS) was constructed in 1960 and operates in wet weather to manage overland flows that collect at the Geary Boulevard underpass located near Fillmore Street. Existing access to this PS poses a hazard to operation and maintenance staff, who must walk beside high traffic areas and on a narrow pathway to reach the PS.

Program: Pump Stations and Forcemain Improvements	Project Status: Planning	Environmental Status: Not Initiated
Project Cost:		Project Schedule:
Approved 	\$1.06 M	Approved Sep-21  Jul-27
Forecast 	\$1.85 M	Forecast Jan-22  May-26
Actual	\$0.00 M	Project Percent Complete: 0.1%
		

Key Milestones:	Environmental Approval	Bid Advertisement	Construction NTP	Construction Final Completion
Current Forecast	12/09/22	03/26/24	06/20/24	05/20/25

Progress and Status:

During this quarter, the project was initiated with minimal expenditures during this reporting period. The project team performed site visits.

Issues and Challenges:

The project budget was updated, which reflects the updated construction cost with associated mark-ups and escalation, and the associated soft cost support needed to deliver the project. The project schedule reflects delivery of the project using a job order contract vehicle.









Entrance to Geary Underpass Pump Station

I. SSIP Quarterly Report

10037245 - Brannan (019) CSD Gate & Baffle Rehab

Description: Scope of work for these CSDs are based on historical performance and WVE Operations video inspection records. The butterfly discharge valve is not working properly, thus the combined flow discharge get interrupted, when valve is not opening. In addition, the flap valve at the end of is stuck in open position and the CSD lacks baffle to control the floatables.

The components of the project at Brannan Combined Sewer Discharge (CSD) involves: Improving the discharge system either by restoring the weirs and passive system or repair of mechanical system and valve and actuator; Replace the flap gate with an inline check valve or another flap gate; Install baffle for floatables control; Conduct concrete patching and repair works and repair exposed rebar; Replace the access ladder.

Program: CSD and Transport/Storage Structures	Project Status: Planning	Environmental Status: Not Initiated
Project Cost:		Project Schedule:
Approved 	\$6.93 M	Approved Dec-20  Aug-25
Forecast 	\$7.95 M	Forecast Dec-20  May-26
Actual 	\$0.12 M	Project Percent Complete: 0.9%
		

Key Milestones:	Environmental Approval	Bid Advertisement	Construction NTP	Construction Final Completion
Current Forecast	05/02/23	08/17/23	03/11/24	03/12/25

Progress and Status:

The work on the Conceptual Engineering Report continued in this quarter and is expected to be complete in the upcoming quarter.

Issues and Challenges:







As reported last quarter, the forecasted delay in project completion and the additional budget are due to anticipated added scope for backup relief weir, further tests and studies regarding the butterfly valve hydraulic lines.



Non-operational butterfly valve at Brannan CSD

10037244 - Baker (009) Baffle Improvements

Description: The components of the project at Baker CSD involve the following: install a baffle on the east overflow weir; repair or replace western array of valves to stop leaking; repair eastern array of valves to prevent leaking; repair or replace deteriorated metal plumbing pipes; repair minor defects including missing aggregate and infiltration in connecting sewer; and patch and coat minor exposed aggregate in former Dissolved Air Flootation (DAF) chamber.

Program: CSD and Transport/Storage Structures		Project Status: Design	Environmental Status: Not Initiated	
Project Cost:		Project Schedule:		
Approved	 \$2.26 M	Approved Dec-20		Mar-24
Forecast	 \$2.86 M	Forecast Dec-20		Aug-24
Actual	 \$0.17 M	Project Percent Complete: 2.5%		
				

Key Milestones:	Environmental Approval	Bid Advertisement	Construction NTP	Construction Final Completion
Current Forecast	07/01/22	10/27/22	05/18/23	11/17/23

Progress and Status:

The 35% design was completed in this quarter. Team will review and finalize it in the upcoming quarter.

Issues and Challenges:

As reported last quarter, the forecasted delay in project completion and the additional budget are due to additional time in planning and defining scope of this project.








Corroded Baffle support at Baker Street CSD

I. SSIP Quarterly Report

10038468 - System-wide CSD & T/S Monitoring Equipment Assessment

Description: The project involves a system-wide assessment of WWE's CSD monitoring equipment for wet weather operations and reporting. The assessment may provide recommendations for replacement or relocation of sensors, calibration needs, technology upgrades, transfer from hard-wired to radio, new installations, additional access, or other recommendations. As an allowance, the project cost assumes replacement and conversion to wireless communication for existing sensors at the following CSD locations: CSD 001 - Lake Merced (3 sensors), CSD 002 - Vicente (3 sensors), CSD 003 - Lincoln (3 sensors), CSD 005 - Seacliff 1 (3 sensors), CSD 007 - Seacliff 2 (2 sensors), CSD 009 - Baker (1 sensor, relocated from Pierce CSD), CSD 025 - 6th Street (1 sensor), CSD 029 - Mariposa (3 sensors), CSD 031A - Islais Creek (1 sensor), CSD 041 - Yosemite (1 sensor) and CSD 043 - Sunnydale (1 sensor). An additional allowance of \$2,000,000 is also included for reliability improvements of sensors at other CSD locations based on the assessment results.

Program: CSD and Transport/Storage Structures	Project Status: Planning	Environmental Status: Not Applicable
Project Cost:		Project Schedule:
Approved 	\$9.29 M	Approved Jul-21  Sep-26
Forecast 	\$9.29 M	Forecast Jan-22  Feb-27
Actual	\$0.00 M	Project Percent Complete: 0.2%
		

Key Milestones:	Environmental Approval	Bid Advertisement	Construction NTP	Construction Final Completion
Current Forecast	N/A	03/04/24	08/01/24	08/31/26

Progress and Status:

This project was initiated with minimal expenditures during this reporting period. The project team is evaluating the project scope of work, objectives, and goals. The team is in the initial steps of strategizing how to best execute and deliver this project.

Issues and Challenges:






The project initiation delay is due to the re-evaluation effort of whether to cancel this project or re-prioritize it to start later within SSIP's overall execution schedule. The project scope was refined to better address WWE's needs, as a result of the re-evaluation.



Existing field instrumentation equipment installed in a sewer manhole

10038547 - CSD Structure Rehab & Upgrades - Part 1

Description: Laguna (CSD 011): Clean and prepare pipe for decommissioning; Remove debris, and seal cracks; Demolish existing items; Relocate and/or cap existing utilities; Install permanent bulkheads at the seawall and Marina T/S Box; Apply anticorrosive coating to exposed ferrous metals; Perform dewatering; Install cellular concrete; Remove access manholes and backfill; Howard (CSD 018): Improve floatables control; Repair butterfly valve; Replace conduit; Patch and coat concrete and exposed rebar; Repair missing bricks and mortar; Seal cracks; Fourth St. North (CSD 023): Patch and coat concrete defects and exposed rebar; investigate potential pipe sag; repair missing bricks and mortar; seal cracks and fractures; Mariposa (CSD 029): Patch and coat concrete and exposed rebar; seal cracks; repair cracks and fractures; repair or replace manhole cover and ladder rungs; replace monitoring line brackets; Evans (CSD 037): Seal infiltration cracks and holes; patch and repair concrete defects; patch and repair exposed rebar and missing aggregate; repair or replace baffle brackets; Lake Merced (CSD 001): Seal infiltration cracks and holes; patch and coat concrete defects and exposed rebar; Lincoln CSD (003): Seal infiltration cracks and holes, patch and coat concrete defects and exposed rebar; seal cracks and fractures, remove abandoned-in-place flow monitoring equipment and cables.

Program: CSD and Transport/Storage Structures	Project Status: Planning	Environmental Status: Not Initiated
Project Cost:		Project Schedule:
Approved 	\$36.38 M	Approved Jul-21  Sep-28
Forecast 	\$39.65 M	Forecast Jan-22  Jan-29
Actual	\$0.00 M	Project Percent Complete: 0.0%
		

Key Milestones:	Environmental Approval	Bid+ Advertisement	Construction NTP+	Construction+ Final Completion
Current Forecast	(A) 09/28/23	02/14/24	07/01/24	07/30/25
	(B) 04/05/24	07/31/24	01/02/25	12/31/25
	(C) 04/04/25	07/31/25	01/02/26	12/31/26
	(D) 04/07/26	08/03/26	01/04/27	12/30/27

+ Project has 4 subprojects: A) Laguna & Howard Streets CSDs; (B) Mission Bay CSD; (C) TBD #1; and (D) TBD #2.

Progress and Status:

Project was initiated with minimal expenditures during this reporting period. The engineering work plans were approved, and the team started reviewing the prioritization of the Combined Sewer Discharges (CSDs) and grouping them based on priority.







Issues and Challenges:

The project is forecasting an increase in cost for construction and associated soft costs due to escalation. And there is a schedule variance to include the additional time needed during pre-planning to re-prioritize the CSDs and refine the subproject schedules.

I. SSIP Quarterly Report

10002303 - Beach and Sansome Street CSD Rehabilitation

Description: Scope of work for these CSDs are based on historical performance and WWE Operations video inspection records include: (1) Beach Street CSD: cleaning and specific condition assessment of the asset; providing necessary ventilation; inspecting baffles and restoring baffle, if needed; inspecting weirs and repairing crack at the weir; repairing corroded metal ceiling; and installing a backflow prevention system and (2) Sansome Street CSD: cleaning and specific condition assessment of the asset; providing necessary ventilation; repairing necessary concrete crack and spalling, exposed rebar, and an I-beam; replacing butterfly valve seals; and installing a backflow prevention system.

Program: CSD and Transport/Storage Structures	Project Status: Construction	Environmental Status: Completed (CatEx)
Project Cost:		Project Schedule:
Approved 	\$6.00 M	Approved Mar-16  Aug-21
Forecast 	\$5.60 M	Forecast Mar-16  May-22
Actual 	\$4.99 M	Project Percent Complete: 90.4%
		

Key Milestones:	Environmental+ Approval	Bid+, ** Advertisement	Construction NTP+	Construction+ Final Completion
Current Forecast	(A) 02/16/18✓ (B) 07/06/18✓	03/01/18✓ 12/10/18✓	06/29/18✓ 06/17/19✓	12/27/18✓ 01/23/21✓

+ Project includes multiple construction contracts: (A) Beach Street (JOC-59-23, and JOC-59-29 for warranty work) and (B) Sansome Street.

**Sansome Street contract (WW-683R) was re-advertised.

Progress and Status:

(A) The new longitudinal valve that was installed in the last quarter has been leaking. The team designed a fix and the contractor installed another valve with a modified frame in this quarter. Minor cleaning and finish work remains and will be completed in the upcoming quarter.

(B) The work on closing the WW-683R contract continued in this quarter and is expected to be completed in the upcoming quarter.

Issues and Challenges:

Closing the contract WW-683R has been taking longer than anticipated, thus the project completion is delayed. In addition, the late start of the warranty work for the backflow valve in the Beach St. Combined Sewer Discharge (CSD) contributed to the extended project completion. At award of WW-683R in 2019, the project budget was forecasted at \$4.2M. Due to change orders associated with WW-683R, the approved project budget was increased to \$6M. And now, the current forecast project budget has been reduced due to savings in the construction support costs.









Final walk-through inspection of Sansome St. CSD backflow preventer control valve

10002344 - CSD Backflow Prevention and Monitoring

Description: This project involves developing and implementing a CSD and conveyance monitoring plan to gather data on the salinity in the whole collection network to be able to locate potential infiltration sources in the collection system and then verify performance once improvements (implemented through SFPUC’s R&R Program) have been completed. It is anticipated that the monitoring program will consist of CSD monitoring, as well as monitoring of conveyance systems (pump stations, trunk-line, and mobile sites).

The scope also includes planning, design and installation of backflow preventers at selected CSD outfalls, which may include engineering survey of CSD weir elevations and lengths. Backflow preventers will be installed in a phased and monitored approach, with the following priority CSD outfalls considered based on locations with the potential for highest inflow in the system for the same tide: CSD 17 – Jackson Street, CSD 10 – Pierce Street, and CSD 40 – Griffith Street.

The project scope will be fluid and subject to change based on monitoring results.

Program: CSD and Transport/Storage Structures	Project Status: Construction	Environmental Status: Completed (CatEx)
Project Cost:		Project Schedule:
Approved 	\$12.04 M	Approved Jul-16  Sep-22
Forecast 	\$11.76 M	Forecast Jul-16  Dec-22
Actual 	\$7.47 M	Project Percent Complete: 81.3%
		

Key Milestones:	Environmental+ Approval	Bid+ Advertisement	Construction NTP+	Construction+ Final Completion
Current Forecast	10/29/19✓	05/22/20✓	10/19/20✓	05/31/22

+ In addition to monitoring, this project has combined the multiple construction locations: Pierce Street and Jackson & Griffith Street to one construction contract under WW-702R.

Progress and Status:

Construction work for the Jackson Combined Sewer Discharge (CSD) was completed in this quarter. The Griffith CSD concrete wall was completed in this quarter as well. The substantial completion of WW-702R has been delayed by about a week due to unfavorable tides, but will be achieved in early next quarter.

Issues and Challenges:

The construction completion has been delayed due to project stoppage pending permits for the work in Griffith CSD and the delay in completing Jackson. The forecast project budget has been adjusted to include savings from having received lower than anticipated construction bid.









Inspection of walls/ceiling inside Jackson Sewer after shotcrete and the backflow valve installation

I. SSIP Quarterly Report

10026810 - Yosemite Green Infrastructure

Description: The upper reach of the Yosemite Creek Daylighting project would daylight the creek along a portion of the historic creek path, from Yosemite Marsh in McLaren Park to Woolsey and Hamilton Streets. This project diverts flows from the sewer using swales, vegetated channels, rain gardens, piped sections and a constructed wetland/detention basin/bio-swale system. This project is also referred to as “Upper Yosemite Creek Daylighting”. This project will provide plant establishment and/or monitoring of the following GI projects, Islais Creek, Sunset, North Shore, Lake Merced, Sunnydale, Richmond, Channel and Yosemite.

Program: Early Implementation Projects	Project Status: Planning	Environmental Status: Completed (CatEx)		
Project Cost:		Project Schedule:		
Approved 	\$17.10 M	Approved Dec-12 	Jun-26	
Forecast 	\$20.79 M	Forecast Dec-12 	Oct-27	
Actual 	\$3.77 M	Project Percent Complete: 26.1%		
				
Key Milestones:	Environmental Approval	Bid Advertisement	Construction NTP	Construction Final Completion
Current Forecast	08/15/17✓	03/06/23	08/02/23	07/03/25

Progress and Status:

The Memorandum of Understanding for the Upper Yosemite Creek Daylighting Early Implementation Project between the San Francisco Recreation and Park Department was authorized by the Commission on 1/11/2022. On 3/8/2022, the contract for PRO.0123 – Engineering Services for Green Infrastructure was awarded by the Commission to the JV consultant team Brown & Caldwell/SRT. Next quarter, following contract signatures, the task order for design services will be negotiated.

Issues and Challenges:







The procurement of design services has required more time than anticipated. Consequently, the forecast project schedule has been extended to reflect this delay. Due to delays associated with procurement of a design consultant that extended the project schedule, construction cost escalation increased. The budget variance results directly from rising construction costs.



Yosemite Station along Wayland Street provides outdoor educational opportunities for creek restoration and ecology.

10026816 - Wawona Area Stormwater Improvement Project

Description: The objective of this project is to minimize flooding at the intersection of 15th Avenue and Wawona Street and manage stormwater in the surrounding neighborhood. The intersection of 15th and Wawona has been susceptible to recurring flooding associated with moderate and heavy storms and do not meet the defined SSIP level of service. This intersection is lower in elevation than the surrounding areas and when the sewers fill to capacity in large storms, the excess stormwater runoff and manhole surcharges travel downstream and reach the intersection, resulting in ponding water on adjacent properties. This project will divert combined sewer flows from the existing sewer upstream of the intersection into a new sewer pipe on Vicente Street, extending from Wawona Street to 34th Ave.

Program: Watershed Stormwater Management	Project Status: Construction	Environmental Status: Completed (CatEx)
Project Cost:		Project Schedule:
Approved 	\$45.00 M	Approved Jul-16  Jul-24
Forecast 	\$38.90 M	Forecast Jul-16  Dec-24
Actual 	\$8.61 M	Project Percent Complete: 24.3%
		

Key Milestones:	Environmental Approval	Bid Advertisement	Construction NTP	Construction Final Completion
Current Forecast	06/01/20✓	10/30/20✓	07/26/21✓	03/12/24

Progress and Status:

The construction work continued in this quarter. Contractor started installing sewer pipes from 34th Ave toward 19th Ave. During the month of January, the contractor occupied the block between 19th and 20th avenues for driving trenchless shaft.

Issues and Challenges:

Similar to last quarter, the project budget forecast is less due to the construction contract bid being below the engineer’s estimate. Additionally, the construction final completion and the project completion dates are delayed by 5 months due to the late finish of the Bid and Award Phase.









Microtunneling at jacking pit on Vicente Street between 19th and 20th Avenues. Lowering pipe segment--into the shaft.

I. SSIP Quarterly Report

10029726 - Watershed Stormwater Management (Planning Only)

Description: This project includes planning and preliminary design support for the watershed stormwater management and implementation of green infrastructure projects. This Watershed Stormwater Management Project planning effort will conduct ongoing smaller and localized watershed assessments as needed to ensure that the prioritized projects are responsive to changing neighborhood conditions and new data. Issues continuing to evolve include: changes in regulations, ordinances and codes such as the Non-potable Ordinance, drought, reductions in dry weather flow, the development of surface flooding solutions, sea level rise, emerging one water technologies and the formation of new neighborhood plans and district As a result of this work GI capital project planning will reflect the best state of knowledge about the Collection System.

Program: Watershed Stormwater Management	Project Status: Planning	Environmental Status: Not Applicable
Project Cost:		Project Schedule:
Approved 	\$9.00 M	Approved Jul-16  Jun-22
Forecast 	\$19.00 M	Forecast Jul-16  Jun-32
Actual 	\$6.09 M	Project Percent Complete: 66.1%
		

Key Milestones:	Environmental Approval	Bid Advertisement	Construction NTP	Construction Final Completion
Current Forecast	N/A	N/A	N/A	N/A

Progress and Status:







Similar to last quarter, the project team provided technical support for Flood Resilience Programmatic Strategies, green infrastructure projects and programs, and billing system upgrades. Flood resilience work included interdepartmental coordination for flood resilient building code modifications, development of flood elevations for the 100-Year Storm Flood Risk Map, and development. During the current quarter, the project team coordinated with San Francisco Recreation and Park Department on the Buchanan Street Mall green infrastructure project and continued to provide technical support for the Green Infrastructure Grant Program. Work on Upper Islais Creek Watershed Plan continued as the team developed project concepts and watershed scenarios to manage flooding in the key Alemany corridor.

Issues and Challenges:

The project budget was increased, and the schedule extended to provide \$1M per year for the next 10-years. Ongoing funding for green infrastructure planning efforts is necessary to respond to regulatory requirements and evolving objectives and programs associated with green infrastructure stormwater management. Starting in FY22-23, flood resilience and green infrastructure planning activities will no longer be funded under the same project (GI01). A separate project for flood resilience planning (FR01) will be established, facilitating more targeted reporting.

10034553 - Green Infrastructure Grant Program (GIGP)

Description: The Green Infrastructure Grant Program (GIGP) offers grants to large public and private property owners to manage stormwater onsite and improve the performance of the collection system during wet weather. The Green Infrastructure Grant Program (GIGP) was established with several objectives: to manage stormwater using green infrastructure, to manage stormwater cost effectively, and to provide customers impacted by the anticipated stormwater cost allocation a mechanism to reduce their stormwater runoff and fees. The grant will cover the costs of design and construction of an approved stormwater management feature, such as rain gardens, permeable pavement, cisterns, and vegetated roofs. The maximum grant award is \$765,000 per acre of impervious surface managed, up to \$2 million in funding. Maintenance responsibility for the GI lies with the property owner and inspection responsibility with the SFPUC. In order for an application to be considered for funding, the project must meet minimum criteria including: managing stormwater runoff from a minimum impervious area of 0.5 acres; capturing the 90th percentile storm (0.75-inch depth) with the proposed green infrastructure features; and providing co-benefits to the community. The SFPUC has allocated \$25M from FY18 - FY27 for the program. The program will be administered by the SFPUC Wastewater Enterprise with project management support from the Infrastructure Division.

Program: Watershed Stormwater Management	Project Status: Construction	Environmental Status: Not Applicable
Project Cost:		Project Schedule:
Approved 	\$25.00 M	Approved Jul-18  Jun-29
Forecast 	\$61.32 M	Forecast Jul-18  Jun-33
Actual 	\$2.67 M	Project Percent Complete: 6.8%
		

Key Milestones:	Environmental Approval	Bid Advertisement	Construction NTP	Construction Final Completion
Current Forecast	N/A	N/A	N/A	N/A

Progress and Status:

This quarter two new Green Infrastructure Grant applications were received. No new projects were awarded Green Infrastructure Grants. Lycee Francais SF Ortega Campus completed design and began construction during the first quarter. St. Thomas More School continued project design. The project team updated the Green Infrastructure Grant Program Guidelines and will seek Commission approval for the changes next quarter. Among other changes, the cap on planning and design costs will increase from 20% to 30% of the total grant award to account for the full cost of green infrastructure project delivery and support the program’s equity, co-benefit, and partnership goals.

Issues and Challenges:

The PUC WWE has identified the Green Infrastructure Grant Program as a cost-effective tool to increase the volume of stormwater managed by green infrastructure in San Francisco. The increase to the project schedule and budget variance reflects the WWE’s commitment to maximize the impact of green infrastructure stormwater management via grants to private parcel owners in San Francisco.









Concept Plan for St. Thomas Moore Greek Orthodox Church

I. SSIP Quarterly Report

10029730 - Operational Decision System Phase 2

Description: This project would integrate available data in the collection system (levels, flows, pump status, etc.) with rainfall prediction data (from National Oceanic and Atmospheric Administration). The rainfall prediction data will be coupled with WWE's collection system hydraulic model to project the likely impact of approaching storms and generate specific operational recommendations for managing flows. Phase 2 builds upon Phase 1 (CWWSIPFCRP02) for a citywide installation.

Program: Advanced Rainfall and Operation Decision System		Project Status: Construction		Environmental Status: Not Applicable	
Project Cost:			Project Schedule:		
Approved		\$6.72 M	Approved Feb-17		Sep-25
Forecast		\$6.72 M	Forecast Feb-17		Sep-25
Actual		\$3.74 M	Project Percent Complete: 59.6%		
					
Key Milestones:	Environmental Approval	Bid+ Advertisement	Construction NTP+	Construction+ Final Completion	
Current Forecast	N/A	12/18/17✓	02/22/18✓	06/30/25	

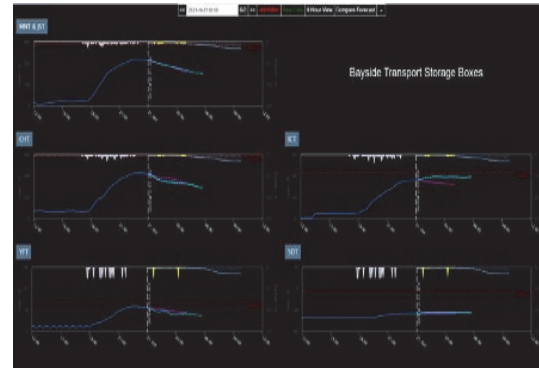
+This is a software development project. NTP represents the date of award for software development agreement.

Progress and Status:

The Operational Decision System database has been deployed on-cloud. The project team started quality assurance/quality control of the database.

Issues and Challenges:







None at this time.



One of the Operational Decision System screens

10034360 - Lower Alemany Area Stormwater Improvement Project

Description: The Lower Alemany area surrounding the US 101 and I-280 interchange has been susceptible to recurring flooding associated with moderate and heavy storms and do not meet the defined SSIP level of service (LOS). The primary objective of the Lower Alemany Area Stormwater Improvement Project is to address the SSIP LOS goals of managing stormwater and minimizing flooding from a 5-year 3-hour storm. This project will include planning, design and construction to improve stormwater conveyance away from the Lower Alemany area neighborhood and consequently to minimize flooding during the LOS storm.

Program: Flood Resilience Projects	Project Status: Planning	Environmental Status: Active (CatEx)
Project Cost:		Project Schedule:
Approved 	\$286.46 M	Approved Jan-19  Mar-28
Forecast 	\$299.56 M	Forecast Jan-19  Sep-28
Actual 	\$2.81 M	Project Percent Complete: 4.8%
		

Key Milestones:	Environmental Approval	Bid Advertisement	Construction NTP	Construction Final Completion
Current Forecast	01/09/24	08/22/24	01/09/25	03/15/28

Progress and Status:

The Notice-to-Proceed for the engineering consultant contract was issued in January 2022, and the task orders were initiated in this quarter. Project team has also started working on the Conceptual Engineering Report (CER) this quarter.

Issues and Challenges:

Similar to last quarter, the duration for planning is extended due to the delay in awarding the specialized engineering consultant contract to facilitate Commissioner’s concerns. The forecast project cost is increased due to escalation with the schedule delay.






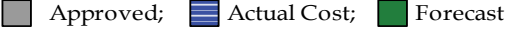


Flooding at the I-280/Hwy 101 interchange at Lower Alemany area, during the rainfall of February 13, 2019

I. SSIP Quarterly Report

10026818 - Folsom Area Stormwater Improvement Project

Description: This project includes the planning and design phases to improve stormwater conveyance away from the 17th and Folsom neighborhood to minimize flooding. The scope consists of: Design of approximately 12,500 LF of new combined sewer boxes and pipes in the neighborhood immediately adjacent to 17th and Folsom; Design of approximately 5,100 LF of 12' I.D. tunnel bore; Environmental clearance for both the upstream traditional open cut work and the tunnel bore; Modification of a Caltrans foundation to allow the tunnel to pass through; Launch shaft and staging area for the tunnel bore in the proximity of Florida Street and Alameda Street; Turning shaft for the tunnel boring machine in the vicinity of De Haro and Alameda Street; Underpinning of the Division Sewer Box to allow crossing of the tunnel bore; Receiving shaft for the tunnel bore in the vicinity of the Channel Transport and Storage Box; Due to the uncertainty of Caltrans approval and property acquisition for the approved tunnel alignment on Alameda Street, the project also developed an alternative tunnel route on 17th Street. The 17th Street alternative may be adopted into the project scope in the event the Alameda route becomes infeasible, at some point in the future.

Program: Flood Resilience Projects	Project Status: Design	Environmental Status: Active (CatEx)
Project Cost:		Project Schedule:
Approved 	\$38.00 M	Approved Jul-16  Jan-23
Forecast 	\$38.41 M	Forecast Jul-16  Dec-23
Actual 	\$11.58 M	Project Percent Complete: 51.6%
		

Key Milestones:	Environmental Approval	Bid+ Advertisement	Construction NTP+	Construction+ Final Completion
Current Forecast	09/27/22	N/A	N/A	N/A

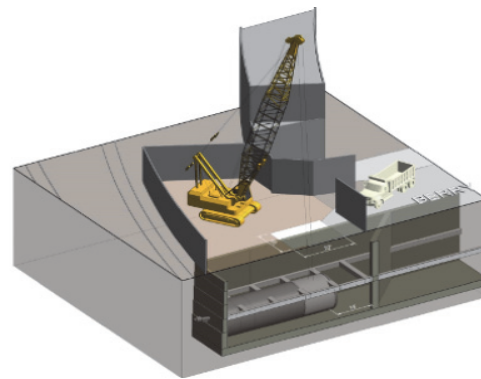
+ Project includes Planning, Environmental, and Design Phases only.

Progress and Status:

In this quarter, the City design team completed the 65% design for the Alameda Street Wet Weather Tunnel Contract, and progressed the 65% design for the Harrison and Treat Street Sewer Box Contract. The project requires extensive staging on private property and permanent improvements through private property in order to be implemented.

Issues and Challenges:

The 12 month delay is due to forecast duration increases in the right-of-way acquisition process and unanticipated design complexity and design changes based on conditions in the field. The increase in budget is due to the increased design complexity and design changes.



The proposed Tunnel Boring Machine (TBM) retrieval shaft at Berry Street

8. On-Going Construction**

Construction Contract	Schedule			Budget		Variance (Approved - Forecast)		Actual % Complete
	NTP Date	Approved Construction Final Completion	Current Forecasted Construction Final Completion*	Approved Contract Cost	Current Forecasted Cost*	Schedule (Cal. Days)	Cost	
Biosolids Digester Facilities Project								
10015796 Bisosolids Digester Facilities Project - Scope II - Foundation and Pile Installation (Issued POs for 2 Packages)	07/01/20	08/31/26	04/14/23	\$ 231,408,977	\$ 231,408,977	1,235	-	93.9%
10015796 Bisosolids Digester Facilities Project - Scope II - Remainder of Scope II (Issued POs for 9 Packages)	07/01/20	08/31/26	05/12/28	\$ 34,512,109	\$ 34,512,109	(620)	-	12.5%
New Headworks (Grit) Replacement								
10015807 Southeast Water Pollution Control Plant New Headworks Facility - SCOPE III (issued POs for 43 Packages)	07/22/19	02/29/24	02/29/24	\$ 267,672,685	\$ 267,672,685	-	-	46.7%
Southeast Plant (SEP) Improvements								
10002284 SEP Power Feed and Primary Switchgear Upgrades	02/20/20	02/23/24	02/23/24	\$ 31,274,548	\$ 31,274,548	-	-	28.0%

Note: * The Forecasted Cost includes all approved, pending, and potential change orders, and Final Completion Date includes all approved, pending, and potential change orders, and trends.

** This table is reflecting Active construction contract with original contract amount greater than \$1M.

I. SSIP Quarterly Report

Q3-FY2021-2022 (01/01/22 - 03/31/22)

Construction Contract	Schedule			Budget		Variance (Approved - Forecast)		Actual % Complete
	NTP Date	Approved Construction Final Completion	Current Forecasted Construction Final Completion*	Approved Contract Cost	Current Forecasted Cost*	Schedule (Cal. Days)	Cost	
Southeast Plant (SEP) Improvements								
10015810 SEP Seismic Reliability and Condition Assessment Improvements (WW-665)	09/09/19	03/31/21	05/30/22	\$ 10,477,273	\$ 9,907,273	(425)	\$ 570,000	98.0%
Oceanside Plant (OSP) and Westside Pump Station (WSS) Improvements								
10029736 Westside Pump Station Reliability Improvements	04/19/21	02/02/24	02/02/24	\$ 53,161,130	\$ 53,161,130	-	-	6.0%
10029736 Westside Pump Station Reliability Improvements	04/19/21	02/02/24	02/02/24	\$ 48,433,074	\$ 48,433,074	-	-	12.9%
10029737 Oceanside Water Pollution Control Plant Digester Gas Utilization Upgrades	11/26/18	03/17/22	03/17/22	\$ 40,513,153	\$ 40,513,153	-	-	85.0%
North Point Facility (NPF) Improvements								
10026822 NPF Clarifier Improvements	04/19/21	05/08/23	05/08/23	\$ 26,010,000	\$ 26,010,000	-	-	21.6%
Interceptors / Tunnels and Odor Control								
10002760 PUC Cargo Way Flush Line	07/14/20	04/26/22	04/26/22	\$ 4,561,564	\$ 4,561,564	-	-	83.5%

Note: * The Forecasted Cost includes all approved, pending, and potential change orders, and Final Completion Date includes all approved, pending, and potential change orders, and trends.

** This table is reflecting Active construction contract with original contract amount greater than \$1M.

I. SSIP Quarterly Report

Q3-FY2021-2022 (01/01/22 - 03/31/22)

Construction Contract	Schedule			Budget		Variance (Approved - Forecast)		Actual % Complete
	NTP Date	Approved Construction Final Completion	Current Forecasted Construction Final Completion*	Approved Contract Cost	Current Forecasted Cost*	Schedule (Cal. Days)	Cost	
Interceptors / Tunnels and Odor Control								
10033745 Mission Street, 16th to Cesar Chavez, Brick Sewer Rehabilitation	11/30/20	01/29/22	01/29/22	\$ 5,749,868	\$ 5,749,868	-	-	100.0%
Interdepartmental Projects ***								
1002664 Van Ness Corridor Transit Improvement Project (sewer only)	01/16/18	06/30/22	06/30/22	\$ 17,649,795	\$ 17,649,795	-	-	99.7%
Pump Stations and Forcemain Improvements								
1002419 Force Main at Embarcadero and Jackson	06/01/20	04/25/22	04/25/22	\$ 7,108,382	\$ 7,108,382	-	-	97.0%
10026828 Mariposa Dry Weather Pump Station Improvements	01/28/19	06/27/22	06/27/22	\$ 17,903,978	\$ 17,903,978	-	-	92.0%
Stormwater Management								
10026816 Wawona Area Stormwater Improvement Project	07/26/21	03/12/24	03/12/24	\$ 29,312,100	\$ 29,312,100	-	-	22.0%
10029730 Operational Decision System Phase 2****	02/28/18	06/30/25	06/30/25	\$ 2,261,937	\$ 2,261,937	-	-	56.0%

Note: * The Forecasted Cost includes all approved, pending, and potential change orders, and Final Completion Date includes all approved, pending, and potential change orders, and trends.

** This table is reflecting Active construction contract with original contract amount greater than \$1M.

*** Contracts performed under SFMTA/SFPW.

**** This is a software development project. Information shown in this table for this project are for a technology/software development contract, not a construction contract.

I. SSIP Quarterly Report

Q3-FY2021-2022 (01/01/22 - 03/31/22)

Construction Contract	Schedule			Budget		Variance (Approved - Forecast)		Actual % Complete
	NTP Date	Approved Construction Final Completion	Current Forecasted Construction Final Completion*	Approved Contract Cost	Current Forecasted Cost*	Schedule (Cal. Days)	Cost	
CSD and Transport/Storage Structures								
10002344 Jackson, Griffith, and Pierce Streets Combined Sewer Discharge Rehabilitation and Backflow Prevention	10/19/20	01/21/22	05/31/22	\$ 3,886,300	\$ 3,886,300	(130)	-	86.0%

Program Total for On-Going Construction	Approved Contract Cost	Current Forecasted Cost	Variance	
			Cost	Percent
	\$ 831,896,873	\$ 831,326,873	+\$570,000	+0.1%

Note: * The Forecasted Cost includes all approved, pending, and potential change orders, and Final Completion Date includes all approved, pending, and potential change orders, and trends.

** This table is reflecting Active construction contract with original contract amount greater than \$1M.

9. PROJECTS IN CLOSEOUT

Project Title	2016 Baseline Construction Phase Completion	2020 Approved Construction Phase Completion	Current Approved Construction Phase Completion	Actual Construction Phase Completion	2016 Baseline Construction Phase Budget	2020 Approved Construction Phase Budget	Current Approved Construction Phase Budget	Construction Phase Expenditures To Date
Central Bayside System Improvement Project (CBSIP)								
10002102 - Central Bayside System Improvement Project - Phase 1	N/A	N/A	N/A	N/A	\$ 0	\$ 0	\$ 0	\$ 0
Interceptors / Tunnels and Odor Control								
10033745 - Mission Street, 16th to Cesar Chavez Streets, Brick Sewer Rehabilitation	11/22/22	11/22/22	05/31/22	01/29/22	\$ 15,396,000	\$ 15,396,000	\$ 6,548,104	\$ 5,206,477
Interdepartmental Projects								
10002687 - Mission Bay Loop Sewer Improvement	05/03/17	06/29/18	06/30/21	12/01/20	\$ 945,000	\$ 381,445	\$ 306,347	\$ 261,347
Pump Stations and Forcemain Improvements								
10002485 - Griffith Pump Station Improvements	01/18/19	06/07/19	03/31/21	01/27/21	\$ 5,529,000	\$ 12,035,100	\$ 11,761,006	\$ 11,465,247
CSD and Transport/Storage Structures								
10002378 - 5th, North 6th and Division Street CSD Rehabilitation	01/14/20	10/31/19	02/26/21	01/23/21	\$ 3,008,000	\$ 3,589,960	\$ 3,375,064	\$ 3,617,231
Early Implementation Projects								
10026805 - Sunset Green Infrastructure	12/31/20	03/31/21	03/31/21	09/23/21	\$ 6,524,035	\$ 4,755,157	\$ 4,397,630	\$ 4,110,361
10026809 - Richmond Green Infrastructure	04/30/21	10/30/20	12/04/20	09/30/22	\$ 5,589,250	\$ 7,358,939	\$ 8,296,812	\$ 8,292,976
Flood Resilience Projects								
10026820 - Hydraulic and Drainage Sewer Improvements	N/A	06/29/18	09/08/18	09/08/18	\$ 0	\$ 5,887,270	\$ 3,557,202	\$ 3,557,202
TOTAL					\$ 36,991,285	\$ 49,403,871	\$ 38,242,165	\$ 36,510,842

I. SSIP Quarterly Report


10. COMPLETED PROJECTS

Project Title	2016 Baseline Project Completion	2020 Approved Project Completion	Current Approved Project Completion	Actual Project Completion	2016 Baseline Project Budget	2020 Approved Project Budget	Current Approved Project Budget	Project Expenditures To Date
Southeast Plant (SEP) Improvements								
10015553 - Biofuel Alternative Energy	03/31/16	03/31/16	03/31/16	03/31/16	\$ 1,855,143	\$ 1,862,449	\$ 1,862,449	\$ 1,862,449
10026824 - SEP Oxygen Generation Plant	06/10/16	06/10/16	06/10/16	06/10/16	\$ 11,781,151	\$ 11,135,740	\$ 11,135,740	\$ 11,135,740
10015808 - SEP Existing Digester Roof Repairs	07/29/16	03/03/16	03/03/16	03/03/16	\$ 16,625,297	\$ 15,438,647	\$ 15,438,647	\$ 15,438,647
10026825 - SEP Primary and Secondary Clarifier Upgrades	08/31/18	01/21/19	01/21/19	01/21/19	\$ 36,016,280	\$ 32,890,491	\$ 32,890,491	\$ 32,583,576
10002192 - SEP 521/522 and Disinfection Upgrades	01/18/19	02/02/21	02/02/21	06/30/21	\$ 41,613,516	\$ 45,016,932	\$ 45,016,932	\$ 44,802,184
10026826 - SEP Existing Digester Gas Handling Improvements	03/05/19	02/28/20	02/28/20	02/28/20	\$ 22,143,317	\$ 19,347,342	\$ 19,347,342	\$ 15,878,503
10015811 - SEP Oxygen Generation Plant 01	12/31/18	11/21/19	11/21/19	11/21/19	\$ 9,030,106	\$ 8,697,217	\$ 8,697,217	\$ 8,697,217
Oceanside Plant (OSP) Improvements								
10029739 - OSP Condition Assessment Repairs	06/28/21	12/31/20	12/31/20	01/29/21	\$ 15,843,037	\$ 13,848,737	\$ 13,848,737	\$ 11,630,774
10029740 - OSP Odor Control Optimization	04/15/22	02/05/20	02/05/20	02/05/20	\$ 5,129,029	\$ 1,678,517	\$ 1,678,517	\$ 1,207,197
North Point Facility (NPF) Improvements								
10026821 - Northpoint Outfall Refurbishment	08/27/18	10/31/18	10/31/18	10/31/18	\$ 17,775,621	\$ 18,183,639	\$ 18,183,639	\$ 18,183,639
Interceptors / Tunnels and Odor Control								
10002554 - Richmond Transport Modeling	06/30/14	06/30/14	06/30/14	06/30/14	\$ 86,883	\$ 86,883	\$ 86,883	\$ 86,883
10002641 - Collection System Condition Assessment	04/09/20	03/31/21	03/31/21	03/31/21	\$ 10,912,000	\$ 4,933,000	\$ 4,933,000	\$ 4,909,939
10002689 - Drumm and Jackson Streets Sewer System Improvement	12/14/18	12/31/20	12/31/20	12/31/20	\$ 11,126,000	\$ 6,470,172	\$ 6,470,172	\$ 6,470,881
10031676 - Rutland Sewer Improvements	04/26/18	09/21/18	09/21/18	09/21/18	\$ 1,500,000	\$ 1,500,000	\$ 1,500,000	\$ 1,500,000
Interdepartmental Projects								
10002672 - Central Subway Sewer Improvements	02/28/17	06/28/19	06/28/19	06/28/19	\$ 3,956,000	\$ 3,120,000	\$ 3,120,000	\$ 3,108,430
10031546 - Masonic Avenue Sewer Improvements	05/07/18	06/28/19	06/28/19	06/28/19	\$ 3,921,000	\$ 3,200,000	\$ 3,200,000	\$ 2,995,772
Pump Stations and Forcemain Improvements								
10002417 - Hudson Ave Pump Station and Outfall Improvements	02/28/18	10/31/17	10/31/17	10/31/17	\$ 594,000	\$ 281,639	\$ 281,639	\$ 281,639
10026829 - Cesar Chavez Pump Station	05/26/16	05/26/16	05/26/16	05/26/16	\$ 185,000	\$ 178,360	\$ 178,360	\$ 178,360
10002465 - Marin Street Sewer Replacement	08/03/18	01/23/20	01/23/20	01/23/20	\$ 3,926,000	\$ 5,968,190	\$ 5,968,190	\$ 5,968,191
10002138 - North Shore to Channel F M Drainage Improvement	06/06/17	06/06/17	06/06/17	06/06/17	\$ 29,800,000	\$ 17,300,000	\$ 17,300,000	\$ 17,300,000


Project Title	2016 Baseline Project Completion	2020 Approved Project Completion	Current Approved Project Completion	Actual Project Completion	2016 Baseline Project Budget	2020 Approved Project Budget	Current Approved Project Budget	Project Expenditures To Date
CSD and Transport/Storage Structures								
10002299 - Richmond Transport/Storage Tunnel Rehabilitation	05/13/19	12/31/20	12/31/20	12/31/20	\$ 4,873,000	\$ 600,000	\$ 600,000	\$ 589,972
Early Implementation Projects								
10031477 - Cesar Chavez Green Infrastructure	06/28/13	06/28/13	06/28/13	06/28/13	\$ 1,374,143	\$ 1,374,143	\$ 1,374,143	\$ 1,395,847
10015558/10026813 - Islais Creek Green Infrastructure	10/30/26	04/24/18	04/24/18	04/24/18	\$ 4,929,908	\$ 5,341,855	\$ 5,341,855	\$ 2,439,303
10031465 - North Shore Green Infrastructure	03/31/20	12/31/18	12/31/18	12/31/18	\$ 2,493,272	\$ 1,716,993	\$ 1,716,993	\$ 1,721,677
10026807 - Lake Merced Green Infrastructure	07/31/20	04/24/18	04/24/18	04/24/18	\$ 7,316,074	\$ 6,268,452	\$ 6,268,452	\$ 6,286,478
10031676 - Sunnydale Green Infrastructure	11/30/20	09/30/19	09/30/19	09/30/19	\$ 4,950,001	\$ 5,432,099	\$ 5,432,099	\$ 5,074,593
10031473 - Channel Green Infrastructure	09/17/20	08/31/18	08/31/18	08/31/18	\$ 4,569,648	\$ 2,227,221	\$ 2,227,221	\$ 2,198,796
Urban Watershed Assessment								
10015816 - Urban Watershed Assessment and Planning Initiation	06/28/13	06/28/13	06/28/13	06/28/13	\$ 3,102,671	\$ 3,102,671	\$ 3,102,671	\$ 3,102,671
10015817 - Urban Watershed Assessment and Planning	04/04/17	06/30/17	06/30/17	06/30/17	\$ 14,260,844	\$ 14,260,866	\$ 14,260,866	\$ 14,155,922
Advanced Rainfall and Operation Decision System								
10029728 - Advanced Rainfall Prediction - Part 1	06/29/18	06/29/18	06/29/18	06/29/18	\$ 3,254,000	\$ 1,639,552	\$ 1,639,552	\$ 1,488,628
10029729 - Operational Decision System Phase 1	09/30/16	09/30/16	09/30/16	09/30/16	\$ 1,000,921	\$ 967,572	\$ 967,572	\$ 944,709
Flood Resilience Projects								
10026811 - 17th and Folsom Wet Weather Storage	03/31/16	05/06/16	05/06/16	05/06/16	\$ 1,012,352	\$ 898,623	\$ 898,623	\$ 898,623
10026814 - Flood Resilience Analysis (Planning Phase Only)	05/31/17	02/28/17	02/28/17	02/28/17	\$ 2,505,999	\$ 2,176,246	\$ 2,176,246	\$ 2,176,246
10026815 - Flood Resilience - Early Projects (Planning Phase Only)	12/30/16	12/30/16	12/30/16	12/30/16	\$ 5,708,749	\$ 4,039,190	\$ 4,039,190	\$ 4,037,057
10026817 - Cayuga Ave Stormwater Detention Project	01/07/20	03/29/19	03/29/19	03/29/19	\$ 8,253,000	\$ 453,576	\$ 453,576	\$ 452,053
10026819 - 17th and Folsom Permanent Barriers	04/02/18	03/29/19	03/29/19	03/29/19	\$ 2,656,000	\$ 175,540	\$ 175,540	\$ 175,540
Land Reuse								
10031815 - Land Reuse of 1800 Jerrold Avenue	02/01/19	12/31/19	12/31/19	12/31/19	\$ 90,000,000	\$ 84,805,836	\$ 84,805,836	\$ 84,354,151
10029734 - Land Reuse of 1801 Jerrold Avenue	12/04/17	03/31/21	03/31/21	12/24/21	\$ 8,244,010	\$ 5,100,000	\$ 5,100,000	\$ 766,924
TOTAL					\$ 414,323,972	\$ 351,718,389	\$ 351,718,389	\$ 336,479,210

This page is intentionally left blank

II. Facilities and Infrastructure Program



This page is intentionally left blank.



1. PROGRAM DESCRIPTION

The Wastewater Facilities and Infrastructure Program will encompass those capital improvements that fall outside of the Sewer System Improvement and Renewal and Replacement Programs. These capital projects are intended to provide for necessary upgrades to aging facilities which are not addressed by the SSIP or R&R to maintain their intended functions. Projects will include improvement to Treasure Island wastewater facilities and improvements to wastewater support facilities (office consolidation, Southeast Community Facility).

The Wastewater Facilities and Infrastructure Program will address the following challenges:

- Uphold the SFPUC Wastewater Enterprise Levels of Service (LOS);
- Protect the structural integrity of critical City infrastructure;
- Streamline core operational functions and processes;
- Employ energy efficiency components, stormwater management enhancements, seismic upgrades, spatial improvements, safety and security improvements, and other essential improvements to modernize existing facilities to current standards;
- Provide benefits to surrounding communities.

2. PROGRAM STATUS

This Quarterly Report presents the progress made on the Facilities and Infrastructure program between January 1, 2022 and March 31, 2022.

The approved project budget and schedule were developed and approved by the appropriate Wastewater Enterprise Manager on March 31, 2022. This is based on the project team's assessment at this time. However, it should be noted that the project team is currently focused on validating these estimates.

3. PROGRAM COST SUMMARY

Table 3 provides an overall program-level cost summary of the Facilities and Infrastructure Program. It shows the Expenditures to Date, Current Approved Budget, Q3/FY21-22 Forecasted Costs, Cost Variance between the Current Approved and Forecasted Cost, and Variance Over Reporting Period. The Current Approved Budget is \$662.6 million and the currently Forecast Cost (based on the proposed project list) at completion is \$675.8 million (\$13.2 million over the Current Approved Budget).

Table 3. Program Cost Summary

Program	Expenditures to Date (\$ Million) (A)	Current Approved Budget (\$ Million) (B)	Q3/FY21-22 Forecasted Cost (\$ Million) (C)	Cost Variance (\$ Million) (D = B - C)	Variance Over Reporting Period* (\$ Million) (E)
Facilities and Infrastructure Program	\$180.5	\$662.6	\$675.8	(\$13.2)	\$2.0

* Negative number is reflecting cost increases since last quarter, and positive number is reflecting cost reduction since last quarter.

4. PROGRAM SCHEDULE SUMMARY

Figure 4 and Table 4 compare the Current Approved and Current Forecasted Schedules for the Facilities and Infrastructure Program. The Program schedule is under development, the overall time frame is 20-30 years.

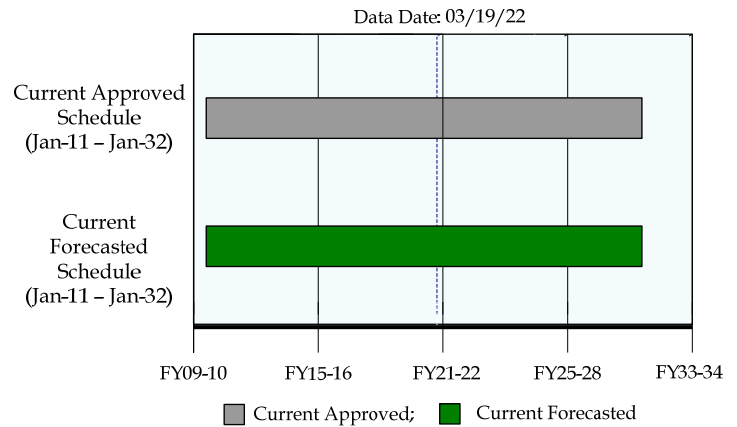


Figure 4. Program Schedule Summary

Table 4. Current Approved vs. Current Forecasted Schedule Dates

Program	Current Approved Project Start	Actual Start	Current Approved Completion	Current Forecasted Completion	Schedule Variance (Months)
Facilities and Infrastructure Program	01/01/11	01/01/11✓	01/29/32	01/29/32	-

5. BUDGET AND SCHEDULE TREND SUMMARY

Starting with the Q1 FY21-22 Quarterly Report, a revised report format includes a new Table 5, titled Budget and Schedule Trend Summary. This Table 5 contains all approved SSIP projects that are active and in any of the planning, design, bid and award, or construction phases of the project. The table excludes all Program Management accounts, as well as any projects that are either Not-Initiated, On-Hold, in Closeout or Completed.

During this Quarter (Q3 FY21-22), none of the major milestones was achieved

Table 5. Budget and Schedule Trend Summary

All Costs are shown in million.

Project Name	Most Recent CIP Approved Budget		Project Initiation		CER		35% Design		95% Design		Awarded Construction ¹		Current Status	
	Approved Budget	Approved Completion	Forecasted Cost	Forecasted Completion	Forecasted Cost	Forecasted Completion	Forecasted Cost	Forecasted Completion	Forecasted Cost	Forecasted Completion	Forecasted Cost	Forecasted Completion	Forecasted Cost	Forecasted Completion
	a	b	c	d	e	f	g	h	i	j	k	l	m	n
WWE - Facilities and Infrastructure (F&I)														
10033820 Southeast Outfall Condition Assessment & Rehabilitation	FY21-30		07/01/19		06/30/23		08/30/24		06/27/25		01/22/26		Q3 - FY21-22	
	\$33.8	04/30/27	\$33.8	01/31/28	TBD	TBD	TBD	TBD	TBD	TBD	TBD	TBD	\$33.8	09/30/30
10015546 New Treasure Island Wastewater Treatment Plant	FY21-30		06/18/18		04/02/19		TBD ³		TBD ³		11/07/22 ⁴		Q3 - FY21-22	
	\$202.2	05/23/25	\$67.4	11/01/22	\$67.4	01/29/24	TBD	TBD	N/A	N/A	TBD	TBD	\$202.2	05/22/26
10015554 Ocean Beach Climate Change Adaptation Project	FY21-30		07/23/12		09/30/19		09/30/20		04/29/22		03/24/23		Q3 - FY21-22	
	\$169.9	07/01/27	\$126.7	01/30/26	\$169.9	07/01/27	\$169.9	07/01/27	TBD	TBD	TBD	TBD	\$183.4	06/16/28
10015556 Southeast Community Center at 1550 Evans ²	FY21-30		07/01/19		01/31/18		01/31/18		07/31/19		01/13/20		Q3 - FY21-22	
	\$114.0	12/29/23	\$108.5	12/19/23	\$108.5	12/19/23	\$108.5	12/29/23	\$108.5	12/29/23	\$108.5	12/29/23	\$115.0	12/29/23
10015557 Southeast Bay Outfall Islais Creek Crossing Replacement	FY21-30		09/26/16		10/26/16		10/22/18		02/27/20		TBD		Q3 - FY21-22	
	\$67.0	06/03/26	\$15.0	02/07/22	\$15.0	02/07/22	\$35.0	07/29/24	\$67.0	07/29/24	\$67.0	06/03/26	\$67.0	06/03/26

Footnotes:

1. This represents Forecasted project cost and project completion date at the time of award of construction contract, award of CM/GC scope, award of DB scope.
2. The project delivery method for this project is Construction Manager/General Contractor (CM/GC).
3. The project delivery method for this project is Design-Build (DB). All Design and Construction milestones will be determined when the Design Build contractor has been given notice to proceed.
4. This represents the award of the overall design-build contract DB-132 which includes Preconstruction & Construction phases / The project Initiation Forecast Cost was based on funding availability.

6. PROJECT PERFORMANCE SUMMARY*

All costs are shown in \$1,000s as of 03/19/22

Project Name	Active Phase (**) (a)	‡ CIP Approved Budget (b)	‡ Current Approved Budget (c)	Current Forecasted Cost (d)	Expenditures To Date (e)	Cost Variance (f = c - d)	% Cost Changes (g = f/c) (+++)	‡ CIP Approved Completion (h)	‡ Current Approved Completion (i)	Current Forecasted Completion (j)	Schedule Variance (k = i - j)
Facilities and Infrastructure											
10033820 - Southeast Outfall Condition Assessment & Rehabilitation	PL	\$ 33,775	\$ 33,775	\$ 33,775	\$ 1,158	-	0%	04/01/30	04/01/30	09/30/30	(182)
10015546 - New Treasure Island Wastewater Treatment Plant	DS	\$ 202,208	\$ 202,208	\$ 202,208	\$ 7,953	-	0%	05/23/25	05/23/25	05/22/26	(364)
10015554 - Ocean Beach Climate Change Adaptation Project	CN	\$ 169,923	\$ 169,923	\$ 183,489	\$ 21,260	(\$13,566)	-8%	07/01/27	07/01/27	06/16/28	(351)
10015556 - Southeast Community Center @ 1550 Evans	CN	\$ 114,000	\$ 114,000	\$ 115,000	\$ 100,258	(\$1,000)	-1%	12/29/23	12/29/23	12/29/23	-
10015557 - Southeast Bay Outfall Islais Creek Crossing Replacement	DS	\$ 67,600	\$ 67,600	\$ 67,600	\$ 10,340	-	0%	06/03/26	06/03/26	06/03/26	-

* Exclude projects with completed construction and projects that are no longer active (i.e., deleted projects, closed projects, and projects combined with other projects)

** Phase Status Legend			
PL	Planning	DS	Design
BA	Bid & Award	CN	Construction
MP	Multi-Phases		







Footnotes:

- (+) **CIP Approved Budget and Project Completion Date:** The budget and schedule approved as part of 10-year CIP for FY21-30.
- (++) **Current Approved Budget and Schedule:** The budget and schedule approved as part of 10-year CIP for FY21-30, plus any additional budget and schedule changes approved by the Commission as part of construction contract award.
- (+++) **Negative number is reflecting cost overrun (Schedule delay) and positive number is reflecting cost underrun (Ahead of Schedule).** Projects with a forecasted cost overrun greater than 10%, or forecasted delay of greater than 6 months or 10%, will be highlighted in grey.

7. PROJECT STATUS REPORT

10033820 - Southeast Outfall Condition Assessment & Rehabilitation

Description: The initial Southeast Bay Outfall (SEO) construction occurred in 1967. The SEO discharges treated effluent from the Southeast Water Pollution Plant (SEP) into the San Francisco Bay, east of Pier 80. This project outfall which is downstream of the Islais Creek underwater crossing, consists of a land portion of 60-inch diameter reinforced concrete cylinder pipe and a submarine portion of 54-inch diameter and smaller ductile iron pipes including a section of 18 dual diffuser assemblies. The project provides a site specific inspection plan to define the scope for condition assessment with consideration of the level of service (LOS) goals and operational constraints of the outfall system, performs comprehensive field inspections to obtain information on the outfall condition, evaluates the condition and remaining life expectancy of the outfall, and implements the rehabilitation solutions to extend the useful life.

Program: Facilities and Infrastructure	Project Status: Planning	Environmental Status: Not Initiated
Project Cost:		Project Schedule:
Approved 	\$33.78 M	Approved Jul-19  Apr-30
Forecast 	\$33.78 M	Forecast Jul-19  Sep-30
Actual 	\$1.16 M	Project Percent Complete: 5.3%
		

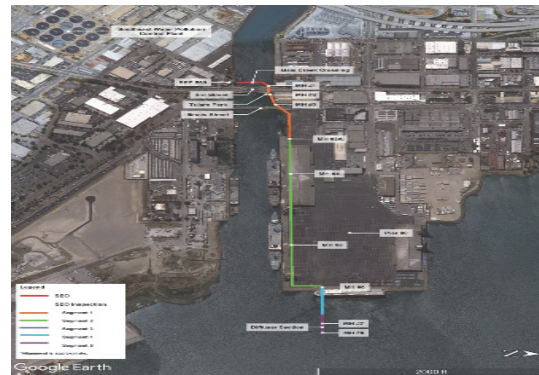
Key Milestones:	Environmental Approval	Bid Advertisement	Construction NTP	Construction Final Completion
Current Forecast	TBD	10/29/25	04/06/26	04/05/30

Progress and Status:

During the Southeast Plant shutdown on Jan 12, 2022, the interior of the 54-inch ductile iron pipe upstream of manhole 6 was re-inspected and additional ultrasonic thickness measurements were also taken. On February 15, the project team conducted Workshop 5 - Condition Assessment to present the condition assessment results and identify problematic areas of the outfall. The final technical memorandum on Southeast Bay Outfall Condition Assessment Report was delivered on March 22, 2022 for internal distribution.

Issues and Challenges:

As previously reported, due to delay in contract amendment, the outfall inspection was delayed which pushed the forecast project completion further to September 2030.









Southeast Outfall Segments

II. WWE F&I Quarterly Report

10015546 - New Treasure Island Wastewater Treatment Plant

Description: The objective of the project is to build a new wastewater treatment plant that will provide reliable service for the Treasure Island residents and meet the recycled water demands of the future redevelopment on the island. The existing facility was built by the United States Navy over 50 years ago and is past its useful life and no longer reliable. The existing facility is also not capable of providing recycled water and meeting the needs of the residents on the redeveloped island.

Program: Facilities and Infrastructure		Project Status: Design		Environmental Status: Completed (EIR)	
Project Cost:			Project Schedule:		
Approved		\$202.21 M	Approved Jan-11		May-25
Forecast		\$202.21 M	Forecast Jan-11		May-26
Actual		\$7.95 M	Project Percent Complete: 7.3%		
					
Key Milestones:	Environmental Approval	Bid+ Advertisement	Construction NTP+	Construction+ Final Completion	
Current Forecast	04/18/19✓	N/A	04/18/23	11/21/25	

+ The project delivery method for this project is Design-Build (DB).

Progress and Status:

The Project team completed the Request for Proposals document for Design-Build services and advertised the Request for Proposals on December 27, 2021. The State Revolving Fund loan general application and supporting documentation was submitted on December 28, 2021. Project team continues to coordinate with grants and loans specialist to secure Water Infrastructure Finance and Innovation Act funds as well. Coordination is ongoing with the surcharge material removal and other project coordination activities with Treasure Island Community Development and Treasure Island Development Authority. Final property transfer of the paperwork was initiated and expected to be completed by the Fall/Winter of 2022.



Surcharge Removal (March 2022)







2022. At this time, we are maintaining the approved project forecast at completion.

Issues and Challenges:

The DB-132 request for proposals issuance was delayed to December 2021 to evaluate the impact of current market conditions on the procurement approach. This delay time was used by the Project Team to conduct outreach to two prequalified Design-Build teams and early collaboration was received on the draft technical design criteria package. Subsequently, DB-132 request for proposals due date was extended by one month to May 2022. Proposers requested and SFPUC granted additional month to allow D-B proposers to address SFPUC issued addendums and integrate strategy for Distributed Control System as approved by Commission in March

10015554 - Ocean Beach Climate Change Adaptation Project

Description: The project will develop a comprehensive shoreline management and protection plan against bluff erosion and climate-change induced sea level rise along Ocean Beach south of Sloat Boulevard consistent with the recommendations in the 2012 Ocean Beach Master Plan (OBMP). This project is necessary to protect the integrity of wastewater assets built to protect public health and the environment, including the Lake Merced Tunnel, the Westside Pump Station and the Oceanside Treatment Plant. The project includes a) Short-term Improvements [STI] to provide interim (2015-2022) erosion protection and improved beach access [e.g., sand backpass/stabilization and placement of sand bags], b) Army Corps of Engineers Section 204 beach nourishment [ACOE] (e.g., beneficial reuse of dredged sand to provide erosion protection), and c) Long-term Improvements [LTI] that will address a comprehensive shoreline management and protection plan.

Program: Facilities and Infrastructure	Project Status: Construction	Environmental Status: Active (EIR)
Project Cost:		Project Schedule:
Approved 	\$169.92 M	Approved Jul-12  Jul-27
Forecast 	\$183.49 M	Forecast Jul-12  Jun-28
Actual 	\$21.26 M	Project Percent Complete: 11.0%
		

Key Milestones:	Environmental Approval	Bid Advertisement	Construction NTP	Construction Final Completion
Current Forecast	(A) 09/10/14✓ (B) 02/09/21✓ (C) 07/24/23	09/14/15✓ N/A 04/27/23	01/07/16✓ 06/02/21✓ 12/18/23	03/05/21✓ 09/30/21✓ 12/16/27

(A) Short Term Improvements (STI) represent multi-year, as-needed contracts WW-607, WW-667 and WW-714. (B) The Army Corps of Engineers (ACOE) will be responsible for construction (no Bid & Award). (C) Long Term Improvements (LTI)

Progress and Status:

A) Short Term Improvements: Notice to Proceed was issued for contract WW-714. Sand placed as part of the Army Core of Engineers phase in the Fall of 2021 is being monitored weekly as steep slopes have developed. Additional sculpting of sand and installation of signage was completed in January 2021.

B) Army Core of Engineers: The Army Core of Engineers completed this phase by placing nearly 300,000 cubic yards of material on Ocean Beach. Contract closeout is in process.

C) Long Term Improvement: This is the first City and County of San Francisco Climate Change Adaptation Project requiring a high level of coordination with other City and County of San Francisco Agencies; negotiations on funding continues at a very slow rate and continues to impact overall project progress. 95% design is in progress; Response to Comments on the Draft Environmental Impact Reprot is in development.

Issues and Challenges:

SFPUC continues discussions with the San Francisco Zoo regarding project impacts to their parking lot; negotiations reached a draft agreement but still need to









Aerial Photo of ACOE Sand Placement

formalize. SFPUC management continues to engage with other City Departments to resolve funding for non-SFPUC assets incorporated in the design. Additionally, funding and staffing issues at the North Shore Pump Station are affecting progress.

II. WWE F&I Quarterly Report

10015556 - Southeast Community Center @ 1550 Evans

Description: The Southeast Community Center project will serve to address the SFPUC's commitment to the mitigation measure for the expansion of the Southeast Plant (SEP) by constructing a new community center at 1550 Evans. The project will include a childcare center, café, multipurpose space for meetings, events, and workshops, and co-working office and classroom space for community-based organizations providing workforce development services. It will also include parking and over two acres of landscaped open space, with play areas, an amphitheater, picnic areas and gardens. The new center will provide a wide range of social services supporting workforce development and education for Southeast residents of all ages.

Program: Facilities and Infrastructure	Project Status: Construction	Environmental Status: Completed (CatEx)
Project Cost:		Project Schedule:
Approved 	\$114.00 M	Approved Jul-12  Dec-23
Forecast 	\$115.00 M	Forecast Jul-12  Dec-23
Actual 	\$100.26 M	Project Percent Complete: 88.3%
		

Key Milestones:	Environmental Approval	Bid+ Advertisement	Construction NTP+	Construction+ Final Completion
Current Forecast	10/30/18✓	N/A	01/13/20✓	12/31/22

+ The project delivery method for this project is construction Manager/General Contractor (CM/GC).

Progress and Status:

Project construction is 94% complete. Permanent power is required to install remaining finishes and commission building systems. The ongoing delay in getting power has impacted the project budget and schedule. The project will require an additional \$2.4M to complete construction. Most of the funding required for construction is available within the project budget. If the project receives power by April 30, the target date for Substantial Completion is July 31, 2022.

Issues and Challenges:

There is a significant delay in getting permanent power from PG&E. The current estimate for getting power is April 30, 2022. To address the need for additional funding the project budget was increased by \$1M to \$115M. The increase was approved by the Change Control Board.



Installation of wood panels and fins on the community center building

10015557 - Southeast Bay Outfall Islais Creek Crossing Replacement

Description: This Wastewater Enterprise Capital Improvement Program project will include improvements to the Southeast Water Pollution Control Plant effluent force main crossings at Islais Creek and modifications to the Booster Pump Station. Southeast Water Pollution Control Plant is the San Francisco Public Utilities Commission’s largest wastewater facility treating almost 80% of the City’s dry and wet weather flows.

Major improvements are planned to ensure that the SEP facilities maintain permit compliance and operate reliably. This project primarily addresses the portion of effluent discharge outfall into the San Francisco Bay through the series of pipes at Pier 80. Following improvements are needed to address aging infrastructure:

- Pipeline replacement within the Islais Creek
- Restoration of access manholes for future inspection and maintenance
- Improving flow velocity with new pipeline material
- Providing redundancy and flexibility for operation
- Piping isolation improvements to the Booster Pump Station

Program: Facilities and Infrastructure		Project Status: Design		Environmental Status: Active (MND)	
Project Cost:			Project Schedule:		
Approved		\$67.60 M	Approved Sep-16		Jun-26
Forecast		\$67.60 M	Forecast Sep-16		Jun-26
Actual		\$10.34 M	Project Percent Complete: 19.7%		

Key Milestones:	Environmental Approval	Bid Advertisement	Construction NTP	Construction Final Completion
Current Forecast	TBD	TBD	TBD	TBD

Progress and Status:

As stated previously, after presenting the alternatives to management, the design has been put on hold. Project is being re-evaluated as part of upcoming Capital planning efforts. The design team has been working with the design consultant to transfer project documents and prepare for contract closeout.

Issues and Challenges:

As mentioned previously, due to the challenging alternatives evaluation process, the project scope is currently being reconsidered, thus the schedule and budget is impacted and yet to be determined.



Current pipeline crossing at Islais Creek

8. On-Going Construction**

Construction Contract	Schedule			Budget		Variance (Approved - Forecast)		Actual % Complete
	NTP Date	Approved Construction Final Completion	Current Forecasted Construction Final Completion*	Approved Contract Cost	Current Forecasted Cost*	Schedule (Cal. Days)	Cost	
Facilities and Infrastructure								
10015556 Southeast Community Center @ 1550 Evans	01/13/20	12/31/22	12/31/22	\$ 81,140,294	\$ 84,152,806	-	(\$3,012,512)	94.0%

Program Total for On-Going Construction	Approved	Current	Variance	
	Contract Cost	Forecasted Cost	Cost	Percent
	\$ 81,140,294	\$ 84,152,806	(\$3,012,512)	(3.7%)

Note: * The Forecasted Cost includes all approved, pending, and potential change orders, and Final Completion Date includes all approved, pending, and potential change orders, and trends.

** This table is reflecting Active construction contract with original contract amount greater than \$1M.

9. PROJECTS IN CLOSEOUT

Project Title	2016 Baseline Construction Phase Completion	2020 Approved Construction Phase Completion	Current Approved Construction Phase Completion	Actual Construction Phase Completion	2016 Baseline Construction Phase Budget	2020 Approved Construction Phase Budget	Current Approved Construction Phase Budget	Construction Phase Expenditures To Date
Facilities and Infrastructure								
10015555 - Collection Division Consolidation (Griffith Yard Improvements)*	N/A	02/15/19	05/22/19	05/22/19	\$ 0	\$ 27,361,789	\$ 16,629,029	\$ 16,629,029
TOTAL					\$ 0	\$ 27,361,789	\$ 16,629,029	\$ 16,629,029

* Remaining funds are being used to support wastewater facility planning projects.


10. COMPLETED PROJECTS

No projects are currently completed.




III. Renewal and Replacement Program





This page is intentionally left blank.



1. PROGRAM DESCRIPTION

The Wastewater Enterprise (WWE) Renewal and Replacement Program (R&R) is a continuing annual program that seeks to address deficiencies in two wastewater infrastructure categories: R&R Collection System and R&R Treatment Facilities. The goal of the R&R Program is to meet the endorsed levels of service goals, regulatory permit compliance, system reliability and functionality, and sustainable operations of the City's sewer system. The R&R Program also complies with the State requirement that a provision be made for the periodic repair and replacement of sewer system facilities.

San Francisco's sewer collection system was installed in phases beginning in the early 1870's. Many of the sewers are near the end of their useful life and are in need of urgent attention in order to continue to function at proper capacity and to meet regulatory standards. An asset management approach was developed to prioritize which assets within the sewer system should get attention first. For the R&R Collection System, the asset management base approach factors in the physical condition of the sewer, age, location, risk, public safety, Department of Public Work's street paving schedule, and various other factors. Approximately 12.4 miles of sewer replacement work was awarded in FY 13-14. In FY 14-15 the sewer replacement mileage target subsequently increases to 15 miles to meet Commission endorsed Level of Service goals.

The R&R Treatment Facilities projects are prioritized based upon regulatory compliance, condition assessments, Operation staff recommendations, and Level of Service goals. These projects seek to extend the useful life of treatment facility assets throughout San Francisco by helping to maintain their treatment capacity and performance and enable

WWE to maintain regulatory compliance with Regional Water Quality Control Board (RWQCB) National Pollutant Discharge Elimination System (NPDES) permits and Bay Area Air Quality Management District (BAAQMD) requirements.

2. PROGRAM STATUS

This Quarterly Report presents the progress made on the Renewal and Replacement Program (R&R) projects between January 1, 2022 and March 31, 2022.

The approved project budget and schedule were developed and approved by the appropriate Wastewater Enterprise Manager on March 31, 2022. This is based on the project team's best assessment of the projects at this time. However, it should be noted that the project team is currently focused on validating these estimates.

Figures 2.1 and 2.2 show the total number of active projects remaining in each phase of the R&R Collection systems and R&R Treatment Facilities programs as of March 31, 2022.

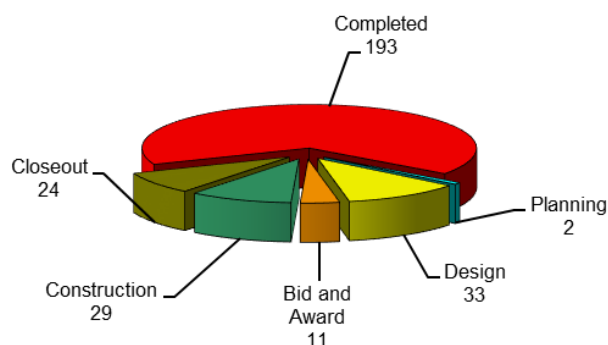


Figure 2.1 Total Number of Active R&R Collection Systems Projects in R&R Program

III. WVE R&R Quarterly Report

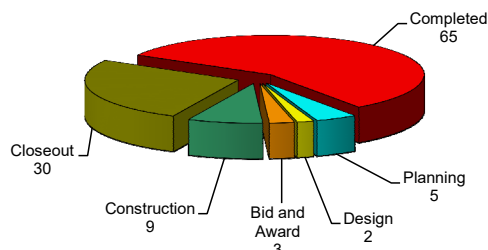
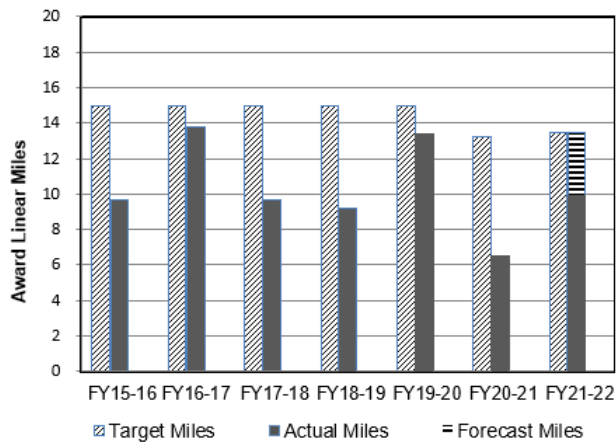


Figure 2.2 Total Number of Active R&R Treatment Facilities Projects in R&R Program

The Wastewater R&R Collection System Sewer Replacement Program has an annual budget of \$81.2 million in FY22 to award a target of 13.5 miles of sewer replacement work in San Francisco.

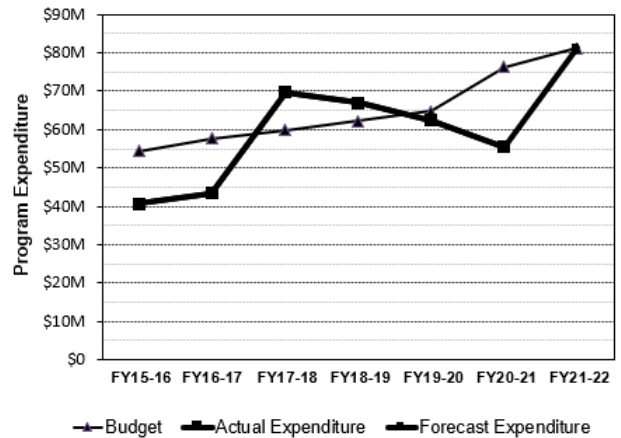
Figure 2.3 shows the target and actual award miles of sewer improvement projects that have been awarded to date and are forecasted to be awarded. The Wastewater R&R Collection System Sewer Replacement Program has awarded approximately 10.0 miles of sewer replacement work in FY22.



	FY15-16	FY16-17	FY17-18	FY18-19	FY19-20	FY20-21	FY21-22
Target Miles	15.0	15.0	15.0	15.0	15.0	13.2	13.5
Actual Miles	9.7	13.8	9.7	9.2	13.4	6.5	10.0
Forecast Miles							13.5

Figure 2.3 Wastewater R&R Collection System - Sewer Improvements - Award Linear Miles by Fiscal Year

Figure 2.4 shows the annual total program expenditure by fiscal year for the R&R Collection System Sewer Replacement program.



	FY15-16	FY16-17	FY17-18	FY18-19	FY19-20	FY20-21	FY21-22
Budget	\$54.3M	\$57.6M	\$59.9M	\$62.3M	\$64.8M	\$76.3M	\$81.2M
Actual Expenditure	\$40.8M	\$43.4M	\$69.7M	\$67.0M	\$62.4M	\$55.5M	\$24.9M
Forecast Expenditure							\$81.2M

Figure 2.4 Wastewater R&R Collection System - Sewer Improvements - Program Expenditure by Fiscal Year

3. PROGRAM COST SUMMARY

Table 3 provides an overall program-level cost summary of the R&R Program. It shows the Expenditures to Date; Current Approved Budget and Current Forecasted Cost; and the Cost Variance between the Approved Budget and Forecasted Cost.

The total Approved Budget for the R&R Program is \$1,099.0 million and the Current Forecasted Cost at completion is \$1,088.8 million (\$10.2 million under the Current Approved Budget).

Table 3. Program Cost Summary

Subprograms	Expenditures to Date (\$ Million) (A)	Current Approved Budget (\$ Million) (B)	Current Forecasted Cost (\$ Million) (C)	Cost Variance (\$ Million) (D = B - C)
R&R Collection Systems	\$672.27	\$909.34	\$899.14	\$10.20
R&R Treatment Facilities	\$137.84	\$189.66	\$189.66	-
Program Total	\$810.11	\$1,099.00	\$1,088.80	\$10.20

4. PROGRAM SCHEDULE SUMMARY

Figure 4 and Table 4 compare the Current Approved and Current Forecasted Schedules for the R&R program. The Approved Schedule completion for the overall R&R program is March 2023. The overall R&R Program is currently forecasted to be completed in March 2023.

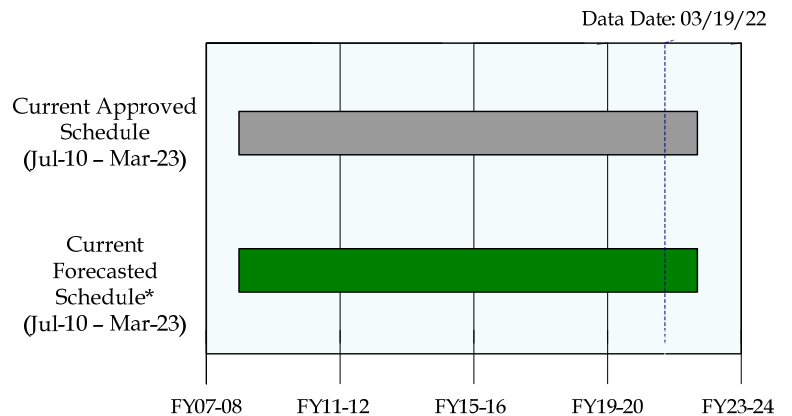


Figure 4. Program Schedule Summary

Table 4 Current Approved vs. Current Forecasted Schedule Dates

Sub-Program	Current Approved Project Start	Actual Start	Current Approved Completion	Current Forecasted Completion	Schedule Variance (Months)
R&R Collection Systems	07/01/10	07/01/10✓	03/31/23	03/31/23	-
R&R Treatment Facilities	07/01/10	07/01/10✓	02/14/23	02/14/23	-
Overall Program	07/01/10	07/01/10✓	03/31/23	03/31/23	-

5. PROGRAM PERFORMANCE SUMMARY*

All costs are shown in \$1,000s as of 03/19/22

Program Name	Active Phase (**) (a)	‡ CIP Approved Budget (b)	‡ Current Approved Budget (c)	Current Forecasted Cost (d)	Expenditures To Date (e)	Cost Variance (f = c - d)	% Cost Changes (g = f/c) (+++)	‡ CIP Approved Completion (h)	‡ Current Approved Completion (i)	Current Forecasted Completion (j)	Schedule Variance (k = i - j)
Renewals and Replacements											
15722 - R&R Collection Systems	MP	\$ 793,640	\$ 909,340	\$ 899,140	\$ 672,269	\$ 10,200	1%	03/31/22	03/31/23	03/31/23	-
15724 - R&R Treatment Facilities	MP	\$ 163,035	\$ 189,660	\$ 189,660	\$ 137,840	-	0%	02/14/22	02/14/23	02/14/23	-

* Exclude projects with completed construction and projects that are no longer active (i.e., deleted projects, closed projects, and projects combined with other projects)

** Phase Status Legend	
PL Planning	DS Design
BA Bid & Award	CN Construction
	MP Multi-Phases







Footnotes:

- (+) **CIP Approved Budget and Project Completion Date:** The budget and schedule approved as part of 10-year CIP for FY21-30.
- (++) **Current Approved Budget and Schedule:** The budget and schedule approved as part of 10-year CIP for FY21-30, plus any additional budget and schedule changes approved by the Commission as part of construction contract award.
- (+++) **Negative number is reflecting cost overrun (Schedule delay) and positive number is reflecting cost underrun (Ahead of Schedule).** Projects with a forecasted cost overrun greater than 10%, or forecasted delay of greater than 6 months or 10%, will be highlighted in grey.

6. PROJECT STATUS REPORT

15722 - R&R Collection Systems

Description: The purpose of the Wastewater Enterprise (WWE) Renewal and Replacement Program (R&R) Collection System Sewer Improvements project is to maintain the existing functionality of the sewage collection system and address planned and emergency projects for repair and replacement of structurally inadequate sewers. This project consists of the following sub-projects: small diameter (less than and equal to 36-inch) sewer improvements, small diameter (less than and equal to 36-inch) sewer condition assessment, spot sewer replacement, large diameter (greater than 36-inch) sewer condition assessment, large diameter (greater than 36-inch) sewer improvements and sewer transport storage box condition assessment. By utilizing an asset management approach, which factors in: physical condition, age, location, risk, public safety, paving schedule and other factors, aging and failed portions of the collection system are identified and replaced.

Program: Renewals and Replacements	Program Status: Multiple Phases	Environmental Status: Completed
Project Cost:		Project Schedule:
Approved  \$909.34 M	Approved Jul-10  Mar-23	
Forecast  \$899.14 M	Forecast Jul-10  Mar-23	
Actual  \$672.27 M	Project Percent Complete: 80.0%	
		

Key Milestones:	Environmental++ Approval	Bid+ Advertisement	Construction NTP+	Construction+ Final Completion
Current Forecast	See Note++	Various	Various	Various

+ See Section 7 for the active construction contracts information.

++On-Going Construction Projects identified in Section 7. were all covered under exemption determinations.

Progress and Status:

The summary below shows the total number of projects in each phase of the program as of March 31, 2022.

The two-hundred ninety-two (292) WWE Collection Systems projects are distributed as follows:

Planning: 2
 Design: 33
 Bid & Award: 11
 Construction: 29
 Closeout: 24
 Completed: 193

During this Quarter, 6 new projects were initiated, 4 projects were advertised, 4 projects were awarded/awaiting NTP, 9 project received NTP, 3 project completed construction and 2 projects closed out.







Issues and Challenges:

None at this time.

III. WWE R&R Quarterly Report

15724 - R&R Treatment Facilities

Description: The purpose of the Wastewater Enterprise (WWE) Renewal and Replacement (R&R) Treatment Program is to extend the useful life of the WWE treatment facility assets. The R&R Treatment Facilities projects are prioritized based upon regulatory compliance, condition assessments, Operation staff recommendations and Level Of Service goals.

Program: Renewals and Replacements		Program Status: Multiple Phases		Environmental Status: On-going	
Project Cost:			Project Schedule:		
Approved		\$189.66 M	Approved Jul-10		Feb-23
Forecast		\$189.66 M	Forecast Jul-10		Feb-23
Actual		\$137.84 M	Project Percent Complete: 83.0%		
					
Key Milestones:	Environmental++ Approval	Bid+ Advertisement	Construction NTP+	Construction+ Final Completion	
Current Forecast	See Note++	Various	Various	Various	

+ See Section 7 for the active construction contracts information.

++ Projects will be reviewed for CEQA compliance as they proceed.

Progress and Status:

The summary below shows the total number of the remaining projects in each phase of the program as of March 31, 2022.

The one-hundred and fourteen (114) active WWE Treatment Facility Repair projects are distributed as follows:

Planning: 5
 Design: 2
 Bid/Award: 3
 Construction: 9
 Closeout: 30
 Completed: 65

Equipment Purchase FY22 to Date: nine (9) equipment purchases completed totaling \$440,174.04.

Issues and Challenges:

None at this time.

7. On-Going Construction**

Construction Contract	Schedule			Budget		Variance (Approved - Forecast)		Actual % Complete
	NTP Date	Approved Construction Final Completion	Current Forecasted Construction Final Completion*	Approved Contract Cost	Current Forecasted Cost*	Schedule (Cal. Days)	Cost	
R&R Collection System								
10033122-Variou Locations Sewer Replacement No. 8 (WW-679)	01/04/21	01/03/22	05/31/22	\$ 4,409,287	\$ 4,409,287	(148)	-	85.8%
10034813-As-Needed Main Sewer Replacement No. 8 (WW-697)	11/30/20	01/03/23	01/03/23	\$ 7,373,000	\$ 7,373,000	-	-	62.1%
10034814-As-Needed Spot Sewer Replacement No. 41 (WW-698)	05/24/21	06/27/22	06/27/22	\$ 8,155,118	\$ 8,155,118	-	-	75.0%
10034815-As-Needed Spot Sewer Replacement No. 42 (WW-699)	11/22/21	12/12/22	12/12/22	\$ 10,176,956	\$ 10,176,956	-	-	30.6%
10034829-As-Needed Sewer Cleaning and Inspection (FY21) (WW-700)	11/23/20	06/15/22	06/15/22	\$ 1,915,287	\$ 1,915,287	-	-	84.6%
10035861-As-Needed Sewer Cleaning and Inspection (FY22) (WW-710R)	02/01/22	08/24/23	08/24/23	\$ 1,052,952	\$ 1,052,952	-	-	8.2%
10036509-As-Needed Main Sewer Replacement No. 9 (WW-713)	12/13/21	11/23/22	11/23/22	\$ 7,127,740	\$ 7,127,740	-	-	28.0%
10037103-As-Needed Spot Sewer Replacement No. 43 (WW-715)	03/01/22	04/04/23	04/04/23	\$ 9,455,123	\$ 9,455,123	-	-	4.8%

Note: * The Forecasted Cost includes all approved, pending, and potential change orders, and Final Completion Date includes all approved, pending, and potential change orders, and trends.

** This table is reflecting Active construction contract with original contract amount greater than \$1M.

III. WVE R&R Quarterly Report

Q3-FY2021-2022 (01/01/22 - 03/31/22)

Construction Contract	Schedule			Budget		Variance (Approved - Forecast)		Actual % Complete
	NTP Date	Approved Construction Final Completion	Current Forecasted Construction Final Completion*	Approved Contract Cost	Current Forecasted Cost*	Schedule (Cal. Days)	Cost	
R&R Treatment Plants								
10035390- OSP Egg-Shaped Digester Interior Lining Rehabilitation (WW-706)	10/01/20	09/20/22	09/20/22	\$ 2,461,000	\$ 2,461,000	-	-	55.0%

Program Total for On-Going Construction	Approved Contract Cost	Current Forecasted Cost	Variance	
			Cost	Percent
	\$ 52,126,462	\$ 52,126,462	\$0	0 %

Note: * The Forecasted Cost includes all approved, pending, and potential change orders, and Final Completion Date includes all approved, pending, and potential change orders, and trends.

** This table is reflecting Active construction contract with original contract amount greater than \$1M.

8. PROGRAMS IN CLOSEOUT

No program is currently under closeout.

9. COMPLETED PROGRAMS

No Program is currently completed.

This page is intentionally left blank.

APPENDICES

- 1. PROJECT DESCRIPTIONS**
- 2. APPROVED PROJECT-LEVEL SCHEDULE**
- 3. LIST OF ACRONYMS**

This page is intentionally left blank

APPENDIX 1. PROJECT DESCRIPTION

APPENDIX 1.1 SEWER SYSTEM IMPROVEMENT PROGRAM

TREATMENT FACILITIES

Southeast Treatment Plant (SEP) Improvements

10015796 - SEP Biosolids Digester Facilities Project

Planning, engineering, and construction of the new solids processing facilities will include solids pretreatment; the thermal hydrolysis process (THP); anaerobic digestion; biosolids dewatering; biosolids product storage and loadout; biogas utilization; odor control; automated control systems; chemical facilities, and associated appurtenances and piping.

Key BDFP facilities and processes consist of:

- Primary sludge (PS) and waste sludge (WAS) pumping to the solids treatment processes, which includes improvement to the existing WAS pumping facilities.
- A consolidated Solids Pretreatment building that incorporates the following processes/equipment:
 - o WAS thickening using gravity belt thickeners (GBTs) (3 units).
 - o Blending of thickened activated sludge (TAS) and PS to produce combined primary and active sludge (CPAS).
 - o Screening of CPAS using inline strainpress-type screens (5 units).
 - o Pre-THP Cake Storage (3 hoppers).
 - o Pre-THP dewatering of screened CPAS using centrifuges (5 units).
- Thermal hydrolysis of dewatered, screened CPAS using Cambi THP process (3 THP units) and cooling of the thermally hydrolyzed sludge (THS).
- Mesophilic anaerobic digestion and digested sludge (DS) storage using digesters (5 silo-shaped digesters).
- A Biosolids Dewatering building that will include the following processes/equipment:
 - o Dewatering of digested biosolids using belt filter presses (BFPs) (4 units),
 - o Storage (4 silos) and load-out of dewatered biosolids product using screw conveyors, and

truck hauling.

- Beneficial use of the biogas produced during the digestion process. Biomethane Pipeline Injection is being considered as an alternative biogas end use. The biogas will be treated to natural gas quality, injected into an existing PG&E gas line, and then sold as a renewable natural gas or vehicle fuel in a potential Public-Private Partnership (P3) contract. This alternate biogas end use would provide the SFPUC its highest value and reduce local air emissions in the SEP neighborhood due to the elimination of electricity-producing combustion engines.

- Odor control facilities consisting of biofilters, carbon units and ammonia scrubbers
- Process systems to support the BDFP facilities including No. 2 water (W2 – chlorinated and filtered plant secondary effluent) system upgrade, plant air, polymer systems, and cooling water system. Ancillary facilities will also include a ferric chloride facility for struvite control, as well as pumped plant recycle (PPR) pumping to convey the liquids return streams from thickening, pre-THP dewatering, and biosolids dewatering.

The proposed site for the BDFP facilities is adjacent to the existing SEP at 1800 Jerrold Avenue (former Central Shops) and 1801 Jerrold Avenue (former Asphalt Plant), and on portions of the existing SEP property. Possible construction staging areas for the BDFP include 1150 Phelps Street (SFPUC's former Greenhouses), 50 Quint Street and/or Pier 94/96 SF Port properties.

The construction will be completed through a Construction Manager/General Contractor delivery approach under two distinct scopes. Scope I focus on the demolition and utility relocation of existing infrastructure at the project sites. Scope II addresses the construction of the new biosolids facilities (the remainder of the work).

10015807 - SEP New Headworks (Grit) Replacement

The new 250 MGD headworks consists of major components / facilities as follows:

- New Influent Junction Structure and Influent Monitoring;

Appendix 1 - SSIP Quarterly Report

- o Construction of a new Influent Junction Structure that will include a temporary overflow weir for excess wet weather flow.
- o Construction of a temporary connection between the Influent Junction Structure and Influent Control Structure.
- o Construction of a new connection from Influent Junction Structure to the new bypass,
- o Demolition of the existing Influent Control Structure.
- o Installation of a new influent monitoring and sampling system including: influent flowmeters, pH and conductivity insertion probes, automatic samplers, and manual sample ports.
- A new Primary Influent Distribution Structure:
 - o Construction of a new bypass around the wet weather Headworks facility from the Influent Control Structure to the primary influent conduits that lead to the wet weather primary sedimentation basins (SEP 040/041).
- Upgrades to the Bruce Flynn Pump Station:
 - o Modifications to sewer connections and mechanical/electrical modifications.
 - o Addition of new bar screens and upgrades to the electrical system.
 - o Upon completion of these modifications, demolish the Southeast Lift Station (SELS).
- A new Bar Screens, Washer-Compactors and Screenings Handling Facility consisting of four multi-rake bar fine screens (three duty plus one standby), four screenings washer compactors, two shuttle hoppers, and a grit influent splitter structure.
- A new Grit Basins, Grit Washers and Grit Handling Facility using either the HeadCell (modular multi-tray grit tanks) or Pista360 (grit vortex) technology. This includes 12 HeadCell grit tanks with 24 grit pumps or six Pista360 tanks with 18 grit pumps. Both technologies involve 6 grit washers and two grit storage hoppers.
- A new Odor Control Facility, consisting of a two-stage system with bioscrubbers followed by carbon adsorption.
- New 50 mgd influent pump station, including influent piping and effluent force main, electrical building and odor control.
- Two new primary substations, each with a 15-kV vacuum circuit breaker, substation type, liquid-filled transformer, and a low-voltage

power circuit breaker on the secondary side of the transformer.

- Electrical, Instrumentation and Control Rooms/Building.
- Demolition of both existing Headworks Facilities (SEP-011 and SEP-012).

10026824 - SEP Oxygen Generation Plant (Completed)

As a result of the Clean Water Act of 1972, the secondary treatment process, which is achieved through the use of high purity oxygen (HPO), was implemented at Southeast Plant. During wet weather the regulatory permit requires that the Southeast Plant treat up to 150 million gallons per day, to the secondary level. The two existing, 66 tons per day (TPD), cryogenic oxygen generation plants that were placed in operation in 1981 are becoming extremely difficult to maintain, and have failed two times in the past year. Replacing the antiquated oxygen plants with two technologically advanced 45 TPD oxygen generation plants, will allow WWE Operations to have optimum control on the utilization of oxygen (based on the influent variations), thus significantly reducing the energy consumption.

10015808- SEP Existing Digester Roof Repairs (Completed)

As part of the SSIP, a new biosolids handling facility will be built to replace the existing system. However, the existing digesters and associated facilities must continue to handle all biosolids generated by primary and secondary treatment operations at SEP until all planning, design, construction, and commissioning activities for new facilities are completed. Under this project, work will be completed to maintain existing digestion facilities in operation with sufficient capacity and reliability to produce Class B biosolids until new facilities are available for service. The project consists of repairs to the existing floating roof and associated appurtenances (Digester 8), and replacement of the existing floating roofs and associated appurtenances (Digesters 4, 6, 7 and Cake Bins 3 & 4). This project is currently at the closeout stage.

10026825 - SEP Primary and Secondary Clarifier

Upgrades (Completed)

This project will upgrade the mechanical, structural and electrical components at the primary and secondary sedimentation tanks (clarifiers) at SEP to address operational reliability and compliance with regulatory requirements for liquid treatment. The major upgrades taking place at the primary sedimentation tanks include replacing key mechanical and electrical equipment and addressing structural repairs such as concrete repairs and coating seven tanks and influent channel. Covers for the primary sedimentation tanks and ventilation system will also be installed. Similarly, major upgrades for the secondary clarifiers include replacing key equipment and retrofitting existing secondary clarifiers (8 of 16 included in this project). Structural repairs will also be addressed including concrete crack repairs and coating.

10002192 - SEP 521/522 and Disinfection Upgrades

The major components of the project are as follows:

- SEP 521 Post-Chlorination building upgrades
 - o Replacement of four electrically actuated sluice gates (96" x 96") with new sluice gates and hydraulic actuators.
 - o Modifications to the existing SEP 521 building to include a new Effluent Sampling Station, new DCS Control Station, and upgrade to the existing bathroom for ADA compliance.
 - o Electrical work (e.g. distribution panels, transformers, power to various mechanical equipment, refeeding source power from SEP 522, and lighting).
 - o Mechanical work (e.g. effluent sampling stations, pumps, pipes and valves, HVAC and plumbing system).
 - o Instrumentation & Control (I&C) work (e.g. chemical analyzers, new DCS workstations, display screens, I/O cards, switches, associated programming).
 - o Installation of related structural work (e.g. demolition, equipment pad, anchorage).
 - o Demolition of two mud valves and actuators.
 - o Construction of new concrete access ramp and modifications to sidewalk grating system.
 - New building (SEP 522) to house electrical and

hydraulic controls

- o Construction of a new Electrical and HPU building (architectural, structural, and civil).
- o I&C work (e.g. new PLC panel, I/O cards, security system, network switches and associated programming; and connecting various equipment with control and monitoring system to plant DCS system).
- o Mechanical work (e.g. new HPU, Compressor, HVAC and Plumbing System and associated piping work).
- o Electrical work including (e.g. six new variable frequency drives for W3 pump motors, MCCs, switchboards, an emergency generator, distribution panels and lighting).
 - Improvements to the No. 3 Water System (SEP-920)
- o Installation of six new 200 HP W3 pumps and motors, associated piping and valves as well as control and monitoring systems. This includes related civil work such as site drainage, grading and paving around the W3 pump area.
- o Demolition and modification of portions of the exiting site security wall and fence, including installation of new vehicle gates and temporary asphalt vehicle access path.
- o Removal of four existing W3 pumps, two strainers, appurtenances, associated valves and piping in SEP-540.
 - Replace wood stop logs at SEP 540 – Effluent Control Structure.
 - Replace gates and actuators in SEP-200 Aeration Tanks, SEP-525 Primary Effluent and Disinfection Facility, SEP-540 Effluent Control Structure, and SEP-545 Vault V.
 - Replace valves and improve actuators/structures at SEP 530 – Chlorine Contact Channel related to W3 pump system.
 - Replace dewatering pump and submersible sump pump, and install new hydraulic panel in SEP-526 Junction Structure.

10015809 - SEP Facility-wide Distributed Control System Upgrade

This project addresses distributed control system (DCS) upgrades within the Southeast Pollution Control Plant (SEP), Oceanside Pollution Control Plant (OSP), North Point Wet Weather Facility (NPF), Channel Pump Station (CHS), Westside

Appendix 1 - SSIP Quarterly Report

Pump Station (WSS), and Bruce Flynn Pump Station (BFS). Under this project, OSP, NPF, and WSS DCS upgrades include planning/design only to ensure system-wide consistency. Both hardware and software upgrades integrating field instrumentation, control devices, communications hardware, processing hardware, interface hardware, and associated software packages into a unified system are required to provide real-time, system-wide monitoring and control. Coordination of monitoring parameters in various systems to reflect geo-spatial relationships will also be required to maintain compatibility and consistency of the input data used for process control.

10015810 - SEP Seismic Reliability and Condition Assessment Improvements

As part of the condition assessment effort, numerous seismic, conditional and operational issues associated with the existing facilities will require remedial attention before other program projects are completed. This project represents immediate improvements to the existing facilities at SEP identified as part of the condition assessment effort that are not specifically included as part of another near-term SSIP Phase 1 project. This project includes items for rehabilitation such as concrete spalling repair and seismic retrofit of priority process buildings. Seismic retrofit and structural repairs to the Sedimentation Building and channel structures (SEP 530 Contact Channel, SEP 540 Effluent Control Structure, 6' reinforced concrete pipe from SEP 540 to Booster Pump Station, Conduits C/D/E, SEP 525 Box Channel, and 9' reinforced concrete pipe to Junction Structure #5) will be completed.

10026826 - SEP Existing Digester Gas Handling Improvements (Completed)

The project consists of:

- Process upgrades addressing deficiencies related to Digester Gas Compressors, Heat Exchangers and Controllers, Combined Primary Activated Sludge (CPAS) Tank, Boiler and Boiler Stacks, Waste Flare and Cogeneration Cooling Water System, and B100 Biofuel Tank (EPA permit compliance).

- Building systems and odor control unit (OCU) upgrades such as replacing Roof Drains, OCUs and upgrading ventilation and OCUs, Roof Replacement and Air Compressor (BAAQMD Permit Application).

- Electrical Upgrades related to External Lighting Upgrades and installing Fire Alarm Building 800 (safety).

- Control Upgrades such as installing CO Gas Monitors and Replacing Digester Gas Flow Meters (safety).

- 300 feet of waste gas piping and appurtenances.

10002284 - SEP Power Feed and Primary Switchgear Upgrades

The project consists of:

- A new redundant power service from the Potrero substation provided by the Power Enterprise.

- Upgrade existing Hunters Point feed to 12 MW by PG&E.

- Upgrade main switchgear to provide adequate power for all existing SEP electrical loads and SSIP SEP projects demands and peak loads.

- Replacement/upgrade fifteen (15) aging existing primary unit substations at SEP.

- Integration of Bruce Flynn Station and Booster Pump Station in to SEP MV PDS to take advantage of SEP redundant power feed instead of separate second feeds for these facilities from PG&E.

- Enhanced Energy Monitoring and Management System (EMMS) for the MV power distribution system.

- Coordination with other SEP projects and Biosolids Digester Facilities Project (BDFP) in particular to coordinate construction of a unified emergency power distribution system for SEP in place of the several emergency generators that are currently being utilized and/or in the process of being constructed to provide emergency power for critical processes.

- Construct a duct bank from the main switchgear to an electrical MH, in close proximity to the BDFP, where BDFP will extend the power supply to its facility.

10015811 - SEP Oxygen Generation Plant 01 (Completed)

The new liquid oxygen (LOX) facility scope of work is as follows:

- Demolition Work
 - o Removal of three existing LOX storage tanks
 - o Removal of four existing vaporizers
 - o Removal of two existing Cryogenic Oxygen Plants
- Structural Work
 - o Torque down piles
 - o Concrete foundation floor slabs for LOX storage tanks and vaporizers
 - o Concrete trench
- Installation Work
 - o Installation of four vertical LOX storage tanks
 - o Installation of four LOX vaporizers
 - o Installation of a vacuum insulated piping for the package system
 - o Installation of a LOX Unloading Station

10015553 - Biofuel Alternative Energy (Completed)

A recent trend in the wastewater industry involves the addition of fats, oil, and grease (FOG) or other high-strength waste (HSW) directly into digesters to increase digester gas production and maximize the amount of renewable energy production from cogeneration. Due to the existing capacity constraints and condition of the biosolids facilities at the SEP, the addition of large quantities of FOG or other HSW is not currently feasible. While inedible kitchen grease (IKG) is currently accepted at the SEP Yellow Grease Facility, only the marginal grease is directly injected to the digesters, which consists of residual solids and moisture that is removed from the raw IKG and represents less than one percent of the daily volatile suspended solids loading to the digesters. Therefore, while not an option for the existing biosolids facilities, FOG and HSW addition could be a component of the new biosolids digesters project. The Biofuel Alternative Energy Project aims to determine if it is feasible and cost-effective for the SFPUC to generate bioenergy (e.g. biofuel or cogenerated power) as a byproduct of processing the FOG and/or food waste collected throughout the City. This project was originally initiated in 2011 before SSIP Phase 1 validation efforts began in 2012, but has been placed on hold until considered

necessary.

10037353 - SEP 550 Booster PS Condition Inspection & Interim

This project includes condition assessment of the influent channel and wet wells (confined space entry), as well as a budget allowance to perform concrete rehab to two wet wells and minor repairs to the influent channel. A firmer estimate to complete the repairs will depend on the results of the inspection. To inspect the influent channel, work must occur during dry weather and the plant must either be shut down or treated effluent diverted to Quint Street Outfall (QSO). Shut downs may last up to 8 hours, and coordination/approval is needed with the Regional Water Quality Board to allow diversion through QSO. Mechanical equipment rehab are also included as part of the interim improvements. These include:

- Replace sump pumps
- Replace water heater
- Replace air relief valves
- Replace (3) booster pumps (#1, 2 & 4)
- Replace all Variable Frequency Drives (VFD) (4)

SEP - 2 - SEP, Booster PS, & BFS Security Enhancements

The project involves the following security upgrades:

- Upgrading card readers and door contacts at all perimeter doors and ensuring proper operation
- Replacing and furnishing gates and gate operators including structural support, electrical power and controls
- Adding protective cages around outdoor chemical and electrical equipment, including an allowance for replacing/repairing the existing perimeter fence and fence support as needed
- Furnishing, installing, and configuring servers for video recording, management and analytics
- Configuring security fiber optic connectivity and adding video camera units and local recording
- Pruning the landscaping to establish clear zones, adding new security signage, and upgrading to dusk-activated LED lighting
- Establishing a visitor management system and installing turnstiles

Appendix 1 - SSIP Quarterly Report

- Monitoring improvements (e.g. developing mobile tablet security video monitoring capability, establishing a security monitoring center, a tablet-based security incident response reporting template and setting up an automatic video archiving process across all Wastewater Enterprise (WWE) sites)
- Providing interior intrusion detection of critical assets
- Adding interior presence sensing connected to an intrusion detection panel and alarming to security
 - Upgrading UPS backup power to serve security components
 - Adding new security signage with "No Trespassing", applicable penal code and emergency contact information
 - Adding a main distribution frame (MDF) to BFS.

This project also includes SEP Fire Alarm, PA system, business network and radio communications.

SEP - 3 - Oxygen Generation (SEP 275) Reliability Upgrades

An evaluation of the VPSA oxygen generation system is required and should include a root cause analysis to determine why the existing oxygen system is not operating per design. Measures to reliably meet current oxygen demands and long-term alternatives such as adding or replacing VPSA modules, or replacing the entire system with an alternative oxygen supply system, should also be evaluated. Future projected oxygen demands should be considered, which may change based on plant operation modifications. If more stringent nutrient removal regulations are imposed in the future, South East Plant (SEP) will no longer employ a pure oxygen process. The cost allowance for the project is based on adding a third module to the current VPSA system to provide redundancy, although this is not necessarily the preferred outcome for the project.

10037776 - SEP Facilities Interim H&S Imp (SEP 850 & 930)

The project at SEP 850, SEP 930 and SEP 940 involve completing health and safety

improvements, including: Engineering Building (SEP 850) Health & Safety Improvements (Install power assisted door opening devices; Address leakage and structural rehabilitation works on water damaged walls and ceilings; Install fall protection where required; Replace or upgrade the HVAC system) A seismic evaluation will be undertaken at a later stage as part of the "Seismic Evaluation and Retrofit" Project, which will assess and recommend seismic improvements to SEP 850. Admin Building (SEP 930) Health & Safety Improvements (Install emergency exit lighting and other required safety equipment; Install power assisted door opening devices, if required; Install fall protection where required; Replace or upgrade HVAC system and ventilation including lab fume hoods, where required; Remove or relocate fire-corridor obstructions; Address water ponding issues) A seismic evaluation will be undertaken at a later stage as part of the "Seismic Evaluation and Retrofit" Project, which will assess and recommend seismic improvements to SEP 930. Maintenance Building (SEP 940) Health & Safety Improvements (Install emergency lighting and exit signs at access door to roll-up door; Remove tripping hazards at threshold (uneven door landing on pull side))

10037330 - Primary Treatment (SEP 040/041) H&S Improvements

This project involves demolition of the building superstructure at South East Plant (SEP) 040/041 and replacement of all remaining deteriorated items. To control odors, the sedimentation tanks would be covered in a similar fashion to the covers on the sedimentation tanks at SEP 042. Ventilation of the covered tanks would be required to protect concrete surfaces from deterioration, and an odor control unit would be required to treat foul air from the covered tanks.

SEP - 8 - SEP Condition Improvement Projects - Part 1

Specific rehabilitation and mechanical equipment related work includes the following:

Primary Sed Tanks (SEP 042) Rehab:

- Evaluate primary effluent butterfly valves and isolation sluice gates,
- Repair exposed aggregate and concrete spalling on deck,
- Evaluate influent

gates A, B & C on top of deck (gate C is leaking on Headworks construction site), • Install emergency lighting in the below grade gallery.

Plant Effluent Control Structure (SEP 540) Rehab:

- Repair piping and evaluate mixers.

Sodium Bisulfite Tanks (SEP 515) Rehab:

- Replace sump pumps, recirculation pump, storage tanks, valves on transfer pumps, and address corrosion on pump unit,
- Evaluate feasibility of relocating the system closer to the Headworks area,
- Assess health and safety signage on tank (was observed to be inconsistent) and replace if required,
- Evaluate safety barrier at top of ladder (none observed) and install if required.

10037331 - Maintenance Building (SEP 940) Interim Improvement

Building 940 is a critical interim project for South East Plant (SEP). This is an interim project while the long-term vision and improvements under the SEP Campus Plan is being developed. Currently these crews are shoehorned into facilities not designed for the maintenance of electronic equipment. A new robust shop area is essential to be able to maintain reliable treatment facilities. The new maintenance shops included under Biosolids Digester Facilities Project (BDFP) do not address these crews. The following improvements form the basis of this project:

- Space will be modified to include interim Electrical and Instrumentation and Controls (I&C) shop areas.
- HVAC Improvements including evaluation (and installation as-needed) of wet grinder filtration system, condensing unit, and welding exhaust system)
- H&S Improvements (emergency lights, signs, trip hazards, safe roof access)

Oceanside Treatment Plant (OSP) Improvements

10029736 - Westside Pump Station Reliability Improvements

The project consists of:

- Replacement of existing bar screens and addition of screening washing and compaction systems.

- Construct an interconnection between the existing dry weather and wet weather channels downstream of the new screens.

- New HVAC system (cooling improvements) to manage rejected heat from electrical equipment.

- Replacement of existing wet weather pumps to provide pump redundancy. The construction would take place within the existing structure and includes the following major components:

- o Four new submersible pumps

- o 200 linear feet of 54-inch force main

- Increasing the power feeder capacity at WSS to account for additional wet weather pumping capacity to allow power source redundancy. The two new power sources from PG&E would run approximately 3,000 feet along the Sloat Blvd.

- Replacement of the existing odor control units (OCUs) at the WSS with dilution ventilation fans and ducting. An improved ventilation system would be installed within the pump station.

10029737 - OSP Digester Gas Utilization Upgrade

The project consists of:

- Replacement of the gas storage vessel and digester gas condition equipment. The gas cleaning system includes a 350 cfm system for moisture, H₂S, and siloxanes removal. The project includes replacement of the gas holder with new gas holding tank that will provide compressed digester gas storage at an average digester gas production of approximately 450,000 cf/day.

- Replacement of the existing cogeneration Internal-Combustion units (IC engines) and controls. The existing IC engines will be replaced by three (2)-new 620 kW IC engines to accommodate the amount of digester gas anticipated during the maximum month condition.

- Provide ancillary exhaust gas conditioning system and heat exchanger systems to comply with regulatory air board requirements, maximize process efficiency and hot water production.

- Upgrade ventilation within the energy recovery building.

- Replace electrical gear at Sub-Station No. 5; provide paralleling electrical gear and power system reliability improvements.

- 500 kw standby diesel generator and diesel fuel

storage system.

10029739 - OSP Condition Assessment Repairs

The OSP Condition Assessment Repairs project will include planning, design, and environmental review of major improvements to the plant including: rehabilitation of building structures, rehabilitation or replacement of mechanical and electrical equipment, and seismic retrofit of process tanks and buildings. Improvements focus on maintaining operational reliability and extending the service life of buildings that are required to remain in operation for 30 years or more. A preliminary evaluation identified improvements to be addressed in various phases of the project, including those at the following buildings:

- 011 - Pretreatment/Solids
- 042 - Primary Clarifiers
- 200 - Aeration Basins
- 230 - Secondary Clarifiers
- 510 - Chemical Storage
- 530 - Chlorine Contact Channels
- 620 - Digester Operations
- 630, 640, 650, 660 - Digesters 1, 2, 3 and 4
- 741 - Digester Gas Holder
- 800 - Co-Generation
- 821 - Gas Burner
- 920 - Pipe Gallery
- 930 - Administration and Laboratory
- 961/962 - Parking and West Entrance Tunnel/East Entrance Tunnel

10029740 - OSP Odor Control Optimization (Completed)

This project includes planning, design, environmental review and construction/upgrades to inefficiencies identified in Building 042 (Primary Clarifiers). Currently, the air from the entire building is exchanged and scrubbed for odor. In order to significantly reduce the volume of air treated for odor, the primary clarifiers should be covered and only air from the primary clarifier basins scrubbed. The main components of this project included:

- New covers for the five primary clarifiers (each cover would be approximately 190 feet long by 38 feet wide).
- Duct work to connect the head space in each

clarifier basin to the odor control system.

Current plans involve the completion of an odor control study as part of the Alternative Analysis Report (AAR) planning phase. Opportunities may exist for reducing energy consumption while maintaining effective performance and meeting offsite odor limits. These include optimizing system operation, consideration of different reduced backpressure media, implementation of new lower energy usage technologies, and ventilation strategies including reduced turnover, covers for reducing volume, and air transfer. Based on the results of the alternative analysis, the project will forego covering the primary clarifiers and implement other optimization measures in its place.

OSP-2 - Solids Thickening (OSP 011) Process Upgrade

Depending on the status of the R&R project (CWWRNRTFA8) to replace the GBT with RDT, an alternatives evaluation should be performed to confirm the selected thickening technology. As a basis, this project assumes replacement of the two remaining GBTs and installation of two new RDTs that can thicken a combination of primary sludge, waste activated sludge, and secondary scum. The scope of the project also includes the replacement of corroded pipe, room fixtures, demolition of the existing units and ventilation improvements as detailed below:

1. Demolish/remove the two (2) existing GBTs.
2. Install two (2) new 2 RDTs and associated controls.
3. Replace the three (3) existing washwater booster pumps, piping and appurtenances to meet the RDT flushing requirements.
4. Install hot water lines to supply hot water for flushing the RDTs.
5. Install a redundant primary scum skimmer.
6. Redesign the drains on existing and new drum screens to improve venting and add flushing connections.
7. Install a new ultrasonic pulsar level sensor in the TPAS tank and improve the mixing system in the tank.
8. Replace the three (3) thickened sludge pumps 42P6-1,2&3.
9. Replace all corroded pipe, and all rusted window frames and doors.
10. Replace floor grates and tiles.
11. Upgrade electrical components and DCS control of the new system.
12. Install a new ventilation system,

including exhaust fans and duct work for both the new and existing RDTs, and improve the ventilation in both the sludge thickening and sludge dewatering rooms. Coordinate work with the OSP Ventilation Upgrades Project. 13. Install two fixed hydrogen sulfide sensors in the Gravity Belt Thickener Room (OSP 01-028). Address any residual thickening area odor issues that were not addressed by the OSP Ventilation (HVAC) Upgrades Project.

OSP-3 - OSP Plant-wide Ventilation (HVAC) Upgrades

A wide range of HVAC-related improvements were identified as part of the OSP Condition Assessment Repairs Project. It was determined that a plant-wide air handling performance evaluation be conducted in order to determine if the ventilation systems are meeting code requirements and to better identify needed HVAC improvements.

Specific HVAC-related work includes the following:

Plant-Wide Air Handling Performance Evaluation: Conduct a plant-wide air handling performance evaluation.

OSP 011:

- Replace inadequate duct supports in OSP 011 hallway areas
- Duct supports within exhaust fan room at OS70EF1-1 thru -3 and OS70EF1-5 and -6 needs to be refastened / replaced
- Coordination HVAC evaluation, design and construction under the OSP Solids Thickening Process Upgrades project

OSP 530:

Look at ventilation issues if keeping the temporary chemical station from the Recycle Water Project. OSP 620:

- Replace all HVAC equipment. Based on results of the plant-wide air handling performance evaluation, make provisions for increasing air ventilation rates in order to declassify area from Class 1 Division 1 to Class 1 Division 2.

• Replace FRP ducts in digester basement serving fans 70EF19-1, 2. OSP 042: Replace HVAC ductwork

OSP 230: Replace HVAC supply ductwork

OSP 930: Replace all HVAC equipment

10036398 Condition Improvement Projects - Part 2

A wide range of mechanical equipment related improvements were identified as part of the OSP Condition Assessment Repairs Project. Specific work that forms part of the basis for this work includes the following (note that additional improvements are in progress or completed):

Digestion (620) Health and Safety Improvements

- Add handrails to the open risers at east end of stairs to bring into building code compliance.
- Replace insulation on digester hot water piping related to Pumps 49P22-1 to 4 and Heat Exchangers 43M34-1 to 4.

• Replace traction elevator due to corrosion/damage caused by water intrusion.

Digestion Operations (620) Mechanical

- Replace the six (6) sump pumps (620-SP-01 to 06), increase the capacity of the sumps and sump pumps 620-SP-03 & 04 to match 620-SP-01 & 02, and address area classification issues. (Please note that ventilation improvements as a result of the HVAC ventilation study findings may be made which could result in an electrical reclassification of the OSP 620 area).

• Replace the four (4) digester sludge transfer pumps 43P19-1 to 4 and valves and address area classification issues. (Please note that ventilation improvements as a result of the HVAC ventilation study findings may be made which could result in an electrical reclassification of the OSP 620 area).

• Install additional instrumentation for monitoring and control of the digester sludge day tank.

• Replace the level sensors on the digester sludge day tank.

• Install an automatic drip trap on the iron sponge piping.

• Replace the four (4) odor control units connected to the PRVs on top of each digester.

• Replace the four (4) digester hot water pumps (49P22-1 to 4) Polymer & Ferric Chloride (011) Replacement:

- Replace all ferric chloride equipment (10 metering pumps, piping, valves & pipe supports) with new skid systems. Replace with VFDs rated for constant torque where appropriate. Ensure the controls are located outside of the containment

Appendix 1 - SSIP Quarterly Report

area.

- Replace the seven (7) polymer feed pump systems (mixed liquor, GBT, and screw press polymer feed).

- Replace the three (3) neat polymer and three (3) mixed polymer transfer pumps.

- Evaluate the condition of the six (6) polymer tanks (2 - 9,200 gal Neat Polymer Storage tanks, 2 - 2,000 gal Polymer Mix Tanks, 2 - 2,000 gal Polymer Feed Tanks) and replace as necessary.

Primary Clarifiers (042) Structural Refurbishment

- Patch and coat concrete areas and address structural defects per CER "Confined Space Wetted Concrete Condition Assessment and Repair Report"

Primary Clarifiers (042) Mechanical

- Replace the five (5) clarifier influent inlet valves and flowmeters (to be coordinated with R&R Program)

- Replace the five (5) clarifier drain valves

- Replace the five (5) clarifier sludge collectors (longitudinal and transverse

- Replace the ten (10) primary sludge pumps

Aeration Tanks (200) Structural Refurbishment

- Patch and coat concrete areas and address structural defects per CER "Confined Space Wetted Concrete Condition Assessment and Repair Report"

Aeration (200) Mechanical

- Replace the three (3) aeration tank influent sluice gates

- Replace the two (2) aeration tank dewatering pumps

- Replace the eighteen (18) aeration tank mixer gear boxes
- Replace the three (3) primary effluent bypass valves and associated pneumatic actuators and controls

- Provide one (1) strap on doppler-type flow meter for installation on the bypass line at a suitable location

- Potentially add up to three (3) additional aeration tank mixers

- Replace the aeration tank purity sensors and mixed liquor channel air diffusing system piping

UPS Battery Replacement

- Design and install a new plant-wide UPS system to replace the five (5) temporary plant-wide UPS battery systems associated with the following control panels:

- o CP- 4, Secondary clarification process

- o CP-5, RAS Pumps

- o CP-6, W3 Water Pumps

- o CP-17, HVAC exhaust in the primary and secondary clarifier areas

- o CP-23, Plant air system

Cogeneration Building (800) Mechanical

- Replace the sump discharge piping associated with sump pumps 800-SP-01 & 02

Additionally, this project will fund the construction of the following two projects from the R&R Program:

- OSP 042 Primary Clarifier Improvements (Helical Scum Skimmer)

- OSP Grit Classifier & Influent Gates Replacement

OSP-5 - OSP Odor Control Upgrades

Specific work includes the following: Primary Odor Control System Improvements: 1.Covering of the influent and effluent channels in OSP 042. The primary clarifiers would remain open and uncovered. 2.Refurbishment of the existing Odor Control Units (OCUs) serving OSP 042. 3.Installation of heating coils to be used to pre-heat the foul air extracted from below the covered channels, OSP 042 building space, and the aeration basin channels prior to treatment through the OCUs. 4.Other miscellaneous improvements include new variable frequency drives (VFDs) at the supply fans, new odor control fans with VFDs, duct repairs at odor control fans, replacement of fan differential pressure switches and automated ventilation modulation. Secondary Odor Control System Improvements: 1.Sealing the inlet weir channel openings and effluent channel openings with aluminum checker plate hatch covers. The secondary clarifiers would remain open and uncovered. 2.The air from the channel head spaces would be extracted and treated by two existing OCUs. 3.The room air will contain very low odor/moisture concentrations and will be transferred to OSP 530 as makeup air and then exhausted outdoors without treatment. 4.A heating coil will be installed to pre-heat the foul air prior to the OCUs. 5.Other miscellaneous improvements include new VFDs at supply fans, a new odor control fan, new space exhaust fans

with VGDs, rebalancing existing odor control fans, blank-off plates at existing ductwork, replacement of motor control center (MCC) exhaust fan along with associated ductwork and disconnect switch, replacement of fan differential pressure switches and automated ventilation modulation. Replacement of High Head Loss Fittings: 1. Replacement of two rectangular elbows in a Z-type configuration which supply HVAC supply air to the second floor Gravity Belt Thickening Area in OSP 011 with two smooth radius elbows with a splitter vane.

OSP-7 - Admin Bldg (OSP 930) Health & Safety Improvements

A wide range of health and safety related improvements were identified as part of the Oceanside Plant (OSP) Condition Assessment Repairs Project. Specific work includes the following: Repair concrete deficiencies, water infiltration, and drainage issues within OSP 930 per conceptual engineering report (CER) "Concrete Surface Condition Assessment and Repair TM". Replace the three (3) OSP 930 building sump pumps. Replace the nine (9) Laboratory Fume Hoods. Replace the laboratory and freight elevators (freight elevator is higher priority).

OSP-8 - OSP DCS Upgrade (Construction)

This project will replace the aging control system infrastructure at OSP and other satellite wastewater facilities like WSS as the existing DCS equipment are obsolete. The upgrades include converting all existing DCS, Wonderware HMI, and programmable logic controllers (PLCs) to Emerson-based systems as specified by the Facility-Wide DCS Control Upgrades Project, and upgrades to OSP's aging control panels, annunciator panels, sensors, disconnect switches, bare grounding wiring and control devices. The DCS supplier will provide design and installation services. In addition to the needed DCS upgrades to the specified Emerson-based systems, a wide range of DCS-related improvements were identified as part of the OSP Condition Assessment Repairs Project. These are listed below, but should be further evaluated during planning and design by the DCS Contractor.

OSP 011 Building • Replace local control panels LP-02-2, LP-03-3, LP-12-1. Replace control panels CS-02/03-1, CS-47-1 and CS-47-3. Replace panel FP12-1. Refurbish CP-1, CP-9, CP-10, CP-12, CP-14, CP-15 and CP-19. Replace 25 standard disconnect switches in the Bar Screen Room. Replace 20 Class 1/Division 1 disconnect switches in the Bar Screen Room.

OSP 042 Primary Clarifiers • Replace 21 disconnect switches and all bare copper grounding wire. OSP 200 Aeration Tanks • Replace/Refurbish control panels CP-2 and CP-3 with new annunciator panels and LED lights. • Replace existing FP-10-1 next to CP-3. This aeration panel has a PLC and internal relay boards that are identical to the FP12-1.

OSP 230 Secondary Clarifiers • Replace local control panel (CP-13) and refurbish the annunciator panel.

OSP 620 Digestion Operations • Replace control panels CP-22, LP-47-20 and Day Tank Bubbler Panel for code compliance. Please note that these control panels may not require replacement if ventilation improvements are made which result in an electrical reclassification of the OSP 620 area. Recycled Water Facility • Interface with the PLC

10037777 - OSP & WSPS Security Enhancements

The project involves the following security upgrades: Upgrading card readers and door contacts at all perimeter doors and ensuring proper operation Replacing and furnishing gate and gate operator including structural support, electrical power and controls Adding protective cages around outdoor chemical and electrical equipment, including an allowance for replacing/repairing the existing perimeter fence and fence support as needed Furnishing, installing, and configuring servers for video recording, management and analytics Configuring security fiber optic connectivity and adding video camera units and local recording Establishing prune landscaping, adding new security signage, and upgrading lighting to dusk-activated LED lighting Adding interior presence sensing connected to an intrusion detection panel and alarming to security

OSP-11 - Gaseous Oxygen System (OSP 011)

Upgrades

The appropriate technology and alternative would be explored in the project's planning phase, but as a basis for this project, replacement of the PSA units with vacuum pressure swing adsorption (VPSA) units is assumed. PSA reduces the desorption pressure compared to VPSA, which allows for a higher percentage of available oxygen to be recovered and less air to be processed. This project includes the replacement/upgrade of the existing gaseous oxygen (GOX) system at OSP as detailed below: 1. Demolish/remove the three (3) existing 10 ton per day PSAs 2. Install two (2) new 10 ton per day VPSAs 3. Replace the GOX line connecting the VPSAs to the OSP 200 Aeration Basins

North Point Wet Weather Facility Projects

10026821 - Northpoint Outfall Refurbishment (Completed)

Rehabilitation of the outfall system includes removal of sediment/debris inside subterranean reinforced concrete sewers and repair of concrete spalls, cracks and damaged linings with epoxy. Rust formations will also be removed, followed by re-lining of existing cast-iron pipes (CIPs) with epoxy lining that provides the protection against the extreme corrosive marine environment and strength to withstand operating and hydrodynamic loads. In addition, sediments deposited inside and around the diffuser pipes will be removed and disposed of, along with associated steel supporting brackets. The project will also include installation of a new cathodic protection system for the Outfall System CIPs, ductile iron pipes (DIPs), and Outfall support structures under Piers 33 and 35; repair of damaged coating of Outfall pipes and supports; and installation of air vents and air relief valves on the outfall to release entrapped air.

10026822 - North Shore Pump Station Wet Weather Improvements

The project scope consists of:

- Demolition of the Materials Testing Lab within the North Shore Pump Station.
- Replace four Dry Weather (DW) pumps with

larger units so that 3 of the 4 pumps are capable of pumping 75 mgd during wet weather.

- Replace/extend discharge piping as needed for new flow path.
- Upgrade dewatering system, personnel elevator, bridge cranes, ventilation system and odor control system.
- Replace dry weather bar screens.
- Upgrade electrical systems.
- Full-range flow meter for each discharge pipe for measurement and regulatory requirements.
- Upgrades to existing standby generator to operate any one (1) of the dry weather pumps.
- Upgrades to the existing ferrous chloride system with double walled tanks, metering pumps and secondary containment system.
- Corrosion control and concrete coating at inlet channels and wet well.
- Re-roof North Shore Pump Station.

NPF-1 - Sedimentation (NPF 040/041) Tanks Condition Improvements

The project will perform condition improvements and upgrades to the sedimentation tanks, including the following components: NPF 040 & NPF 041 Sedimentation Buildings No. 1 & 2 Improvements:

- Concrete structural rehabilitation (patch and coat basin concrete and repair cracks)
- Replace doors that are in poor condition
- Evaluate HVAC system and ventilation and install a new heating system for locker rooms
- Replace building hot water system
- Building structural repairs, including replacement of roof (consider the presence of solar panels)
- Address NFPA 820 area classification issues in the locker room, control room & basement
- Rehabilitate locker rooms. Evaluate separating personnel areas from process areas
- Repair/replace deteriorated piping, equipment supports and other corroded metallic components
- Upgrade non-compliant stairs and hand/guardrails. Guards noncompliant at sedimentation tanks
- Provide no-flow cutoff for sludge pumps to protect pumps from running dry
- Replace building sump pumps and two (2) air compressors in NPF 041

- Upgrade NPF 041 server room to prevent foul air and water from entering

- Remove all abandoned-in-place equipment

NPF 043 Grease & Scum Removal Building Improvements:

- Concrete structural rehabilitation (repair cracks and spalling, patch and coat areas exposed to wet conditions)

- Building structural repairs, including roof replacement, general piping and corroded metal items

- Replace all roll-up doors

NPF 060 Sludge Control Building (including NPF 061, NPF 062, NPF 063, NPF 064) Improvements:

- Concrete structural rehabilitation

- Building structural repairs, including roof and door replacement, repair general piping, handrails, metal items corrosion

- HVAC/ventilation upgrade • Replace doors, a dewatering pump, and sump pumps

- Replace elevator (evaluate industrial-type elevator) and MCC

- Remove abandoned-in-place equipment, particularly electrical and modernize control room and "lab" room

NPF-2 - Admin Bldg (NPF 930) Evaluation & Interim H&S Improvements

This project involves an evaluation of NPF 930 to provide safe working conditions for employees. The interim rehabilitation components will be identified during the planning stage of the project, but as a basis, the following items are assumed:

- Interim structural repairs (repair deteriorated concrete)

- Replace roll-up doors and make make entrance ADA accessible

- Replace UPS for the emergency lighting system

- Replace elevator

- Rehabilitate HVAC system (including heating, vent fans, and ducting)

- Electrical improvements needed for Southside buildings to serve lower voltage applications

- Assess need for crane, replace if appropriate (used to access dewatering sump pumps)

- Evaluate area and use of dewatering sump pumps; replace pumps, piping, valves, EI&C, if appropriate

- Inspect/replace guardrails/handrails

- Install fire sprinklers/alarms and exit lighting, replace and install new lighting

NPF-3 - Dechlorination Process (NPF 500) Evaluation & Interim Rehab

The interim rehabilitation components of the project at NPF 500 are as follows:

- Repair deteriorated concrete surfaces

- Leakage into the lower level pump room needs to be addressed

- Repair or replacement of Palmer-Bowlus flume (effective flow monitoring is needed and currently not available)

- Assess the dewatering system pumps and piping; dewatering pumps and suction lines to be inspected and repaired/replaced

- Repair general piping, metal items corrosion

- Upgrade/replace the HVAC systems

- Evaluate if new sampling system is needed. If required, replace sample pumps and ISCO samplers, or provide a sampling system

- Assess functional need for replacement of chlorine residual analyzers (currently not in use)

- Assess disinfection (hypo contact) and dechlorination (bisulfite contact) functional needs

- Evaluate condition of two seal water pumps In addition, a process evaluation of the facility should be undertaken, which will involve evaluation of the long-term plan for the facility. This will determine whether the Roundhouse should be upgraded, or eliminated and replaced by another type of disinfection & dichlorination system.

10037904 - NPF & NSS Security Enhancements

The components of the project are as follows:

- Upgrade continental card reader access control

- Replace and furnish gate and gate operator including structural support, electrical power and controls

- Add protective cages around outdoor equipment, & repair/replace perimeter fence

- Furnish, install and configure servers

- Configure security fiber optic connectivity & add video camera units

- Add signage, lighting and prune landscaping

- Provide interior presence sensing connected to intrusion detection panel

NPF-6 - NPF DCS Upgrades (Construction)

This project will replace the aging control system infrastructure at NPF as the existing DCS equipment are obsolete. The needed upgrades include converting all existing DCS control systems to Emerson-based systems as specified by the Facility-Wide DCS Control Upgrades Project, and upgrades to the aging control panels, annunciator panels, sensors, disconnect switches, bare grounding wiring and control devices.

The DCS supplier will provide the following design services:

- Network configuration and architecture design
- Equipment location and layout design
- DCS panel layouts and wiring diagrams
- Loop drawing development
- Control narrative development support
- Human Machine Interface (HMI) screen standards development
- DCS application software development

The DCS supplier will provide the following equipment:

- Process control module panels
- Remote I/O (RIO) panels
- Server equipment and racks
- Main fiber distribution rack panels
- Marshalling panels or "B" panels
- Fiber optic patch panels and terminal panel
- Network switches and routers

COLLECTION SYSTEM

Central Bayside System Improvement Project

10002102 - Central Bayside System Improvement Project - Phase 1

The Central Bayside System Improvement Project (CBSIP) will provide collection system enhancements to both the Channel and Islais Creek watersheds including redundancy for the existing 66-inch Channel Force Main, infrastructure improvements to sewers and pump stations, and stormwater management. Major components of the project consist of a tunnel to transport (via gravity) dry and wet weather flows from the Channel and North Shore watersheds to

the SEP, a large all-weather pump station to lift the flows into the SEP, improvements to Channel Pump Station (CHS), and infrastructure improvements within the watersheds. This project will provide planning, environmental review, and preliminary design for the improvements. Design and construction of CBSIP will be completed in Phase 2 of SSIP.

The Channel Tunnel will include a gravity tunnel approximately 24-feet in diameter and up to 10,000 feet long, extending from the existing CHS near Mission Creek to the SEP. It will also include a new Channel Tunnel Lift Station (CTLS) with approximately 120 MGD capacity, located in the vicinity of the SEP at the southern end of the Channel Tunnel. The existing CHS will be retrofitted to include additional pumping functions, potential grit removal, and potential odor control.

Interceptors/Tunnels/Odor Control

10033106 - Geary BRT Sewer Improvements Phase 2

SFMTA is implementing the Geary Bus Rapid Transit (BRT) Program and SFPUC will be a partner to replace/upgrade sewers along the Geary Corridor. Any sewer work required, whether it is sewer relocation, sewer rehabilitation or sewer replacement, will be undertaken as part of SFMTA's project.

SFPW has started the pre-planning effort in determining sewers that may need replacement due to age and/or condition. Approximately 2.2 miles of sewers on this Geary corridor, from Stanyan Street to 34th Avenue (Phase 2 of the BRT Program), and on nearby cross streets, have been identified as possibly needing replacement. The weighted average age of these sewers is 74 years.

10034718 - Large Sewer Condition Assessment and Improvements

This is a collection of sewer improvement projects that will rehabilitate and/or replace Large Sewers (sewers greater than 36-inches in diameter or equivalent diameter) that has been prioritized using Collection System Asset Management Program (CSAMP) data with the highest risk level for failure. The collection of projects (or

subprojects) were identified from the efforts of SSIP Phase 1 projects, 10002641 - Collection System Condition Assessment.

Included as one subproject to construct an intertie between the existing 66-inch diameter Channel Force Main sewage conveyance line to the Islais Creek Transport/Storage Box.

As of September 2021, the list of subprojects under 10034718 include:

- A) Channel Force Main Intertie
- B) New Montgomery, Mission, Jessie, & Minna Streets Brick Sewer Rehabilitation
- C) Panhandle and Inner Sunset Sewer Improvements
- D) Tenderloin and Nob Hill Sewer Improvements
- E) Chinatown and North Beach Sewer Improvements
- F) Castro District Sewer Improvements
- G) South Van Ness Ave Sewer Improvements (joined Paving Project)
- H) East SOMA Sewer Improvements
- I) Hayes Valley Sewer Improvements
- J) West SOMA Sewer Improvements

10033745 - Mission Street, 16th to Cesar Chavez Streets, Brick Sewer Rehabilitation

Based on the outcome from SSIP Project CWWSIPCSSR02, Collection System Assessment, "Mission Street, 16th to Cesar Chavez, Brick Sewer Rehabilitation" (Mission BSR), and "New Montgomery Brick Sewer Rehabilitation" (NM BSR) projects were identified. The planning work for Mission BSR was completed with CWWSIPCSSR02, and the planning work for NM BSR was completed in this project. The remaining project phases for Mission BSR are included in this project. Other large-diameter sewer improvement projects will be implemented with other capital projects, such as Project No. 10034718.

The purpose of this proposed project is to rehabilitate the certain existing main sewers located on Mission Street (between 16th and Cesar Chavez Streets). This proposed project includes design, right-of-way, environmental, bid and award, construction and closeout phases to rehabilitate approximately 5,000 linear-feet of the large-diameter sewers, located on Mission Street, between 16th and Cesar Chavez Streets, utilizing

trenchless rehabilitation methods (cured-in-place liner, spray-mortaring or slip-lining).

10002554 - Richmond Transport Modeling (Completed)

Historically, geysering and blown manholes have been observed in the Richmond Transport/Storage Tunnel and upstream sewer system during large storms. These phenomena may be due to surge activity in the system, release of trapped air pockets, or excessive venting relative to the available vents. Various hydraulic models were performed using InfoWorks and some physical improvements to the system have been made over the last 15 years. The hydraulic modeling performed could not account for air pockets or potential bores in the system; therefore, WWE and SFPW/Hydraulics agreed that consultant support was needed to provide numeric modeling that can stimulate the known situation and provide recommendations for capital improvements to address the system issues.

This project included the review of two separate models: the InfoWorks Integrated Catchment Model (ICM) of the San Francisco collection system, and a Transient Analysis Program (TAP) model of the Richmond Transport/Storage Tunnel and associated sewers and amenities. Recommendations for improving the system and addressing the identified issues were developed in a technical memorandum (TM). Since the completion of the TM, a new project was initiated to evaluate and determine which recommendations from the TM would be implemented through construction. This project ended at the Planning Phase.

10002641 - Collection System Condition Assessment

This project consists of:

- Performed condition assessments and confirmed the needs for rehabilitation or replacement of approximately 10-miles of sewers.
- The following condition assessment steps are taken:
 - o Identified goals for condition assessment,
 - o Determined the type and level of condition assessment needed,

- o Performed asset inspection,
- o Performed data analysis, and
- o Provided recommendations for projects to be rehabilitated through SSIP Project 10033745, 10034718, and potentially future capital projects or R&R projects.
 - Completed the planning phase, including the CER, for the first group of large-diameter sewers located on Mission Street, between 16th and Cesar Chavez Streets, with the remaining project work for Mission Brick Sewer Rehab will be implemented through FSP Project No. 10033745.

10002652 - Kansas and Marin Streets Sewer Improvements

The purpose of the Kansas and Marin Streets Sewer Improvements is to address the SSIP Level of Service (LOS) goals of managing stormwater from a statistically derived storm lasting 3-hours, with a total of 1.3-inches of rainfall and defined peak rainfall intensity (5-year 3-hour, LOS storm). The proposed project includes planning, environmental review, right-of-way, design, construction and closeout phases and assumes the following scope of work:

- Entering into a Memorandum of Understanding (MOU) with San Francisco Public Works (SFPW) to allow the sewer construction and permanent sewer alignment within their Cesar Chavez Maintenance Yard, and providing for temporary staff parking to replace spots displaced by the construction
- Utilizing design-build method (vs. design-bid-build) project delivery method; where, a Request for Qualification will be followed by a Request for Bid, and the selected bidder or design-builder will complete the design from 65% to 100% design and also construct the approved design and project.
- The design-builder will design and construct approximately 900 linear feet of 8-foot diameter tunnel installed using micro-tunnel boring machine (MTBM) construction method in the MOU through SFPW's Maintenance Yard.
- The design-builder will design and construct two new reinforced concrete junction structures (including angled access manhole structures) to connect with the existing sewers, and design and construct surface restoration improvements

associated with project completion.

10002689 - Drumm and Jackson Streets Sewer System Improvement

The purpose of the Drumm and Jackson Streets Sewer Improvements is to address the SSIP Level of Service (LOS) goals of Operational Reliability (State of Good Repair). The project includes planning, environmental review, design, bid and award, construction and closeout phases for the following scope of work:

- Completed trenchless rehabilitation of the following sewers using spray-mortaring and epoxy coating:
 - o Approximately 800 feet of the Drumm Street Box Sewer (7'6" x 6'0").
 - o Approximately 200 feet of the Jackson Street Box Sewer (8'6" x 7'0").
- Completed associated work with the rehabilitation, including:
 - o Performed sewer cleaning prior to the trenchless rehabilitation.
 - o Bypassed sewer flow by damming and piping through the existing box sewer.
 - o Performed surface restoration.
 - o Coordinated work with WWE to ensure worker safety and prevent any wet weather impacts.
- Completed CEQA approval and public outreach of the project.
- Entered into a Memorandum of Understanding with SF Port for the work near the intersection of The Embarcadero and (the paper street) Jackson Street.

10002760 - Cargo Way Sewer Box Odor Reduction

The proposed project consists of:

- Preparation of a Needs Assessment Report to identify odor control opportunities in the Bayside collection system based on the WATS model evaluation. (Completed).
- Odor control improvements identified by Operations for sewer box located at Cargo Way include the following:
 - o Identification of flow sources and potential Infiltration and Inflow (I&I) issues
 - o Installation of tee at Booster Pump Station Effluent manifold
 - o Trenchless installation of 50 LF of 12-inch

Ductile Iron Pipe (DIP) inside 18" steel casing beneath SFMTA tracks

- o Installation of 3,950 LF of 12-inch DIP
- o Installation of backflow preventer and control valves
- Obtain CEQA approval (CatEx is assumed) and other necessary permits as necessary to implement project (such as Maher and BCDC application)
- Establish construction and long-term MOU with SFMTA and SF Port
- Conduct public outreach to the community, including SF Port and its stakeholder

10031676 - Rutland Sewer Improvements (Completed)

Under this project, the hydraulic capacity of the sewers in the project area will be increased to meet the SSIP Level of Service storm. The project will consist of multiple improvements along Rutland Street (from Visitation Avenue to Sunnydale Avenue) including replacing the existing sewer with a larger reinforced concrete pipe, constructing a wet weather diversion structure, and conveying water passing over a weir inside this underground structure during a large storm event through new piping and discharging into a deep wet weather tunnel (Sunnydale Sewer Tunnel). To minimize construction impacts to the community, this sewer work will be constructed with the Visitation Valley Green Nodes Project.

10002664 - Van Ness BRT Sewer Improvements

The scope of sewer work includes the following:

- Construct approximately 20,000 LF of 12-inch to 54-inch diameter VCP and RCP sewers or HDPE sewers in steel casing between Mission Street and Lombard Street for a twin sewerage system along the entire corridor.
- Construct 187 concrete manholes along the new sewer alignment.
- Repair, replace, or construct approximately 2,215 LF of 6-inch or 8-inch side sewers and connect to the newly constructed main sewer.
- Construct 80 new concrete catch basins to ensure proper overland flow drainage around the proposed platforms and bulb-outs.
- Install 121 new cast iron water traps for existing

catch basins to remain where connections to new main sewers are necessary.

- Construct approximately 2,200 LF of 10-inch diameter VCP culverts for new catch basins.
- Inspect newly constructed main sewers, side sewers and culverts by closed-circuit television (CCTV).
- Plug and fill to abandon approximately 1,800 LF of existing sewers where sewers are to be relocated.

10002667 - Better Market Street Sewer Improvements - Phase 1

In line with SSIP's strategy to work with other City and County agencies on projects they initiated to protect value and function of wastewater facilities, SFPUC partnered with SFMTA and SFPW in the Better Market Street (BMS) State of Good Repair Program. This interdepartmental project will replace aging sewers. The SSIP will participate in this Program with the replacement of most of the sewers in Market Street, many of which are made of bricks and are over 100 years old in Market Street. This project will consist of three blocks project on Market Street between 5th Street and 8th Street.

10002670 - Geary BRT Sewer Improvements Phase 1

SFMTA is implementing the Geary Bus Rapid Transit (BRT) Program and SFPUC will be a partner to replace/upgrade sewers along the Geary Corridor. SFPUC had previously determined to separately implement the required sewer rehabilitation and/or sewer replacement as a SFPUC contract.

This project includes replacement or rehabilitation of existing 6-inch to 18-inch diameter circular sewers and 3-foot by 5-foot non-circular egg-shaped brick sewers. Approximately 1.5 miles of sewers along this corridor, on Geary Boulevard from Franklin to Masonic (Phase 1 of the BRT Program), and on nearby cross streets, have been identified as possibly needing replacement. The weighted average age of these sewers is 78 years. Cost information provided below is based on the net present value of the initial screening and will change once project proceeds to design phase.

10002672 - Central Subway Sewer Improvements (Completed)

This project is related to the SFMTA Central Subway Phase 2 of the Third Street Long Range Transportation Plan Project that will extend rail service from Fourth and King Streets to a northern terminal at Stockton and Jackson Streets. The purpose of this project is to include sewer improvements to avoid conflicts with the proposed light rail scope and to minimize future repair and replacement impacts. The sewer improvement project includes reconstructing existing 78-inch sewer (Fourth Street between Brannan Street and King Street), and relocating/replacing existing 30-inch force main (Fourth Street between Bryant Street and King Street) and 48-inch gravity sewer (Fourth Street between Bryant Street and Brannan Street).

10002687 - Mission Bay Loop Sewer Improvement

SFMTA's Mission Bay Loop Project will install light rail track on Illinois Street between 18th and 19th Streets. The improvements will support the future operations of the Third Street Light Rail in anticipation of the activation of the new Central Subway segment. The existing gravity sewers and force mains on Illinois Street will need to be relocated and/or replaced to avoid future conflicts with light rail operations. This sewer improvement project includes planning, environmental review, design, and construction phases.

Revisions to 2018/New for 2020:

The sewer work has been completed and partial Substantial Completion for the sewer work has been issued in October 2019.

10031546 - Masonic Avenue Sewer Improvements (Completed)

The proposed sewer work is as follows:

- Furnish and install approximately 4,747 LF of 12-inch, 15-inch, 18-inch, 21-inch, and 24-inch vitrified clay pipe (VCP)
- Line existing 12-inch diameter VCP sewer with cured-in-place liner
- Construct 6 and/or 8-inch side sewer connections

- Cast-in-place or precast manholes and catch basins
- Clean/mortar existing manholes

10002776 - Taraval Sewer Improvements

SFMTA is implementing the L Taraval Transit Improvements Program and SFPUC will be a partner to replace/upgrade sewers along the Taraval Corridor. Any sewer work required, whether it is sewer relocation, sewer rehabilitation or sewer replacement, will be undertaken as part of SFMTA's project.

The scope of the sewer work includes replacing approximately 19,000 LF of 12-inch to 36-inch diameter iron stone pipe (ISP), vitrified clay pipe (VCP), reinforced concrete pipe (RCP), or concrete sewers along Taraval Street between 15th Avenue and 46th Avenue, and Ulloa Street between Forest Side Avenue and 15th Avenue for a twin sewerage system.

Pump Stations and Force Mains Improvement Projects

10002417 - Hudson Ave Pump Station and Outfall Improvements (Completed)

The original project scope of work included replacing an existing pump with a new pump station to convey combined sewer flows from an easement sewer (located inside private properties) to the SFPUC sewer system. During the needs assessment and alternative analysis phases, the project team confirmed that only two properties located on Innes Avenue are served by the existing pump. Therefore, the selected solution was a "no project" alternative, where it was recommended that Wastewater Enterprise (WWE) de-activate the existing pump and easement sewer, because this would be the most cost-effective option. Wastewater Enterprise would need to work with the Department of Building Inspection and the affected property owners to re-route the sewer flows to the existing sewers located in the Innes Avenue. Therefore, this project completed the Alternative Analysis Report (AAR) and any remaining work is deferred to WWE for implementation.

10002419 - Force Main Rehab at Embarcadero

and Jackson Streets

This project consists of the following:

- Rehabilitate approximately 190 LF of the NSFM that is located outside the Jackson Street Transport/Storage Box (JST) by installing a 28-inch outside diameter, DR26 HDPE pipe.
 - Replace approximately 50 LF of the NSFM that is located outside the JST and underneath the Jackson combined sewer discharge (not via sliplining).
 - Construction of a valve, valve-vault and associated mechanical/electrical controls to allow WWE Operations to direct combined sewage flows to either the NSCFM or to the existing NSFM.
 - Establish a Memorandum of Understanding with SF Port (and/or its tenant) for the temporary construction and permanent O&M easement for the NSFM asset.
- Obtain CEQA approval (Mitigated Negative Declaration - MND) for the project.
- Perform public outreach to the community, including stakeholders along SF Port's waterfront area.

10026828 - Mariposa Dry-Weather Pump Station & Force Main Improvements

The proposed project consists of the following:

- Increase the dry weather pump capacity to handle a peak flow rate of 5.0 MGD
- Demolish existing pump station building, underground structure, wet well, electrical system, and associated assets to make room for a new pump station.
- Obtain CEQA (CatEx) approval for the project, and apply for necessary permits (BCDC, Maher's Ordinance, etc.) to construct the improvements.
- Construct a new pump station building, underground structures, and wet well within existing SFPUC land and an expansion of the existing SF Port easement, including:
 - o Replacing the deteriorated main discharge valve.
 - o Replacing the crane system with one capable of supporting the larger, new pumps.
 - o Providing security cameras.
 - o Providing emergency access key box at gate and main entry door.
 - o Providing accessible egress gate and improving

Vactor truck access by modifying perimeter fence.

- o Providing code-compliant emergency exit lighting with battery backup along egress path of travel and at exterior door landing.

- Construct new MCCs, DCS, PLC, panels, power service, and level monitoring system, including:
 - Upgrading and/or replacing power service to the pump station to accommodate power requirement for new dry weather pumps.
 - Evaluating PLC replacement as part of ongoing effort to replace PLCs system-wide.
 - Replacing the compressor and receiver to maintain system reliability during the service life of the building and evaluating Ultrasonic Level Detection as primary control instrument.
- Construct new HVAC and Odor Control System, including:
 - o Investigating the adequacy of the current HVAC system to provide necessary ventilation and replacing HVAC equipment as required.
 - o Replacing odor control unit and ducting. New odor control unit type will be decided by WWE O&M for system-wide consistency of odor control equipment and operations.
 - Obtain permanent power supply from Power Enterprise.
 - Replace the existing dry weather force main with a new larger diameter force main downstream of the new dry weather pump station. Utility coordination and/or relocation may be necessary with the replacement of the force main.
 - Establish MOU or apply for encroachment permit for temporary construction easement within SF Port's jurisdiction.
 - Conduct public outreach to the community, including SF Port and its stakeholders.

10026829 - Cesar Chavez Pump Station (Completed)

Under this project, stormwater and groundwater that collects under the Cesar Chavez freeway underpass within a bounded area will be conveyed to SEP. As this is not an all-weather pump station, WWE determined that this project is a lower priority than other all-weather pump stations. The remaining needs of the project may be added to the WWE R&R program list for consideration. After the NAR and the Draft AAR

were completed, it was determined that this project is less critical than other dry-weather or all-weather pump station improvements. Therefore, this project will complete the Draft AAR and any remaining work is to be deferred to the WWE R&R program for consideration. This SSIP project will end at the Draft AAR phase.

10002465 - Marin Street Sewer Replacement (Completed)

The purpose of the project is to upsize the existing 24-inch diameter sewers (located between the intersection of 3rd Street and Marin Street and the Marin Street Outfall Structure, or Project Location) to handle additional dry-weather flows projected from the tributary area. The wet-weather conveyance associated with this sewer system would also be evaluated but no wet-weather conveyance issues were included in this project.

Hydraulic studies of the watershed area was performed to determine the hydraulic adequacy of the pipelines in the area based on expected flows from approved developments, as well as to confirm the necessary pipe size. Based on the results from the hydraulic studies, the existing 24-inch diameter sewers at the Project Location were replaced with 30-inch diameter sewers. CEQA approval was obtained, along with other necessary permits such as BCDC and Caltrans permits. A MOU was executed with the SFMTA to execute this work as a portion of the Project Location is located within SFMTA jurisdiction.

10002485 - Griffith Pump Station Improvements

The project consists of:

- Replacing the dry weather and wet weather pumps, including installation of new sump pumps to maintain the existing capacity of 11.5 MGD and 120 MGD.
- Installation of new bar screens (including motors, VFDs, housing, control panel, hardware, etc.).
- Installation of two new bridge cranes in the manifold room and main pump area.
- Replacement of the bar rack room crane with a new monorail system.
- Perform structural modifications, as necessary, in support of mechanical systems installations,

including: Replacement of the dry weather manifold piping and associated appurtenances with HDPE pipes (associated appurtenances include check valves and knife gate valves, and pipe supports [flowmeter will be salvaged]).

- Modification of the manifold room stairway and catwalk to accommodate a new crane system and widening of manifold room access hatch.
- Downsize the OCU exhaust fans to match capacity rating of OCU (to better facilitate removal of hydrogen sulfide).
- Modification of the HVAC system to increase the hourly air changes in the bar rack area, in accordance with WWE standards and NFPA 820.
- Removal of most of the dry weather manifold piping in manifold room. This would include check valves and knife gate valves, while flowmeters would be salvaged.
- Construction of two canopy systems to protect outdoor equipment, including chemical tanks, metering pumps, ultraviolet light, and associated deteriorating elements.
- Installation of a tamper-proof roof access ladder.
- Replace and improve electrical work; including a new station switchgear, MCCs, one ATS, and refurbish existing standby generator.
- Upgrade existing station with new automation and instrumentation equipment, control devices, and programmable controllers.
- Obtained CatEx (CEQA approval) for the project.

10002138 - North Shore to Channel F M Drainage Improvement (Completed)

North Shore Force Main (NSFM) provides critical conveyance of combined sewage and stormwater flows from the northeastern quadrant of San Francisco to SEP. Before this project, this force main did not have any redundancy and could only be taken out of service for no more than 22-hours to meet the NPDES permit requirements. Approximately 2,750 LF of the 8,000 LF of this force main were located in The Embarcadero Roadway and either constructed of steel pipe or ductile iron pipe (both are susceptible to corrosion). After emergency repairs in 2008, a project was initiated under the Wastewater Capital Improvement Program to

construct a redundant force main (North Shore to Channel Force Main [NSCFM]), so the 2,750 LF of the existing NSF M may be taken out of service for a complete repairs. As the construction work progressed, many unforeseen site conditions, including discovery of seven underground storage tanks, caused significant delays to the project and additional funding was needed to complete the construction contract. Since the project contributes to the SSIP Level of Service ensuring critical functions are built with redundant infrastructure, the project team obtained approval from SFPUC to reallocate funds from SSIP to provide additional construction and construction management funds.

The NSCFM is now in service and combined sewage flows are diverted to the NSCFM; thereby, allowing the remaining 240 LF of the DIP section of the NSF M to be rehabilitated. The construction contract became a joint-project between SFPUC Wastewater Enterprise and SFPW Paving Program and was led by SFPUC.

10037251 - Seacliff No. 1 PS & FM Upgrade

Seacliff No. 1 Pump Station (PS) was constructed in 1929 and operates in dry and wet weather and has two pumps. An eight-inch diameter force main (FM) connects the pump station to an existing sewer on El Camino Del Mar Drive that drains to the Richmond Transport Tunnel. An overflow structure for Combined Sewer Discharge No. 005 (CSD 005) is located within Seacliff No. 1 PS, and permitted overflows from CSD 005 drains to China Beach.

The purpose of this project is to replace Seacliff No. 1 PS and FM, in accordance with the Operational Reliability LOS Goal (Performance Requirements & Water Quality). This project includes planning (including condition assessment, needs identification, alternative analysis and conceptual engineering), design, right-of-way, environmental, bid and award, construction and closeout phases. Although the project scope depends on the outcome from the planning phase and scope freeze efforts, the current schedule and budget include the following assumptions and scopes of work:

1. Replacement of pump station and wet-well at

its existing location. The new pump station would be a new, single-story above grade building (approximately 100 square-feet).

2. Replacement of approximately 930 linear feet of 8-inch force main at the same alignment.

3. Installation of a new connection from new pump station to CSD 005.

4. Installation of flow monitoring devices for post-storm evaluation.

5. Installation of floatable controls at the overflow structure to CSD 005.

6. Installing a redundant pump for 'n+1' redundancy during wet weather.

As the current sewer assets are partially located on Federal/GGNRA property, substantial efforts with right-of-way coordination, environmental and other permitting is required. Potential impacts from the permitting and ROW coordination will be better quantified as the project progresses.

10037246 - Seacliff No. 2 PS & FM Upgrade

Pump Station Scope of Work: Electrical equipment, power service, generator system, level monitoring system, process equipment, buildings, underground structures, wet wells, and surrounding site.

Seacliff No. 2 Pump Station (PS) was constructed in 1940 and conveys dry and wet weather flows with three submersible pumps. An eight-inch diameter force main (FM), approximately 1,060 linear feet long, connects the pump station to an existing sewer on El Camino Del Mar Drive and drains to the Richmond Transport Tunnel. The overflow structure for Combined Sewer Discharge (CSD) 007 is located in Seacliff No. 2 PS, and permitted overflows from CSD 007 drain to Baker Beach.

The purpose of this project is to rehabilitate Seacliff No. 2 PS and FM, in accordance with the Operational Reliability Level-of-Service Goals (State of Good Repair). This project includes Planning (including condition assessment, needs identification, alternative analysis and conceptual engineering), for the following scope of work and assumptions:

1. Assume existing PS can be rehabilitated and upgraded to meet current building codes, including:

Appendix 1 - SSIP Quarterly Report

- a. Perform seismic retrofit of the existing pump station building and associated mechanical and electrical equipment, piping, and fittings.
- b. Address fire, emergency and health and safety requirements.
- c. Assume damaged concrete and exposed rebar can be repaired.
- d. Assume deterioration of the existing wet-wells can be repaired.
2. Replace the three submersible pumps in kind (47 horsepower pumps).
3. Replace other mechanical and process equipment, including: existing crane, bubbler system, piping, valves, inlet gate and operator, water system components, and washdown pump.
4. Provide protective coating to all exposed metal piping, fittings, and valves.
5. Replace all electrical equipment.
6. Upgrade fiber optic connection.
7. Address PS security needs, including providing: perimeter camera, access key box at gate, egress compliant gate hardware and level lockset or panic hardware exit device and solid panel surrounding lock.
8. Replace existing eight-inch force main with 16-inch force main in the same alignment.

10037303 - Sunnydale PS Safety Improvements

Sunnydale Pump Station (PS) was constructed in 1991 and operates in wet weather to manage flows within the Sunnydale Drainage Basin. This PS is prone to groundwater intrusion, which has corroded the building structure, electrical and mechanical equipment.

The purpose of this project is to meet the Health, Safety and Security Level-of-Service Goal. Longer-term improvements at this station are in a separate project and scheduled later in the capital improvement program. This project includes Planning (including condition assessment, needs identification, alternative analysis and conceptual engineering), Design, Right-of-Way, Environmental, Bid and Award, Construction and Closeout Phases. Although the project scope depends on the outcome of the Planning Phase, the project includes the following scope of work and assumptions:

1. Address safety risks from groundwater intrusion, including:

- a. Repair structural deficiencies observed including repair of cracks and leaks.
- b. Upgrade and repair manifold room (including: piping, PRVs, lighting, instruments, equipment).
- c. Address water leakage in manifold room and Motor Control Center (MCC).
- d. Repair leaking door.
- e. Perform electrical repairs.
- f. Replace HVAC equipment that are corroded due to water intrusion.
2. Address Security Concerns, including:
 - a. Install new security signage and upgrade lighting to dusk-activated LED lighting.
 - b. Upgrade card readers and door contacts at all perimeter doors.
 - c. Add interior presence sensing, connected to an intrusion detection panel and alarming to security.
 - d. Furnish, install and configure video recording servers, management server and analytic servers including uninterruptable power supplies (UPS).
 - e. Install video camera units and local recording.
3. Address Other Safety Concerns, including:
 - a. Evaluate and add gas detection system, as necessary.
 - b. Add site lighting at egress penthouse and entrance to station.
4. Other assumptions:
 - a. Construction work will be performed during dry-weather when the PS is offline; therefore, no diversion is needed.
 - b. All work is considered as replacement-in-kind work, and is not expected to affect future operations.
 - c. Longer-term improvements not included in above scope may be performed in future and separate projects.

PS-4 - Pump Station Security Upgrades (CCS, GFS, CHS, MMS)

The scope of security upgrades at the four pump stations is provided below:

Cesar Chavez Pump Station (CCS): Upgrade card readers and door contacts at all perimeter doors; Add interior presence sensing, connect to an intrusion detection panel and alarm security; Provide allowance for replacing / repairing existing perimeter fence and fence support as needed; Add protective cage around outdoor

chemical and electrical equipment; Furnish, install and configure video recording servers, management server and analytic servers including uninterruptible power supplies (UPSs); Configure security fiber optic connectivity back to Southeast Plant (SEP) to enable live video connection; Upgrade lighting to dusk-activated (non-motion) LED lighting; Add new security signage.

Griffith Street Pump Station (GFS): Add bullet resistant glass at perimeter windows; Upgrade card readers and door contacts at all perimeter doors; Add interior presence sensing, connected to an intrusion detection panel and alarm security; Install two (2) new gates, replace and furnish gate and gate operator at one (1) gate location including structural support and electrical power and controls; Provide allowance for replacing / repairing existing perimeter fence and fence support as needed; Add protective cage around outdoor chemical and electrical equipment; Furnish, install and configure video recording servers, management server, and analytic servers including uninterruptible power supply (UPS); Upgrade lighting to dusk-activated (non-motion) LED lighting; Add new security signage; Add video camera units and local recording.

Channel Pump Station (CHS): Repair card reader operation at motorized swing gate; Repair or refurbish any door contacts requiring upgrade to doors; Upgrade card readers and door contacts at all perimeter doors and ensure proper operation; Add interior presence sensing, connected to an intrusion detection panel and alarming to security; Replace and furnish gate and gate operator at one (1) gate location including structural support and electrical power and controls; Provide allowance for replacing / repairing existing perimeter fence and fence support as needed; Furnish, install and configure video recording servers, management server, and analytic servers including UPS; Furnish, install, and configure wireless mesh network; Configure security fiber optic connectivity back to SEP to enable live video connection; Upgrade lighting to dusk-activated (non-motion) LED lighting; Add new security signage; Add video camera units and local recording.

Merlin Morris Pump Station (MMS): Add new security signage; Upgrade lighting to dusk-activated (non-motion) LED lighting; Convert roof and perimeter fencing to be non-porous to protect staff from freeway debris and safety and security risks posed by the public.

PS-5 - Geary Underpass PS Safe Access Enhancements

This project aims to improve access in and around the Geary Underpass Pump Station, in accordance with the Health, Safety, and Security LOS goal. This includes:

- Investigate options to improve maintenance access
- Improve lighting and accessibility improvements to remove and replace pumps
- Verify overhead mounted underpass lighting and install lighting near entrance, if none is present
- Add handrail at entry steps, add ladder fall protection, and upgrade the guardrail at the well opening
- Modify or replace stair guardrails where openings exceed 21 inches clear and at height < 42 inches
- Provide handrails on both sides of stairs

Geary Underpass Pump Station (PS) was constructed in 1960 and operates in wet weather to manage overland flows that collect at the Geary Boulevard underpass located near Fillmore Street. Existing access to this PS poses a hazard to operation and maintenance staff, who must walk beside high traffic areas and on a narrow pathway to reach the PS.

The purpose of this project is improve access to and within the Geary Underpass PS, in accordance with the Health, Safety and Security Level-of-Service Goal. This project includes Planning (including condition assessment, needs identification, alternative analysis and conceptual engineering), Design, Right-of-Way, Environmental, Bid and Award, Construction and Closeout Phases. Although the project direction depends on the outcome of the Planning Phase, it includes the following scope of work and assumptions:

1. Investigate options to improve maintenance access.

2. Improve lighting and accessibility improvements to remove and replace pumps.
3. Verify overhead mounted underpass lighting and install lighting near entrance, if none is present.
4. Add handrail at entry steps, add ladder fall protection, and upgrade the guardrail at the well opening.
5. Modify or replace stair guardrails where openings exceed 21 inches clear and at height < 42 inches.
6. Provide handrails on both sides of stairs.

Combined Sewer Discharge (CSD) and Transport/Storage (T/S) Structure Projects

10037244 - Baker (009) Baffle Improvements

The components of the project at Baker CSD involve the following: install a baffle on the east overflow weir; repair or replace western array of valves to stop leaking ; repair eastern array of valves to prevent leaking ; repair or replace deteriorated metal plumbing pipes; repair minor defects including missing aggregate and infiltration in connecting sewer ; patch and coat minor.

10037245 - Brannan (019) CSD Gate & Baffle Rehab

Scope of work for these CSDs are based on historical performance and WWE Operations video inspection records. The butterfly discharge valve is not working properly, thus the combined flow discharge get interrupted, when valve is not opening. In addition, the flap valve at the end of is stuck in open position and the CSD lacks baffle to control the floatables.

The components of the project at Brannan Combined Sewer Discharge (CSD) involves:

- Improving the discharge system either by restoring the weirs and passive system or repair of mechanical system and valve and actuator
- Replace the flap gate with an inline check valve or another flap gate
- Install baffle for floatables control
- Conduct concrete patching and repair works and repair exposed rebar
- Replace the access ladder

CSD-3 - System-wide CSD & T/S Monitoring Equipment Assessment

The project involves a system-wide assessment of WWE's CSD monitoring equipment for wet weather operations and reporting. The assessment may provide recommendations for replacement or relocation of sensors, calibration needs, technology upgrades, transfer from hard-wired to radio, new installations, additional access, or other recommendations. As an allowance, the project cost assumes replacement and conversion to wireless communication for existing sensors at the following CSD locations: CSD 001 - Lake Merced (3 sensors), CSD 002 - Vicente (3 sensors), CSD 003 - Lincoln (3 sensors), CSD 005 - Seacliff 1 (3 sensors), CSD 007 - Seacliff 2 (2 sensors), CSD 009 - Baker (1 sensor, relocated from Pierce CSD), CSD 025 - 6th Street (1 sensor), CSD 029 - Mariposa (3 sensors), CSD 031A - Islais Creek (1 sensor), CSD 041 - Yosemite (1 sensor) and CSD 043 - Sunnydale (1 sensor). An additional allowance of \$2,000,000 is also included for reliability improvements of sensors at other CSD locations based on the assessment results.

CSD-4 - CSD Structure Rehab & Upgrades - Part 1

A detailed condition inspection should be undertaken prior to design to confirm the scope of structural rehabilitation works. The components of the projects at Laguna (CSD 011), Howard (CSD 018), Fourth St N (CSD 023), Mariposa (CSD 029), Evans (037), Lake Merced (001) and Lincoln (003) are detailed as follows. Laguna CSD Consolidation: This project involves planning, design and construction of Laguna CSD consolidation. For costing purposes, it is assumed that Laguna CSD will be filled with lightweight cellular concrete, with a bulkhead installed at the Marina T/S box and at the sea wall. The following general project elements are assumed: clean and prepare the pipe for decommissioning; remove debris and loose materials, and seal infiltration cracks and holes; demolish existing items as required to facilitate construction activities; relocate and/or cap any existing utilities into the CSD; install a permanent bulkhead at the seawall and a permanent bulkhead at Marina T/S box;

apply anticorrosive coating to all exposed ferrous metals; perform dewatering within the CSD as required; install lightweight cellular concrete; remove access manholes and backfill Howard CSD Rehab: Improve floatables control on flows discharging through the butterfly valve; repair leaking butterfly valve; replace conduit for valve control; patch and coat concrete defects and exposed rebar; investigate potential void and repair; repair missing bricks and mortar; seal major cracks and fractures Fourth St North CSD Rehab: Patch and coat concrete defects and exposed rebar; investigate potential pipe sag; repair missing bricks and mortar; seal major cracks and fractures Mariposa CSD Rehab: Patch and coat concrete defects and exposed rebar; seal infiltration cracks and holes; repair major cracks and fractures; repair or replace manhole cover and ladder rungs; replace monitoring line brackets Evans (037) CSD Rehab: Seal infiltration cracks and holes; patch and repair concrete defects; patch and repair exposed rebar and missing aggregate; repair or replace baffle brackets if necessary Lake Merced (001) CSD Rehab: Seal infiltration cracks and holes; patch and coat concrete defects and exposed rebar Lincoln (003) CSD Rehab: Seal infiltration cracks and holes, patch and coat concrete defects and exposed rebar; seal major cracks and fractures, remove abandoned-in-place flow monitoring equipment and cables

10002299 - Richmond Transport/Storage Tunnel Rehabilitation

The scope of this project includes the evaluation of rehabilitation methods for the Richmond/Transport Storage Tunnel to confirm the previous findings and recommendations included in the physical modeling performed by PMC and presented in October 2013 to resolve historical surge issues identified. The model identified the causes of geysering through vent holes and dislodging manhole covers in various areas and included modification recommendations including odor solutions that will be verified during the Planning Phase of this project.

CWWSIPCSCD02 - Baker/Laguna/Pierce CSD &

Outfall (Completed)

Project has been deferred to Phase 2.

10002303 - Beach and Sansome Street CSD Rehabilitation

Scope of work for these CSDs are based on historical performance and WWE Operations video inspection records include:

Beach Street CSD:

- Cleaning and specific condition assessment of the asset
- Provide necessary ventilation
- Inspection of baffles and restore baffle, if needed
- Inspect weirs and repair crack at the weir
- Repair corroded metal ceiling
- Install a backflow prevention system

Sansome Street CSD:

- Cleaning and specific condition assessment of the asset
- Provide necessary ventilation
- Repair necessary concrete crack and spalling, exposed rebar, and an I-beam
- Replace butterfly valve seals
- Install a backflow prevention system

10002344 - CSD Backflow Prevention and Monitoring

Collection system assets that contribute to saltwater intrusion fall into two categories: conveyance (groundwater infiltration through defects) and CSD structures (tidal backflow, inflow through defects, or groundwater infiltration). A component of this project involves developing and implementing a CSD and conveyance monitoring plan to gather data on the salinity in the whole collection network to be able to locate potential infiltration sources in the collection system and then verify performance once improvements (implemented through SFPUC's R&R Program) have been completed. It is anticipated that the monitoring program will consist of CSD monitoring, as well as monitoring of conveyance systems (pump stations, trunk-line, and mobile sites).

The scope also includes planning, design and installation backflow preventers at selected CSD outfalls, which may include engineering survey of CSD weir elevations and lengths. Backflow

Appendix 1 - SSIP Quarterly Report

preventers will be installed in a phased and monitored approach, with the following priority CSD outfalls considered based on locations with the potential for highest inflow in the system for the same tide:

- CSD 17 – Jackson Street
- CSD 10 – Pierce Street
- CSD 40 – Griffith Street
- CSD 31A – Islais Creek North
- CSD 32 – Marin Street
- CSD 33 – Selby Street
- CSD 41 – Yosemite
- CSD 35 – 3rd Street South

The project scope will be fluid and subject to change based on monitoring results.

10002378 - 5th, North 6th and Division Street CSD Rehabilitation

Hydraulic modeling of the three CSDs will be performed as their functions are related. Scope of work for these CSDs are based on historical performance and WWE Operations video inspection records and include:

- Cleaning and specific condition assessment of the asset
- Provide necessary ventilation
- Repair necessary concrete crack and spalling and exposed rebar

In addition to the work common to all three CSDs noted above, the following will also be completed:

- Provide safe access, rehab/replace the flap gate at 5th St. CSD and North 6th St. CSD
- Refurbish gates at Division CSD
- Repair the baffle at Division CSD
- Installation of a backflow prevention system at the 5th Street CSD structure
- Installation of a backflow prevention system at the 6th Street CSD structure

10031477 - Cesar Chavez Green Infrastructure (Completed)

The purpose of this streetscape and sewer improvement project, which focused on the segment between Guerrero Street and Hampshire Street, was to improve the safety, aesthetics, and infrastructure and transit efficiency of the corridor. This project also turned Cesar Chavez into a sustainable “green street” by increasing the number of street trees, implementing Low Impact

Development (LID) practices, and installing stormwater planters to add green landscaping pockets and provide for stormwater management. The project widened the existing median to allow for many more street trees and landscaping; provided left turn pockets for turning vehicles; widened the sidewalk at the corners; and upgraded the street lighting along the corridor to LED to provide brighter, whiter light and reduce energy consumption. Permeable paving and bioretention were also integrated into the street design. This strategy fuses infrastructure with urban design, allowing the streetscape to become part of the solution to drainage problems. This project has been completed.

10015558/10026813 - Islais Creek Green Infrastructure (Completed)

This project incorporates green stormwater management into an urban design to meet the neighborhood’s needs and the stormwater performance goals for the Islais Creek watershed (i.e. manage the first 0.75 inch of rainfall for a 5-year, 3-hour storm event within the 2.2 acre drainage management area). The project will also provide secondary benefits by creating new plazas that can serve as neighborhood gathering spaces, greening of the neighborhood by adding more vegetated areas within the right-of-way (ROW), and adding curb bulb-outs to enhance pedestrian and bicyclist safety. Additional work includes construction of bioretention and a subsurface infiltration gallery, and developing parking spaces and traffic lane configurations based on recommendations from SFMTA & SF Planning.

10026805 - Sunset Green Infrastructure

Sunset Boulevard is a large arterial roadway with three lanes of traffic in each direction, a central vegetated median, and large City-owned landscaped parcels with walking paths fronting either side. The Sunset Boulevard Greenway project will construct a series of tiered bioretention rain gardens in the western stretch of landscaped parcels along 12 blocks stretching from Golden Gate Park to Lake Merced. The rain gardens will manage stormwater runoff on the west side of Sunset Boulevard from the street,

paths, and a portion of the landscaped parcel area. The project will also incorporate a “Learning Lab” to supplement elementary school curriculum.

10031465 - North Shore Green Infrastructure (Completed)

Stormwater will route to flow-through bioretention planters with surfaces set lower than the surrounding grade. During large storm events, ponded water at the surface of the planters will reach a maximum depth of 6 inches before it crests an overflow weir, either to a lower planter tier or to a concrete valley gutter running the length of the alley. To protect the adjacent building foundations, an impermeable waterproof liner will be placed along the bottom and sides of the planters. New street surfacing and furnishings will provide improved community space for local residents and visitors. The project is designed to manage runoff from 0.1 acres, removing around 300,000 gallons of stormwater in a typical year.

10026807 - Lake Merced Green Infrastructure (Completed)

The project on Holloway Avenue starts at the Ashton Avenue intersection and extends along eight blocks to the Lee Avenue intersection. Corner bulb-outs containing bioretention planters will be installed on the downstream ends of six of the blocks. On the remaining two blocks, roadside bioretention planters adjacent to the curb will manage stormwater in lieu of corner bulb-out planters, which are infeasible due to driveway conflicts. The bioretention planters are sized to manage stormwater runoff from the sidewalk and only a portion of intersection areas in order to minimize their size and the associated parking loss from the new bulb-outs. Permeable pavement installed within the existing parking lanes on both sides of Holloway Avenue will manage runoff from the roadway. The project is designed to manage runoff from 2.1 acres, removing 1.0 million gallons of stormwater in a typical year.

10031676 - Sunnydale Green Infrastructure (Completed)

The Visitation Valley Green Nodes project is comprised of two subprojects (“nodes”) at

different locations within the neighborhood. The first node, identified as the Leland Avenue Rain Garden, is on an open-space parcel owned by the San Francisco Recreation and Park Department at the end of Leland Avenue. The project creates a large terraced bioretention facility that will capture, store, and infiltrate runoff from the impervious roadway and an adjacent vegetated sloped area. This location will also provide community benefits by enhancing an adjacent existing community vegetable garden and creating a pedestrian connection to McLaren Park. The second node, identified as the Sunnydale Avenue Mini-Plaza, consists of large midblock and corner bulb-outs containing bioretention planters at a busy T-intersection at Rutland Street in front of a church/school. The planters remove stormwater while also providing traffic calming and pedestrian safety. The small urban plaza and landscaping will provide a pleasant community space for the neighborhood. The project is designed to manage runoff from 1.8 acres, removing 0.8 million gallons of stormwater in a typical year. Approximately one block of local sewer work on Rutland Street will be included into the construction contract to minimize construction impact. The project cost of that sewer improvement is accounted for separately.

10026809 - Richmond Green Infrastructure

At El Camino Del Mar, the following will be completed under this project:

- New pedestrian crosswalk.
- Sixteen terraced rain gardens adjacent to crosswalks from the Legion of Honor parking lot down to the Lands End Trailhead, including debris traps at the inlets to capture the abundant vegetative litter.
- Subsurface infiltration galleries connected to the northern and southern planters on either side of the road.
- Soil stabilization techniques in selected locations on the southern slope of El Camino Del Mar.
- Sewer main upsizing between Lands End Trailhead and manhole east of 32nd Avenue.
- Upgrade existing crosswalks to comply with the Americans with Disabilities Act.

At Beach Terrace, the following will be completed

Appendix 1 - SSIP Quarterly Report

under this project:

- Sea Cliff Avenue:
 - Permeable pavement in the parking strips between 25th & 26th Avenues.
 - Three rain garden bulb outs at the eastern & western ends of the permeable pavement
 - One flow-through (under-drained) rain garden at the southeast corner of the intersection with 26th Ave., where soils were found to have low infiltration rates
 - Two traditional (infiltrative) rain garden bulb-outs at the southwest corner and eastern edge of the intersection with 25th Ave., where infiltration rates are much higher
 - Improved catch basins on Sea Cliff Avenue west of the 26th Ave. intersection
- GGNRA land:
 - One large, traditional rain garden at the top of the stairway to Baker Beach from the 25th Ave. North cul-de-sac

10026810 - Yosemite Green Infrastructure

Reach 1 - Yosemite Marsh:

- Overflow structure to direct Yosemite Marsh overflow into creek channel (with CSS backup).
- Earthen channel constructed within McLaren Park flow from the Yosemite Marsh to the streetscape right-of-way (ROW) approximately mid-block on Oxford Street between Bacon & Wayland St. & then south along Oxford St. & east along Wayland St.
- Small tributary channel extending southwest from intersection of Oxford & Wayland St.
- Periodic drop structures downstream of the confluence along Wayland St.
- Proposed path running east along Wayland between creek channel and street.
- Conversion of 500 block of Oxford St. & 1400 block of Wayland St. to one-way streets.
- Relocation of a low-pressure fire hydrant from McLaren Park at the corner of Oxford & Wayland St. to the ROW directly across the street.
- Underground creek channel from southwest corner of Wayland and Cambridge St. to McLaren Park east of Yale St.

Reach 2 - Louis Sutter Softball Fields:

- Bioretention facility located near the west side of the soccer field.
- Earthen channel that meanders across the

southern edge of the soccer field.

- Subsurface storage tanks located west of soccer field and northwest of ball field.
- Regraded slopes north and east of the ball field.
- Soccer field will be reset with drainage improvements and replaced irrigation system.
- New overflow structure (to creek channel with CSS backup) constructed on the northern side of McNab Lake.
- Earthen creek channel conveying flows eastward in the ROW north of the ball field to University St., then south down toward Woolsey St.
- Series of channel drop structures on University St.
- Culvert under University St.
- Removal of trees in poor health.
- Wooden deck northwest of the ball field on Wayland.
- Bioretention/ponding area northwest of the intersection of University and Woolsey.
- Provide plant establishment and/or monitoring for the following GI Projects: Islais Creek, Sunset, North Shore, Lake Merced, Sunnydale, Richmond, Channel, and Yosemite.

10031473 - Channel Green Infrastructure (Completed)

The Wiggle neighborhood is a collection point for stormwater flow, both from surface runoff and from the collection system. It is also the focus of a project by the SFMTA to repair roadways and aid the flow of motor vehicles, bicycles, and pedestrians. Many of these traffic calming features provide opportunities for the inclusion of green infrastructure. The purpose of the Wiggle Neighborhood Green Corridor project is to implement low impact stormwater management along the Wiggle bike route between Oak and Baker Streets, along Scott and Page Streets, ending at Waller and Steiner Streets. The project is designed to manage runoff from 4 acres, removing 1.1 million gallons of stormwater in a typical year. Key features of this project will include installation of bulb-outs on selected street corners, bioretention planters, and permeable pavement.

10026816 - Wawona Area Stormwater

Improvement Project

The purpose of this project is to convert the Arden Wood Natural Area to a flood water detention basin by collecting the upstream surface water and diverting it into the area, using series of pipe and inlet systems on the upstream, and a large pipe/micro-tunnel at the intersection of Wawona and 15th.

Watershed Stormwater Management**10029726 - Watershed Stormwater Management (Planning Only)**

This project includes planning and preliminary design support for the watershed stormwater management and implementation of green infrastructure projects. This Watershed Stormwater Management Project planning effort will conduct ongoing smaller and localized watershed assessments as needed to ensure that the prioritized projects are responsive to changing neighborhood conditions and new data. Issues continuing to evolve include: changes in regulations, ordinances and codes such as the Non-potable Ordinance, drought, reductions in dry weather flow, the development of surface flooding solutions, sea level rise, emerging one water technologies and the formation of new neighborhood plans and district As a result of this work GI capital project planning will reflect the best state of knowledge about the Collection System.

10034553 - Green Infrastructure Grant Program (GIGP)

The Green Infrastructure Grant Program (GIGP) offers grants to large public and private property owners to manage stormwater onsite and improve the performance of the collection system during wet weather. The Green Infrastructure Grant Program (GIGP) was established with several objectives: to manage stormwater using green infrastructure, to manage stormwater cost effectively, and to provide customers impacted by the anticipated stormwater cost allocation a mechanism to reduce their stormwater runoff and fees. The grant will cover the costs of design and construction of an approved stormwater management feature, such as rain gardens,

permeable pavement, cisterns, and vegetated roofs. The maximum grant award is \$765,000 per acre of impervious surface managed, up to \$2 million in funding. Maintenance responsibility for the GI lies with the property owner and inspection responsibility with the SFPUC. In order for an application to be considered for funding, the project must meet minimum criteria including: managing stormwater runoff from a minimum impervious area of 0.5 acres; capturing the 90th percentile storm (0.75-inch depth) with the proposed green infrastructure features; and providing co-benefits to the community. The SFPUC has allocated \$25M from FY18 - FY27 for the program. The program will be administered by the SFPUC Wastewater Enterprise with project management support from the Infrastructure Division.

GI-1 - Balboa High School Regional Runoff Reduction Project

The regional stormwater project is centered around Balboa High School in the Balboa Park Neighborhood. This Project involves regional stormwater collection from, San Miguel Child Development Center, Civic Center Secondary School, James Denman Middle School, the Balboa High School campus and some surrounding streets. Runoff from 17.3 acres is routed by 1,200 ft of separate storm pipe to divert flows from upstream parcels to various green infrastructure improvements.

GI-3 - Regional School/Park: Giannini Middle School

AP Giannini Middle School is located above the Westside Groundwater Basin and has well draining soils. The project site is 8 acres of mostly impervious roofs and pavement including over 2.5 acres of play yard. There is an opportunity to remove impervious paving to promote infiltration while greening the school yard. Green infrastructure BMPs such as permeable paving, bioretention planters, and infiltration trenches will be installed to reduce the volume and rate of water entering SFPUC's sewer system.

10015816 - Urban Watershed Assessment and Planning Initiation (Completed)

Many of the SSIP's proposed projects are focused on improvements to surface drainage and collection system management in San Francisco. The SSIP Urban Watershed Assessment Task will evaluate and recommend alternatives that balance the use of grey (for example, pipelines) versus green infrastructure (for example, low impact design) for improvements to watershed surface drainage and collection system management. The SSIP will utilize an integrated watershed management approach to investigate the health of the City's watershed and identify potential opportunities for stormwater capture, conveyance, detention and possible reuse to address issues of flooding as well as combined sewage conveyance and storage. Project implementation will require the hydrologic and hydraulic analysis of each of the eight drainage basins and will include: identification of various solutions to each basin's unique set of flooding challenges; evaluation of the social, economic and environmental values of alternatives that meet the level of service with a triple bottom line tool and the optimization and prioritization of projects for each basin. The work will address life cycle costs and detailed operation and maintenance requirements.

10015817 - Urban Watershed Assessment and Planning (Completed)

The UWA is the comprehensive watershed-based planning process developed to diagnose challenges and design solutions for the surface drainage and collection/conveyance portion of the City's sewer system. The UWA emphasizes holistic urban watershed-scale planning and the development of multiple-function solutions to sewer system challenges. These solutions are evaluated using a comprehensive Triple Bottom Line (TBL) tool that employs societal and environmental benefits and costs with the goal of delivering more holistic investment decisions. Project implementation will require the hydrologic and hydraulic analysis of each of the eight drainage basins and will include identification of various solutions to each basin's unique set of flooding and other challenges;

evaluation of the social, economic and environmental values of alternatives using the TBL tool; optimization and prioritization of projects for each basin; and life cycle costs with detailed operation and maintenance requirements.

10029728 - Advanced Rainfall Prediction - Part 1 (Completed)

The purpose of this project was to provide rainfall forecast information to SFPUC WWE staff automatically in real-time. This project included planning, design, and environmental review for three new radar equipment stations to collect additional data that would feed into the rainfall prediction modeling for short-term and long-term precipitation forecasts. In September 2017, this project was cancelled and recommended to be placed on hold as the potential benefit of the project to Wastewater Operations did not merit the significant project costs.

10029729 - Operational Decision System Phase 1 (Completed)

SFPUC desires a more consistent and transparent basis for making decisions that make best use of available data in an automated way. This project would integrate available data in the collection system (levels, flows, pump status, etc.) with rainfall prediction data (from National Oceanic and Atmospheric Administration, or in the future improved through the Advanced Rainfall Prediction project). The real-time data will be coupled with WWE's collection system hydraulic model to project the likely impact of approaching storms and generate specific operational recommendations for managing flows.

10029730 - Operational Decision System Phase 2

This project would integrate available data in the collection system (levels, flows, pump status, etc.) with rainfall prediction data (from National Oceanic and Atmospheric Administration). The rainfall prediction data will be coupled with WWE's collection system hydraulic model to project the likely impact of approaching storms and generate specific operational recommendations for managing flows. Phase 2 builds upon Phase 1 (CWWSIPFCRP02) for a

citywide installation.

Flood Resilience Projects

10034360 - Lower Alemany Area Stormwater Improvement Project

The Lower Alemany area surrounding the US 101 and I-280 interchange has been susceptible to recurring flooding associated with moderate and heavy storms and do not meet the defined SSIP level of service (LOS). The primary objective of the Lower Alemany Area Stormwater Improvement Project is to address the SSIP LOS goals of managing stormwater and minimizing flooding from a 5-year 3-hour storm. This project will include planning, design and construction to improve stormwater conveyance away from the Lower Alemany area neighborhood and consequently to minimize flooding during the LOS storm.

10026811 - 17th and Folsom Wet Weather Storage (Completed)

The neighborhood surrounding 17th Street, 18th Street and Folsom Street has been experiencing over a foot of water on the streets, sidewalks and into their houses during rain events, resulting in property damages to the residents. The 17th and Folsom Wet Weather Storage project was originally intended to provide interim flood mitigation to the neighborhood while SSIP is working on identifying long-term solutions through capital improvement projects. The proposed interim flood mitigation alternatives consisted of a storage basin, pump station, and collection facilities to be built underneath the proposed future 17th & Folsom Park. However, the project was cancelled and defunded except for residual funds for ongoing response activities as directed by management, including certain outreach activities related to flooding.

10026814 - Flood Resilience Analysis (Planning Phase Only) (Completed)

The Flood Resilience Analysis Project will focus on developing a framework for identifying multiple storm scenarios; quantifying risks and cost implications associated with mitigating flooding across the aforementioned storm

scenarios; and defining the extent and scope of the City's responsibility, based on consequences of extreme storms. To minimize flood risks citywide and meet SFPUC objectives, this project will also develop programs and policies beyond what the collection system can manage, and make recommendations on prioritization of structural, non-structural, and operational measures.

10026815 - Flood Resilience - Early Projects (Planning Phase Only) (Completed)

The City of San Francisco has experienced multiple significant storms in the last decade, which have led to flooding in various parts of the City. While Flood Resilience Analysis is being conducted by SFPUC, early infrastructure projects are being planned at three critical areas (Cayuga, Wawona, and Folsom neighborhoods) subjected to high flood risk. This project focuses on planning and developing stormwater detention and conveyance concepts specific to each of the aforementioned critical neighborhoods.

10026817 - Cayuga Ave Stormwater Detention Project (Completed)

The neighborhood surrounding the northeastern end of Cayuga Avenue has been susceptible to recurring flooding associated with moderate to heavy storms. Due to its low land topography, the area can experience up to a few feet of water on the streets and sidewalks during rain events. This project will improve the stormwater detention by re-grading the I-280 embankment at the foot of Cayuga to create a low lying detention field. This project will provide surface detention of flows during flooding and includes an overflow relief connection into the College Hill Tunnel as well and a retaining wall to support the roadway.

10026818 - Folsom Area Stormwater Improvement Project

This project includes just the planning and design phases to improve stormwater conveyance away from the 17th and Folsom neighborhood to minimize flooding in the Level of Service storm. The project scope consists of:

- The design of approximately 12,500 linear feet of new combined sewer boxes and pipes in the neighborhood immediately adjacent to 17th and

Folsom in order to increase capacity of the existing CS systems through either upsizing existing facilities or adding auxiliary facilities.

- The design of approximately 5,100 linear feet of 12' I.D. tunnel bore by a consultant under contract PRO.0101. The tunnel is downstream of the pipe and box upsizing
- Environmental clearance for both the upstream traditional open cut work and the tunnel bore.
- Modification of a Caltrans foundation to allow the tunnel to pass through.
- Launch shaft and staging area for the tunnel bore in the proximity of Florida Street and Alameda Street.
- Turning shaft for the tunnel boring machine in the vicinity of De Haro and Alameda Street
- Underpinning of the Division Sewer Box to allow crossing of the tunnel bore.
- Receiving shaft for the tunnel bore in the vicinity of the Channel Transport and Storage Box
- Due to the uncertainty of Caltrans approval and property acquisition for the approved tunnel alignment on Alameda Street, the project also developed an alternative tunnel route on 17th Street. The 17th Street alternative may be adopted into the project scope in the event that the Alameda route becomes infeasible, at some point in the future.

10026819 - 17th and Folsom Permanent Barriers (Completed)

SFPUC has purchased off-the-shelf plastic temporary flood barriers for 2015 and 2016 wet seasons. At locations where temporary plastic flood barriers were installed and proven effective in mitigating floods, SFPUC plans to install more durable custom aluminum or steel barriers before a permanent solution (Folsom Area Stormwater Improvement Project) can be implemented. The aluminum or steel barriers would be installed during wet seasons and removed during dry seasons. The sidewalk would be graded and outfitted with recessed and covered receptacles for mounting flood barrier poles. Interlocking aluminum logs would be installed between the poles. The flood barrier system would be custom built based on site-specific pole intervals, barrier height, and other characteristics.

10026820 - Hydraulic and Drainage Sewer Improvements

This project includes implementing small stormwater capture and conveyance improvements at critical flood-prone neighborhoods. The scope of construction includes improvement of drainage features, upsizing/expansion of sewer pipes, and surface grading modifications in Joost/Foerster/Mangels and Urbano/Victoria neighborhoods.

FR-1 - Folsom Area Stormwater Imp. Project Phase 2

This project will include planning, design, and construction of an improved stormwater conveyance from the 17th and Folsom neighborhood to Mission Creek, minimizing stormwater inundation in the level of service storm. This project will include the construction of 5,100 LF of a new 12-foot diameter tunnel along Alameda Street, from Treat and 16th to the Channel Transport/Storage Box near the intersection of 7th and Berry Streets. In addition to the tunnel component, some upstream sewer pipes and sewer boxes will be rerouted or upsized to convey the level of service storm to the tunnel.

LAND REUSE

10031815 - Land Reuse of 1800 Jerrold Avenue (Completed)

This project includes jurisdictional transfer of 1800 Jerrold Avenue property ("Central Shops") from the Office of Contract Administration (OCA) to SFPUC. This 6.04-acre site is located adjacent to the SEP at the northwest corner of Quint Street/Jerrold Avenue intersection, and is currently used by OCA as central shops for city vehicle maintenance and repair.

A new location to move the existing Central Shops to was identified, and planning is underway to complete design and construction. Upon approval of the Jurisdictional Transfer, the relocation will involve the purchase of two properties, lease of a third property, and construction agreements to complete improvements. This requires extensive coordination and cooperation between multiple City departments.

Subsequent to the relocation of the Central Shops by the OCA, the 1800 Jerrold Avenue property would be acquired by SFPUC. Upon completion of geotechnical and environmental hazardous materials investigation, a demolition and remediation plan will be developed. The site is currently being considered for construction of the new SEP biosolids facilities.

10029734 - Land Reuse of 1801 Jerrold Avenue

Reuse of the site requires a negotiated transfer of the site and subsequent demolition of the abandoned asphalt plant facilities and site remediation. Following the completion of geotechnical and environmental hazardous materials investigations, a demolition and remediation plan will be developed. Demolition will include the removal of all of the structures currently occupying the space including the existing asphalt plant equipment, storage silos and outbuildings. The remediation plan will be dependent on findings from the site investigation. Presently, the relocation of SFPW's Street Repair from the Asphalt Plant site to a property adjacent to the SFPW Yard is pending the relocation of SFPUC Sewer Operations (Sewer Ops) from 160 Napoleon (on a portion of Lot 31). Planning is currently underway to relocate Sewer Ops to a new location at Griffith Yard, and then to move the Asphalt Plant occupants to 160 Napoleon.

APPENDIX 1.2. FACILITIES AND INFRASTRUCTURE

10033820 - Southeast Outfall Condition Assessment & Rehabilitation

This Wastewater Enterprise Capital Improvement Program project will include extensive condition assessment and rehabilitation of the Southeast Water Pollution Control Plant (SEP) effluent force main. The Booster pump station was constructed in 1967 and last upgraded in 2002. The Booster Pump Station receives treated effluent from Southeast Treatment Plant via 72" gravity conduit. The discharge system from Booster Pump Station consists of 42" and 36" parallel force mains under Islais Creek that ultimately discharge into 60" Southeast Outfall. The effluent outfall discharges into the San Francisco Bay through the series of pipes at Pier 80. The outfall ends with 36" pipe and diffuser system that was replaced in 2012 using JOC Contract. The treated effluent flow conveyance is 50-60 million gallons per day(MGD) average and 110 MGD peak through the Southeast Outfall System. The underwater crossings have exhibited leaks 3 times in past 6 years and were repaired with JOC Contracts. The last limited condition assessment was performed in 2010-2011 and the report recommended the near-term and long-term actions for the entire Outfall system. The short-term action recommended that Islais Creek Underwater Crossings replacement within 5 years and long-term action recommended the re-inspection and re-habilitation of the remaining system within 10 years. The Islais Creek underwater crossings replacement is currently at 35% design phase under separate project FAC04 Facilities and Infrastructure Program. This new project will thoroughly and completely evaluate the condition and remaining life expectancy of the Southeast Outfall System and implement the rehabilitation solutions to extend the useful life.

10015546 - New Treasure Island Wastewater Treatment Plant

The objective of the project is to build a new wastewater treatment plant that will provide reliable service for the Treasure Island residents and meet the recycled water demands of the

future redevelopment on the island. The existing facility was built by the United States Navy over 50 years ago and is past its useful life and no longer reliable. The existing facility is also not capable of providing recycled water and meeting the needs of the residents on the redeveloped island.

10015554 - Ocean Beach Climate Change Adaptation Project

The project will develop a comprehensive shoreline management and protection plan against bluff erosion and climate-change induced sea level rise along Ocean Beach south of Sloat Boulevard consistent with the recommendations in the 2012 Ocean Beach Master Plan (OBMP). This project is necessary to protect the integrity of wastewater assets built to protect public health and the environment, including the Lake Merced Tunnel, the Westside Pump Station and the Oceanside Treatment Plant. The project includes a) Short-term Improvements [STI] to provide interim (2015-2022) erosion protection and improved beach access [e.g., sand backpass/stabilization and placement of sand bags], b) Army Corps of Engineers Section 204 beach nourishment [ACOE] (e.g., beneficial reuse of dredged sand to provide erosion protection), and c) Long-term Improvements [LTI] that will address a comprehensive shoreline management and protection plan.

10015555 - Collection Division Consolidation (Griffith Yard Improvements)

The initial WWE Collection System Division Facilities Consolidation Project intended to consolidate the Collection System Division Administrative and Sewer Operations staff to a centralized location at 1550 Evans. The current plan is to relocate Sewer Operations to the WWE Griffith Yard Facility, adjacent to the Griffith Yard Pump Station. The project is now the Griffith Yard Improvement Project. Relocating the 107 employees currently dispatched from Napoleon Yard to Griffith Yard is required in order to exchange the Napoleon Yard for SFPW's Asphalt Plant property at the Southeast Plant (SEP) through an inter-department jurisdictional transfer. The project will also include relocation of

the Vector Waste Station (VWS), currently located at SEP, to co-locate the VWS with Sewer Operations and reduce overcrowding at SEP; a Confined Space Training Facility; and a bio-retention system for stormwater control. This project is critical path for making space available for SSIP Projects at the Southeast Plant. Improvements to the 4.4 acre yard will transform the underutilization of this property from storage and stockpiling to productive operations.

The second part of this project includes Greenhouses Demolition. In 2015, an assessment of current condition of the Greenhouses was conducted. It was determined that the facilities, in their current state of disrepair weren't salvageable. An interim grant program was established until a permanent replacement plan is determined. The interim use of the site is part of the modernization of the Southeast Water Pollution Treatment Plant through the Sewer System Improvement Program (SSIP). The Greenhouses demolition project will demolish the existing greenhouses, attached ancillary building, and prepare the site for staging to be used by other SSIP projects in the area.

10015556 - Southeast Community Center @ 1550 Evans

The Southeast Community Center project will serve to address the SFPUC's commitment to the mitigation measure for the expansion of the Southeast Plant (SEP) by constructing a new community center at 1550 Evans. The project will include a childcare center, café, multipurpose space for meetings, events, and workshops, and co-working office and classroom space for community-based organizations providing workforce development services. It will also include parking and over two acres of landscaped open space, with play areas, an amphitheater, picnic areas and gardens. The new center will provide a wide range of social services supporting workforce development and education for Southeast residents of all ages.

10015557 - Southeast Bay Outfall Islais Creek Crossing Replacement

This Wastewater Enterprise Capital Improvement Program project will include improvements to the

Southeast Water Pollution Control Plant (SEP) effluent force main crossings at Islais Creek and modifications to the Booster Pump Station. SEP is the SFPUC's largest wastewater facility treating almost 80% of the City's dry and wet weather flows.

Major improvements are planned to ensure that the SEP facilities maintain permit compliance and operate reliably. This project primarily addresses the portion of effluent discharge outfall into the San Francisco Bay through the series of pipes at Pier 80. Following improvements are needed to address aging infrastructure:

- Pipeline replacement within the Islais Creek
- Restoration of access manholes for future inspection and maintenance
- Improving flow velocity with new pipeline material
- Providing redundancy and flexibility for operation
- Piping isolation improvements to the Booster Pump Station

SWOO - Southwest Ocean Outfall (SWOO)

The Southwest Ocean Outfall was last inspected in 1996, although sediments prevented a full internal inspection. An exterior inspection was performed in 2005 (diffusers, caps, etc.). This project includes the condition assessment of the outfall, as well as an allowance to perform repairs.

APPENDIX 1.3. RENEWALS AND REPLACEMENTS

15722- R&R Collection Systems

The purpose of the Wastewater Enterprise (WWE) Renewal and Replacement Program (R&R) Collection System Sewer Improvements project is to maintain the existing functionality of the sewage collection system and address planned and emergency projects for repair and replacement of structurally inadequate sewers. This project consists of the following sub-projects: small diameter (less than and equal to 36-inch) sewer improvements, small diameter (less than and equal to 36-inch) sewer condition assessment, spot sewer replacement, large diameter (greater than 36-inch) sewer condition assessment, large diameter (greater than 36-inch) sewer improvements and sewer transport storage box condition assessment. By utilizing an asset management approach, which factors in: physical condition, age, location, risk, public safety, paving schedule and other factors, aging and failed portions of the collection system are identified and replaced.

15724- R&R Treatment Facilities

The purpose of the Wastewater Enterprise (WWE) Renewal and Replacement (R&R) Program Treatment Plant Improvement projects is to maintain the capacity and reliable performance of the wastewater treatment facilities owned/operated by the Wastewater Enterprise. This is a continuing annual program to extend the useful life of the WWE treatment assets. Treatment Facility Wastewater Enterprise Assets include: Transport Boxes, Discharge Structures, Pump Stations, Force Mains, Tunnels and Treatment Plants. The R&R Treatment Facilities projects are prioritized based upon regulatory compliance, condition assessments, Operation staff recommendations and Level Of Service goals. Planned WWE R&R Program Treatment Plant Improvement projects will address aging infrastructure at the wastewater enterprise treatment facility assets.
Planned WWE R&R Program Treatment Plant

Improvement projects are prioritized based on risk to permit compliance, safety and urgency. The current list of projects includes: WWE Treatment Facility Repairs: Richmond hypochlorite pipe repair; Southeast Community Facility Hot Water Pipe Repairs; Southeast Building Roof repairs; Oceanside Bar Screen Repairs; Southeast Plant Fixed Gas Monitor Upgrades; Sunnydale Pump Station Adjustable Frequency Drive Upgrades; WWE Recycled Water Station Upgrades; Oceanside Plant Air Compressor Replacements; Griffith Pump Station Adjustable Frequency Drive Upgrades; Southeast Plant Building 062 Motor Starter Upgrades; and Oceanside Dry Polymer System Upgrades. Project priorities are revisited on a monthly basis.

Appendix 2.1 Sewer System Improvement Program (SSIP) - Approved Project-Level Schedules

Project Name	Start	Finish	FY2020				FY2021				FY2022				FY2023				FY2024				FY2025				FY2026				FY2027			
			FQ1	FQ2	FQ3	FQ4	FQ1	FQ2	FQ3	FQ4	FQ1	FQ2	FQ3	FQ4	FQ1	FQ2	FQ3	FQ4	FQ1	FQ2	FQ3	FQ4	FQ1	FQ2	FQ3	FQ4	FQ1	FQ2	FQ3	FQ4	FQ1	FQ2	FQ3	FQ4
Sewer System Improvement Program (SSIP)	01-Jul-11	26-Dec-29																																
SSIP Phase 1	01-Jul-11	31-Aug-27																																
Treatment Facility Projects	01-Jul-11	31-Aug-27																																
Southeast Plant (SEP) Improvements	01-Jul-11	31-Aug-27																																
10015796 SEP Biosolids Digester Facilities Project	01-Jul-11	31-Aug-27	[Gantt bar: Design, Bid & Award, Construction, Closeout]																															
10026824 SEP Oxygen Generation Plant	17-Sep-12	10-Jun-16	[Gantt bar: Design, Bid & Award, Construction, Closeout]																															
10015807 SEP New Headworks (Grit) Replacement	01-Mar-13	30-Sep-24	[Gantt bar: Design, Bid & Award, Construction, Closeout]																															
10015808 SEP Existing Digester Roof Repairs	01-Apr-13	03-Mar-16	[Gantt bar: Construction, Closeout]																															
10026825 SEP Primary and Secondary Clarifier Upgrades	01-Jul-13	21-Jan-19	[Gantt bar: Construction, Closeout]																															
10002192 SEP 521/522 and Disinfection Upgrades (SEP Building 521 Re	03-Jun-13	02-Feb-21	[Gantt bar: Design, Bid & Award, Construction, Closeout]																															
10002220 SEP Primary Sludge Handling Improvements	03-Jun-13	10-Feb-16	[Gantt bar: Design, Bid & Award, Construction, Closeout]																															
10015809 SEP Facility-wide Distributed Control System Upgrade	13-Feb-14	31-Aug-27	[Gantt bar: Design, Bid & Award, Construction, Closeout]																															
10015810 SEP Seismic Reliability and Condition Assessment Improve:	03-Jun-13	09-Sep-22	[Gantt bar: Design, Bid & Award, Construction, Closeout]																															
10026826 SEP Existing Digester Gas Handling Improvements	16-Jun-14	28-Feb-20	[Gantt bar: Design, Bid & Award, Construction, Closeout]																															
10002284 SEP Power Feed and Primary Switchgear Upgrades	23-Jun-14	18-Jun-24	[Gantt bar: Design, Bid & Award, Construction, Closeout]																															
10015811 SEP Oxygen Generation Plant 01	01-Apr-16	21-Nov-19	[Gantt bar: Design, Bid & Award, Construction, Closeout]																															
10015553 Biofuel Alternative Energy	01-Jul-11	31-Mar-16	[Gantt bar: Design, Bid & Award, Construction, Closeout]																															
Oceanside Plant (OSP) Improvements	13-Jun-13	31-Dec-24																																
10037331 OSP Fine Screen and Grit Removal Enhancements	01-Jul-13	20-Nov-15	[Gantt bar: Design, Bid & Award, Construction, Closeout]																															
10029736 Westside Pump Station Reliability Improvements	13-Jun-13	31-Dec-24	[Gantt bar: Design, Bid & Award, Construction, Closeout]																															
10029737 OSP Digester Gas Utilization Upgrade	01-Oct-13	14-Sep-22	[Gantt bar: Design, Bid & Award, Construction, Closeout]																															
10029738 Westside Pump Station Redundant Force Main Improvements	02-Jan-14	29-Jan-16	[Gantt bar: Construction, Closeout]																															
10029739 OSP Condition Assessment Repairs	31-Jul-14	31-Dec-20	[Gantt bar: Construction, Closeout]																															
10029740 OSP Odor Control Optimization	31-Jul-14	05-Feb-20	[Gantt bar: Construction, Closeout]																															
North Point Facility (NPF) Improvements	22-May-13	29-Dec-23																																
10026821 Northpoint Outfall Refurbishment	22-May-13	31-Oct-18	[Gantt bar: Design, Bid & Award, Construction, Closeout]																															
10026822 North Shore Pump Station Wet Weather Improvements	15-Aug-13	29-Dec-23	[Gantt bar: Design, Bid & Award, Construction, Closeout]																															
Collection System	01-Jul-11	30-Jun-26																																
Central Bayside System Improvement Project (CBSIP)	02-Jul-12	30-Jun-21																																
10002102 Central Bayside System Improvement Project - Phase 1	02-Jul-12	30-Jun-21	[Gantt bar: Design, Bid & Award, Construction, Closeout]																															
Interceptors / Tunnels and Odor Control	25-Mar-13	29-Dec-23																																
10033745 Mission Street, 16th to Cesar Chavez Streets, Brick Sewer Reh:	02-Jul-18	22-Nov-22	[Gantt bar: Design, Bid & Award, Construction, Closeout]																															
10002554 Richmond Transport Modeling	25-Mar-13	30-Jun-14	[Gantt bar: Design, Bid & Award, Construction, Closeout]																															
10002641 Collection System Condition Assessment	09-May-13	31-Mar-21	[Gantt bar: Design, Bid & Award, Construction, Closeout]																															
10002652 Kansas and Marin Streets Sewer Improvements	10-Jun-13	29-Dec-23	[Gantt bar: Design, Bid & Award, Construction, Closeout]																															
10002689 Drumm and Jackson Streets Sewer System Improvement	26-May-15	31-Dec-20	[Gantt bar: Design, Bid & Award, Construction, Closeout]																															
10002760 Cargo Way Sewer Box Odor Reduction	13-Apr-15	30-Dec-22	[Gantt bar: Design, Bid & Award, Construction, Closeout]																															
10031676 Rutland Sewer Improvements	30-Oct-17	21-Sep-18	[Gantt bar: Design, Bid & Award, Construction, Closeout]																															
Interdepartmental Projects	01-Oct-13	30-Sep-24																																
10033106 Geary BRT Sewer Improvements Phase 2	15-Mar-18	29-Dec-23	[Gantt bar: Design, Bid & Award, Construction, Closeout]																															



Appendix 2.1 Sewer System Improvement Program (SSIP) - Approved Project-Level Schedules

Project Name	Start	Finish	FY2020				FY2021				FY2022				FY2023				FY2024				FY2025				FY2026				FY2027			
			FQ1	FQ2	FQ3	FQ4	FQ1	FQ2	FQ3	FQ4	FQ1	FQ2	FQ3	FQ4	FQ1	FQ2	FQ3	FQ4	FQ1	FQ2	FQ3	FQ4	FQ1	FQ2	FQ3	FQ4	FQ1	FQ2	FQ3	FQ4	FQ1	FQ2	FQ3	FQ4
10002664 Van Ness BRT Sewer Improvements	01-Oct-13	30-Dec-21	[Gantt bar showing Project Management and Construction phases]																															
10002667 Better Market Street Sewer Improvements - Phase 1	06-Jan-14	30-Sep-24	[Gantt bar showing Design, Bid & Award, Construction, and Program Mgmt phases]																															
10002670 Geary BRT Sewer Improvements Phase 1	06-Jan-14	12-Jul-21	[Gantt bar showing Project Management and Construction phases]																															
10002672 Central Subway Sewer Improvements	06-Jan-14	28-Jun-19	[Gantt bar showing Project Management and Construction phases]																															
10002687 Mission Bay Loop Sewer Improvement	02-May-14	30-Dec-21	[Gantt bar showing Project Management and Construction phases]																															
10031546 Masonic Avenue Sewer Improvements	27-Oct-14	28-Jun-19	[Gantt bar showing Project Management and Construction phases]																															
10002776 Taraval Sewer Improvements	14-Mar-16	29-Dec-23	[Gantt bar showing Project Management and Construction phases]																															
Pump Stations and Forcemain Improvements	29-May-12	30-Dec-22																																
10002417 Hudson Ave Pump Station and Outfall Improvements	31-Mar-14	31-Oct-17	[Gantt bar showing Project Management and Construction phases]																															
10002419 Force Main Rehab at Embarcadero and Jackson Streets	07-Jul-14	29-Sep-22	[Gantt bar showing Bid & Award, Construction, and Program Mgmt phases]																															
10026828 Mariposa Dry-Weather Pump Station & Force Main Improvem	01-Jul-14	30-Dec-22	[Gantt bar showing Project Management and Construction phases]																															
10026829 Cesar Chavez Pump Station	08-Sep-14	26-May-16	[Gantt bar showing Project Management and Construction phases]																															
10002465 Marin Street Sewer Replacement	01-Jul-15	23-Jan-20	[Gantt bar showing Project Management and Construction phases]																															
10002485 Griffith Pump Station Improvements	14-Mar-16	30-Sep-21	[Gantt bar showing Project Management and Construction phases]																															
10002138 North Shore to Channel F M Drainage Improvement	29-May-12	06-Jun-17	[Gantt bar showing Project Management and Construction phases]																															
Combined Sewwer Discharge (CSD) and Transport/Storage Structures	01-Jun-15	30-Sep-22																																
10002299 Richmond Transport/Storage Tunnel Rehabilitation	01-Jun-15	31-Dec-20	[Gantt bar showing Project Management and Construction phases]																															
10002300 Baker/Laguna/Pierce CSD & Outfall	29-Jun-15	20-Nov-15	[Gantt bar showing Project Management and Construction phases]																															
10002303 Beach and Sansome Street CSD Rehabilitation	14-Mar-16	31-Aug-21	[Gantt bar showing Project Management and Construction phases]																															
10002344 CSD Backflow Prevention and Monitoring	25-Jul-16	30-Sep-22	[Gantt bar showing Design, Bid & Award, Construction, and Program Mgmt phases]																															
10002378 5th, North 6th and Division Street CSD Rehabilitation	01-Jul-16	31-Aug-21	[Gantt bar showing Project Management and Construction phases]																															
Stormwater Management	01-Jul-11	30-Jun-26																																
10031477 Cesar Chavez Green Infrastructure	01-Apr-13	28-Jun-13	[Gantt bar showing Project Management and Construction phases]																															
10015558/10026813 Islais Creek Green Infrastructure	04-Sep-12	24-Apr-18	[Gantt bar showing Project Management and Construction phases]																															
10026805 Sunset Green Infrastructure	03-Dec-12	30-Sep-21	[Gantt bar showing Project Management and Construction phases]																															
10031465 North Shore Green Infrastructure	03-Dec-12	31-Dec-18	[Gantt bar showing Project Management and Construction phases]																															
10026807 Lake Merced Green Infrastructure	03-Dec-12	24-Apr-18	[Gantt bar showing Project Management and Construction phases]																															
10031676 Sunnydale Green Infrastructure	03-Dec-12	30-Sep-19	[Gantt bar showing Project Management and Construction phases]																															
10026809 Richmond Green Infrastructure	03-Dec-12	30-Jun-21	[Gantt bar showing Project Management and Construction phases]																															
10026810 Yosemite Green Infrastructure	03-Dec-12	30-Jun-26	[Gantt bar showing Project Management and Construction phases]																															
10031473 Channel Green Infrastructure	21-Feb-14	31-Aug-18	[Gantt bar showing Project Management and Construction phases]																															
10029726 Watershed Stormwater Management (Planning Only)	11-Jul-16	30-Jun-22	[Gantt bar showing Planning phase]																															
10029728 Advanced Rainfall Prediction - Part 1	01-Apr-13	29-Jun-18	[Gantt bar showing Project Management and Construction phases]																															
10029729 Operational Decision System Phase 1	01-Aug-13	30-Sep-16	[Gantt bar showing Project Management and Construction phases]																															
10029730 Operational Decision System Phase 2	01-Feb-17	30-Sep-25	[Gantt bar showing Project Management and Construction phases]																															
10015816 Urban Watershed Assessment and Planning Initiation	01-Jul-11	28-Jun-13	[Gantt bar showing Project Management and Construction phases]																															
10015817 Urban Watershed Assessment and Planning	07-Oct-11	30-Jun-17	[Gantt bar showing Project Management and Construction phases]																															
10015818 Fulton St Sewer	01-Jul-11	31-Oct-12	[Gantt bar showing Project Management and Construction phases]																															
10015819 Lake Merced Drainage	01-Jul-11	31-Oct-12	[Gantt bar showing Project Management and Construction phases]																															
10015820 Major Trunk Sewers	01-Jul-11	31-Oct-12	[Gantt bar showing Project Management and Construction phases]																															



Appendix 2.1 Sewer System Improvement Program (SSIP) - Approved Project-Level Schedules

Project Name	Start	Finish	FY2020				FY2021				FY2022				FY2023				FY2024				FY2025				FY2026				FY2027			
			FQ1	FQ2	FQ3	FQ4	FQ1	FQ2	FQ3	FQ4	FQ1	FQ2	FQ3	FQ4	FQ1	FQ2	FQ3	FQ4	FQ1	FQ2	FQ3	FQ4	FQ1	FQ2	FQ3	FQ4	FQ1	FQ2	FQ3	FQ4	FQ1	FQ2	FQ3	FQ4
Flood Resilience Projects																																		
10026811 17th and Folsom Wet Weather Storage	01-Apr-13	06-May-16																																
10026814 Flood Resilience Analysis (Planning Phase Only)	30-Jun-15	28-Feb-17																																
10026815 Flood Resilience - Early Projects (Planning Phase Only)	26-Oct-15	30-Dec-16																																
10026816 Wawona Area Stormwater Improvement Project	01-Jul-16	08-Jul-24	[Gantt bar showing phases: Design, Bid & Award, Construction, Closeout]																															
10026817 Cayuga Ave Stormwater Detention Project	01-Jul-16	29-Mar-19	[Gantt bar showing phases: Design, Bid & Award, Construction, Closeout]																															
10026818 Folsom Area Stormwater Improvement Project	01-Jul-16	31-Jan-23	[Gantt bar showing phases: Design, Bid & Award, Construction, Closeout]																															
10026819 17th and Folsom Permanent Barriers	20-May-16	29-Mar-19	[Gantt bar showing phases: Design, Bid & Award, Construction, Closeout]																															
10026820 Hydraulic and Drainage Sewer Improvements	01-Jul-16	15-Apr-21	[Gantt bar showing phases: Design, Bid & Award, Construction, Closeout]																															
Land Reuse Projects																																		
10031815 Land Reuse of 1800 Jerrold Avenue	17-Sep-13	31-Dec-19	[Gantt bar showing phases: Design, Bid & Award, Construction, Closeout]																															
10029734 Land Reuse of 1801 Jerrold Avenue	30-Sep-13	31-Mar-21	[Gantt bar showing phases: Design, Bid & Award, Construction, Closeout]																															
SSIP Program Management																																		
10015803/10029732 SSIP Program Management	01-Sep-11	31-Aug-27	[Gantt bar showing phases: Program Mgmt]																															
Other SSIP																																		
Treatment Facility Projects																																		
Southeast Plant (SEP) Improvements																																		
10037353 SEP 550 Booster PS Condition Inspection & Interim	12-Jan-21	30-Jun-26	[Gantt bar showing phases: Planning, Design, Bid & Award, Construction, Closeout]																															
SEP-2 SEP, Booster PS, & BFS Security Enhancements	01-Jul-21	02-Oct-25	[Gantt bar showing phases: Design, Bid & Award, Construction, Closeout]																															
SEP-3 Oxygen Generation (SEP 275) Reliability Upgrades	05-Jul-22	07-Jan-27	[Gantt bar showing phases: Design, Bid & Award, Construction, Closeout]																															
10037776 SEP Facilities Interim H&S Imp (SEP 850 & 930)	01-Mar-21	05-Sep-25	[Gantt bar showing phases: Planning, Design, Bid & Award, Construction, Closeout]																															
10037330 Primary Treatment (SEP 040/041) H&S Improvements	04-Jan-21	30-Sep-26	[Gantt bar showing phases: Planning, Design, Bid & Award, Construction, Closeout]																															
SEP-8 SEP Condition Improvement Projects - Part 1	12-Jan-21	30-Jun-26	[Gantt bar showing phases: Planning, Design, Bid & Award, Construction, Closeout]																															
10037331 Maintenance Building (SEP 940) Interim Improvement	12-Jan-21	02-Jul-26	[Gantt bar showing phases: Planning, Design, Bid & Award, Construction, Closeout]																															
Oceanside Plant (OSP) Improvements																																		
10037733 Solids Thickening (OSP 011) Process Upgrade	06-Jul-21	03-Sep-26	[Gantt bar showing phases: Planning, Design, Bid & Award, Construction, Closeout]																															
10037734 OSP Plant-wide Ventilation (HVAC) Upgrades	06-Jul-21	03-Sep-26	[Gantt bar showing phases: Planning, Design, Bid & Award, Construction, Closeout]																															
10036398 OSP Condition Improvement Projects - Part 2	04-Jan-21	06-Jul-29	[Gantt bar showing phases: Planning, Design, Bid & Award, Construction, Closeout]																															
OSP-5 OSP Odor Control Upgrades	06-Jul-21	03-Sep-26	[Gantt bar showing phases: Planning, Design, Bid & Award, Construction, Closeout]																															
10037735 Admin Bldg (OSP 930) Health & Safety Improvements	04-Jan-21	04-Sep-25	[Gantt bar showing phases: Planning, Design, Bid & Award, Construction, Closeout]																															
OSP-8 OSP DCS Upgrade (Construction)	06-Jul-21	02-Jul-27	[Gantt bar showing phases: Construction, Closeout]																															
10037777 OSP & WSPS Security Enhancements	01-Jul-21	30-Jun-25	[Gantt bar showing phases: Planning, Design, Bid & Award, Construction, Closeout]																															
OSP-11 Gaseous Oxygen System (OSP 011) Upgrades	03-Jan-22	07-Mar-28	[Gantt bar showing phases: Design, Bid & Award, Construction, Closeout]																															
North Point Facility (NPF) Improvements																																		
NPF-1 Sedimentation (NPF 040/041) Tanks Condition Improvements	06-Jul-21	01-Sep-28	[Gantt bar showing phases: Design, Bid & Award, Construction, Closeout]																															
10037325 Admin Bldg (NPF 930) Evaluation & Interim H&S Improve	01-Mar-21	31-Mar-25	[Gantt bar showing phases: Planning, Design, Bid & Award, Construction, Closeout]																															
NPF-3 Dechlorination Process (NPF 500) Evaluation & Interim Rehab	19-Jan-21	29-May-26	[Gantt bar showing phases: Planning, Design, Bid & Award, Construction, Closeout]																															
10037904 NPF & NSS Security Enhancements	01-Jul-21	29-Sep-25	[Gantt bar showing phases: Design, Bid & Award, Construction, Closeout]																															
NPF-6 NPF DCS Upgrades (Construction)	06-Jul-21	02-Sep-27	[Gantt bar showing phases: Construction, Closeout]																															
Collection System																																		
	01-Jul-18	26-Dec-29	[Gantt bar showing phases: Design, Bid & Award, Construction, Closeout]																															



Appendix 2.1 Sewer System Improvement Program (SSIP) - Approved Project-Level Schedules

Project Name	Start	Finish	FY2020				FY2021				FY2022				FY2023				FY2024				FY2025				FY2026				FY2027		
			FQ1	FQ2	FQ3	FQ4	FQ1	FQ2	FQ3	FQ4	FQ1	FQ2	FQ3	FQ4	FQ1	FQ2	FQ3	FQ4	FQ1	FQ2	FQ3	FQ4	FQ1	FQ2	FQ3	FQ4	FQ1	FQ2	FQ3	FQ4	FQ1	FQ2	FQ3
Interceptors / Tunnels and Odor Control	01-Aug-19	07-Dec-26	[Gantt bar for Interceptors / Tunnels and Odor Control]																														
10034718 Large Diameter Sewer Projects and Channel FM Intertie	01-Aug-19	07-Dec-26	[Gantt bar for 10034718 Large Diameter Sewer Projects and Channel FM Intertie]																														
Pump Stations and Forcemain Improvements	07-Dec-20	26-Dec-29	[Gantt bar for Pump Stations and Forcemain Improvements]																														
10037251 Seacliff No. 1 PS & FM Upgrade	07-Dec-20	26-Dec-29	[Gantt bar for 10037251 Seacliff No. 1 PS & FM Upgrade]																														
10037246 Seacliff No. 2 PS & FM Upgrade	14-Dec-20	21-Sep-29	[Gantt bar for 10037246 Seacliff No. 2 PS & FM Upgrade]																														
10037303 Sunnydale PS Safety Improvements	14-Dec-20	29-May-26	[Gantt bar for 10037303 Sunnydale PS Safety Improvements]																														
PS-4 Pump Station Security Upgrades (Cesar Chavez, Griffith, Channel, & PS-5 Geary Underpass PS Safe Access Enhancements	01-Jul-21	30-Sep-25	[Gantt bar for PS-4 Pump Station Security Upgrades (Cesar Chavez, Griffith, Channel, & PS-5 Geary Underpass PS Safe Access Enhancements]																														
Combined Sewer Discharge (CSD) and Transport/Storage Structures	07-Dec-20	20-Sep-28	[Gantt bar for Combined Sewer Discharge (CSD) and Transport/Storage Structures]																														
10037245 Brannan (019) CSD Gate & Baffle Rehab	07-Dec-20	18-Aug-25	[Gantt bar for 10037245 Brannan (019) CSD Gate & Baffle Rehab]																														
10037244 Baker (009) Baffle Improvements	07-Dec-20	26-Mar-24	[Gantt bar for 10037244 Baker (009) Baffle Improvements]																														
CSD-3 System-wide CSD & T/S Monitoring Equipment Assessment	06-Jul-21	03-Sep-26	[Gantt bar for CSD-3 System-wide CSD & T/S Monitoring Equipment Assessment]																														
CSD-4 CSD Structure Rehab & Upgrades - Part 1	01-Jul-21	20-Sep-28	[Gantt bar for CSD-4 CSD Structure Rehab & Upgrades - Part 1]																														
Stormwater Management	01-Jul-18	30-Jun-29	[Gantt bar for Stormwater Management]																														
10034553 Green Infrastructure Grant Program	01-Jul-18	30-Jun-29	[Gantt bar for 10034553 Green Infrastructure Grant Program]																														
GI-1 Balboa High School Regional Runoff Reduction Project	01-Jan-21	01-Mar-26	[Gantt bar for GI-1 Balboa High School Regional Runoff Reduction Project]																														
GI-3 Regional School/Park: Giannini Middle School	01-Jan-21	01-Mar-26	[Gantt bar for GI-3 Regional School/Park: Giannini Middle School]																														
Flood Resilience Projects	02-Jan-19	13-Mar-28	[Gantt bar for Flood Resilience Projects]																														
10034360 Lower Alemany Area Stormwater Improvement Project	02-Jan-19	13-Mar-28	[Gantt bar for 10034360 Lower Alemany Area Stormwater Improvement Project]																														
FR-1 Folsom Area Stormwater Imp. Project Phase 2	03-Jan-22	30-Jun-27	[Gantt bar for FR-1 Folsom Area Stormwater Imp. Project Phase 2]																														

- Project Management
- Environmental
- Right-of-Way
- Construction Mgmt
- Closeout
- Planning
- Design
- Bid & Award
- Construction
- Program Mgmt

APPENDIX 3. LIST OF ACRONYMS

AAR	Alternative Analysis Report	EPA	Environmental Protection Agency
ACOE	Army Corps of Engineers (also shown as USACE)	F&I	Facilities and Infrastructure
ADA	Americans with Disabilities Act	FAT	Factory Acceptance Testing
ADEIR	Administrative Draft Environmental Impact Report	FC	Final Completion
AGM	Assistant General Manager	FEMA	Federal Emergency Management Agency
BAAQMD	Bay Area Air Quality Management District	FOG	Fats, Oils, and Grease
BCDC	Bay Conservation and Development Commission	FTA	Federal Transit Administration
BDFP	Biosolids Digester Facilities Project	FY	Fiscal Year
BEM	Bureau of Environmental Management	GBT	Gravity Belt Thickener
BFS	Bruce Flynn Pump Station	GFS	Griffith Pump Station
BMS	Better Market Street	GGNRA	Golden Gate National Recreation Area
BRT	Bus Rapid Transit	GI	Green Infrastructure
CAB	Contract Administration Bureau	GIGP	Green Infrastructure Grant Program
Caltrans	California Department of Transportation	GOX	Gaseous Oxygen
CATEX	Categorical Exemption	GPS	Griffith Pump Station
CBSIP	Central Bayside System Improvement Project	HDPE	High Density Polyethylene
CCSF	City and County of San Francisco	HMI	Human Machine Interface
CCTV	Closed-Circuit Television	HPO	High Purity Oxygen
CEQA	California Environmental Quality Act	HSW	High-Strength Waste
CER	Conceptual Engineering Report	HVAC	Heating, Ventilation and Air Conditioning
CHS	Channel (Street) Pump Station	I&C	Instrumentation and Controls
CIP	Capital Improvement Program; Cast-Iron Pipe	I&I	Infiltration and Inflow
CM/GC	Construction Manager/General Contractor	IC	Internal Combustion
COVID-19	Coronavirus Disease of 2019	ICM	Integrated Catchment Model
CPAS	Combined Primary Activated Sludge	ICT	Islais Creek Transport/Storage
CSAMP	Collection System Asset Management Program	IKG	Inedible Kitchen Grease
CSD	Combined Sewer Discharge	ISP	Iron Stone Pipe
CTLS	Channel Tunnel Lift Station	JOC	Job Order Contract
DCS	Distributed Control System	JST	Jackson Street Transport/Storage Box
DEIR	Draft Environmental Impact Report	KV	Kilovolt
DIP	Ductile Iron Pipe	LBE	Local Business Enterprise
DW	Dry Weather	LED	Light-Emitting Diode
EIR	Environmental Impact Report	LF	Linear Feet
EIS	Environmental Impact Statement	LID	Low Impact Development
EMMS	Energy Monitoring and Management System	LOS	Levels of Service
		LOX	Liquid Oxygen
		LTI	Long-term Improvements
		MCC	Motor Control Center
		MDF	Main Distribution Frame
		MG	Million Gallons
		MGD	Million Gallons per Day
		MND	Mitigated Negative Declaration

Appendix 3. Acronyms


MOA	Memorandum of Agreement	RFP	Request for Proposal
MOU	Memorandum of Understanding	RFQ	Request for Qualification
MPM	Minor Project Modification	ROW	Right-of-Way
MPS	Mariposa Pump Station	RWQCB	Regional Water Quality Control Board
MTA	Municipal Transportation Agency (also shown as SFMTA)	SELS	Southeast Lift Station
MTBM	Micro-Tunnel Boring Machine	SEP	Southeast Plant; Southeast Water Pollution Control Plant
MV PDS	Medium Voltage Power Distribution System	SEWPCP	Southeast Water Pollution Control Plant
MW	Megawatt	SF	San Francisco
N/A	Not Applicable	SFCTA	San Francisco County Transportation Authority
NAR	Needs Assessment Report	SFMTA	San Francisco Municipal Transportation Agency (also shown as MTA)
NEG DEC	Negative Declaration (also shown as ND)	SFPORT	Port of San Francisco
NOD	Notice of Determination	SFPUC	San Francisco Public Utilities Commission
NPDES	National Pollutant Discharge Elimination System	SFPW	San Francisco Public Works (formerly SFDPW)
NPF	Northpoint (Wet-Weather) Facility	SFRPD	San Francisco Recreation & Parks Department (also shown as RPD)
NSCFM	North Shore to Channel Force Main	SFUSD	San Francisco Unified School District
NSFM	North Shore Force Main	SSIP	Sewer System Improvement Program
NSS	North Shore Pump Station (also shown as NSPS)	SSMP	Sewer System Master Plan
NTP	Notice to Proceed	STATEX	Statutory Exemption
O&M	Operations and Maintenance	STI	Short-term Improvements
OBMP	Ocean Beach Master Plan	SWOO	Southwest Ocean Outfall
OCA	Office of Contract Administration	T/S	Transport and Storage
OCU	Odor Control Unit	TAP	Transient Analysis Program
ODS	Operational Decision System	TBD	To be determined
OEM	Operations, Engineering, and Maintenance	TBL	Triple Bottom Line
OPS	Operations	TICD	Treasure Island Community Development
OSP	Oceanside Water Pollution Control Plant	TIDA	Treasure Island Development Authority
OSWPCP	Oceanside Water Pollution Control Plant	TM	Technical Memorandum
PLC	Programmable Logic Controller	TPD	Tons Per Day
PM	Program Management; Project Manager	TSC	Technical Steering Committee
PMC	Program Management Consultant	UPS	Uninterruptable Power Supply
PO	Purchase Order	USEPA	United States Environmental Protection Agency
PS	Pump Station	UWA	Urban Watershed Assessment
PUC	Public Utilities Commission	VCP	Vitrified Clay Pipe
QA	Quality Assurance	VFD	Variable Frequency Drives
QC	Quality Control	VPSA	Vacuum Pressure Swing Adsorption
QSO	Quint Street Outfall	VWS	Vactor Waste Station
R&R	Renewal and Replacement (also shown as RnR)		
RCP	Reinforced Concrete Pipe		

WSPS	West Side Pump Station (also shown as WSS)
WSS	Westside Pump Station (also shown as WSPS)
WWE	Wastewater Enterprise
WWE CIP	Wastewater Enterprise Capital Improvement Program
WWTP	Wastewater Treatment Plant

This page is intentionally left blank

DATE: September 6, 2022

TO: Commissioner Anson Moran, President
Commissioner Newsha Ajami, Vice President
Commissioner Sophie Maxwell
Commissioner Tim Paulson

FROM: Dennis J. Herrera, General Manager 

RE: Wastewater Enterprise Capital Improvement Program
4th Quarter/ Fiscal Year 2021-2022

Enclosed please find the Wastewater Enterprise Capital Improvement Program (CIP) Quarterly Report for the 4th Quarter (Q) of Fiscal Year (FY) 2021-2022.

Quarterly Report Format Changes

In response to the Commission's request for improved tracking of program history and project performance status reporting for greater accountability, starting with the Q2 FY21-22 Quarterly Reports, staff incorporated the following revisions to the format of the CIP Quarterly Reports across all capital programs with the exception of the Water System Improvement Program Quarterly Reports, since that program is ninety-nine percent complete:

- This report includes an Executive Summary, which provides a high-level summary of the program's current status and key updates that may be newsworthy or noticeable to the Commission, stakeholders, and the public.
- This accompanying cover letter has been simplified to avoid duplicating information in the new Executive Summary.

London N. Breed
Mayor

Anson Moran
President

Newsha Ajami
Vice President

Sophie Maxwell
Commissioner

Tim Paulson
Commissioner



Dennis J. Herrera
General Manager

This page is intentionally left blank.



San Francisco
Water Power Sewer

Services of the San Francisco Public Utilities Commission



QUARTERLY REPORT

Wastewater Enterprise Programs

April 2022 – June 2022

Published: September 6, 2022

This page is intentionally left blank.

EXECUTIVE SUMMARY

The primary intent of the report is to provide the Commission, stakeholders, and the public, with a status summary of the Wastewater Enterprise Capital Projects, based on the data for the period of April 1, 2022 to June 30, 2022.

This quarterly report also includes schedule and cost forecasting of the FY23-FY32 10-year Capital Improvement Plan that was presented to and approved by the San Francisco Public Utilities Commission on February 8, 2022. Changes to the approved baseline program and project scopes, schedules, and budgets that were proposed as part of this FY23-FY32 10-year CIP will become the new baseline for project scopes, schedules, and budgets at the start of FY23, on July 1, 2022. Going forward, changes to the approved baseline will continue to be proposed as part of the 10-year CIP that is updated every two years and approved by the SFPUC Commission. The proposed revisions to the program will become the new baseline for project scopes, schedules, and budgets in the beginning of the new fiscal year following SFPUC Commission approval.

Program Current Status:

Overall steady progress continued on the Sewer System Improvement Program (SSIP) projects. The SSIP Phase 1 is 52% complete, Other SSIP is 3% complete, and Overall SSIP is 40% complete as of June 2022. As of the end of the reporting period, the SSIP Phase 1 includes 70 projects in various phases as follows: seven (7) projects in planning or design, twelve (12) projects in construction, thirteen (13) projects in closeout, and thirty-eight (38) projects completed.

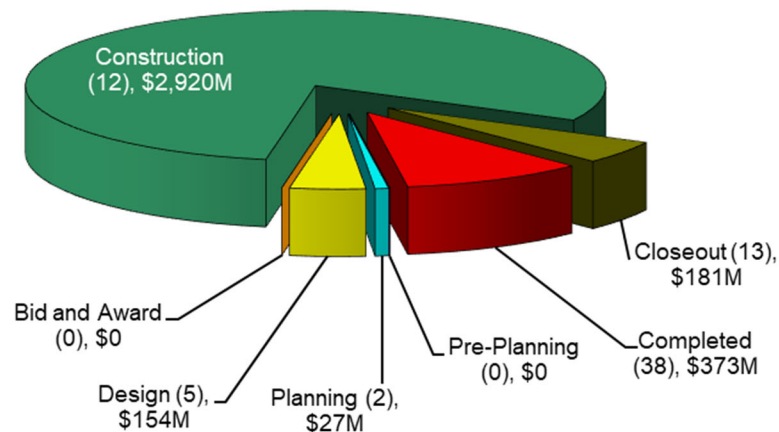


Figure A Total Current Approved Budget for SSIP Phase 1 Projects Active in Each Phase

As of the end of the reporting period, the Other SSIP includes 35 projects beyond SSIP Phase 1 in various phases as follows: eleven (11) projects in pre-planning, twenty-two (22) projects in planning or design, and two (2) projects in construction.

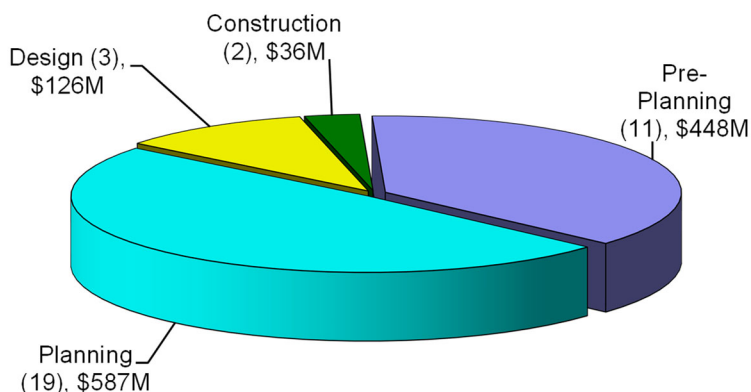


Figure B Total Current Approved Budget for Other SSIP Projects Active in Each Phase

The following Tables provide a high-level summary of the cost and schedule status for the SSIP.

Table A. SSIP Cost Summary

Programs	Expenditures To Date (\$ Million) (A)	Current Approved Budget (\$ Million) (B)	Q4/FY21-22 Forecasted Costs (\$ Million) (C)	Cost Variance (\$ Million) (D = B - C)	Variance Over Reporting Period* (\$ Million) (E)
SSIP Phase 1	\$1,949.0	\$3,655.3	\$4,396.2	(\$741.0)	\$0.1
Other SSIP	\$25.8	\$1,197.3	\$1,381.6	(\$184.3)	-
Programs Total	\$1,974.8	\$4,852.5	\$5,777.8	(\$925.3)	\$0.1

* Negative number reflects cost increases since last quarter, and positive number reflects cost reduction since last quarter.

Table B. Current Approved vs. Current Forecast Schedule Dates

Programs	2016 Approved Project Start	Current Approved Project Start	Actual Start	2016 Approved Completion	Current Approved Completion	Current Forecast Completion	Schedule Variance (Months)
SSIP Phase 1	07/01/11	07/01/11	07/01/11✓	10/30/26	08/31/27	06/30/32	58.0(Late)
Other SSIP	-	07/01/18	03/03/18✓	-	12/26/29	01/07/38	96.5(Late)
Overall SSIP	07/01/11	07/01/11	07/01/11✓	10/30/26	12/26/29	01/07/38	96.5(Late)

Program Key Updates:

Key updates for the Sewer System Improvement Program include:

- **SEP Biosolids Digester Facilities Project** - Construction of the digester vessels are underway. Concrete placement of the mat foundation was completed in June. Bid procurement for

remaining construction is ongoing. To date, construction bid and award of most of the major biosolids facilities has been completed, including the digesters, solids pretreatment facility, and the chemical feed and No. 2 water facilities. The Commission approved amendments to the contracts for the construction and the engineering support services in alignment with the approved project cost and schedule.

- **SEP New Headworks (Grit) Replacement Project** - Bid/award continued for the remaining 24 out of 75 total bid packages. Continued civil/structural work at the influent junction, fine screen/grit influent splitter, grit tank/grit handling, and primary influent distribution areas. Continued electrical/fire protection/HVAC/mechanical installations in electrical and grit influent splitter areas. Completed excavation for the east-west section and completed installation of two sections of the 84-inch foul air underground duct, as well as completed setting/welding of the 84-inch foul air underground duct 90-degree elbow. Began excavation of 20-inch foul air underground duct. Continued equipment procurement and fabrication. Completed installation of 604 of the 649 total piers to date, including series of piers in the right-of-way of the Union Pacific Railroad tracks and for the new odor control facility. Completed hydrotest of 12-inch plant drain section in pipe rack area. Continued monthly coordination meetings regarding influent junction area tie-ins in dry season 2022.
- **SEP Facility-wide Distributed Control System Upgrade** - Renovation of the existing SEP DCS server room is ongoing. Started the procurement process for SEP DCS server room equipment. Design and coordination with other SSIP project teams at SEP are ongoing.
- **SEP Seismic Reliability and Condition Assessment Improvements** - Project team is completing the contract punch list items and closeout documentation. Project team intends to request for contract duration extension as final closeout process is taking longer than anticipated.
- **North Shore Pump Station Wet Weather Improvements Project** - Contractor successfully completed 7-day manual testing of the two newly installed dry weather bar screens. Planning began for dry weather and wet weather cutover. Work at the SEP930 DCS room is ongoing with the target completion of the temporary Uninterruptable Power Supply (UPS) by next quarter.
- **Better Market Street (BMS) Sewer Improvements Project** - SFPUC's proposed water and sewer scopes of work were deleted from the BMS Phase 1 Contract per the request of SFMTA and SFPW. To mitigate the risk of failure of sewer assets, the project team is coordinating with WWE/Sewer Operations to inspect the existing conditions of culverts that were originally part of the BMS Phase 1 Contract. Depending on the condition of the culverts, repair or replacement of the culverts may be initiated through this project. SFPUC's sewer and water work on Market Street, between 5th to 7th Streets, are anticipated to be included in a future BMS contract (BMS

Contract 2). SFPW and SFMTA will re-initiate the planning effort for BMS Contract 2 in Summer 2022 and SFPUC staff will be engaging in this planning effort. The extent of the scope is still in discussion between SFPW and SFMTA management and the lead-agency has not been determined.

- **Yosemite Green Infrastructure Project** - The agreement between SFPUC and the Green Infrastructure Engineering contract, PR0.0123, was executed. The SFPUC is soliciting design fee proposals from San Francisco Public Works (SFPW) for landscape design of Yosemite Station, and for hydraulic and civil design of the sidewalks and roadways. Design work is forecast to start next quarter.
- **Watershed Stormwater Management Project (Planning Only)** - Similar to last quarter, the project team provided technical support for Flood Resilience Programmatic Strategies, green infrastructure projects and programs, and billing system upgrades. During the current quarter, the project team coordinated with San Francisco Recreation and Park Department on the Buchanan Street Mall green infrastructure project.
- **Folsom Area Stormwater Improvement Project** - The City team reviewed the 65% design for the Alameda Street Wet Weather Tunnel Contract, completed the 95% design for the initial Folsom Contract (WW-719A), and determined the layout for the Harrison and Treat Street Sewer Box. The Folsom project requires extensive staging on private property and permanent improvements through private property in order to be implemented.

For the WWE Facilities and Infrastructure Program, there are five (5) on-going projects where two (2) projects are in construction, two (2) projects in design, and one (1) project in planning.

- **New Treasure Island Wastewater Treatment Plant Project** - The project team issued RFP Addendums Nos. 3 through 5 for the DB-132 contract. Addendum No. 3 extended the due date for submission of proposals from the two pre-qualified firms. Project team completed evaluation of the supplemental request for qualifications. On May 24, 2022, proposals were received from the two pre-qualified firms. On June 14, 2022, the SFPUC issued Preliminary Notice of Proposal Rejection to one of the proposers due to their proposal being materially non-responsive due to exceedance of price proposal beyond 110% of the Fixed Budget Limit. Project team has been coordinating with the Contract Administration Bureau regarding next steps to evaluate the sole proposer. At the site, coordination is ongoing with the removal of the soil surcharge material and other various project coordination activities with Treasure Island Community Development and Treasure Island Development Authority. The final property transfer document was initiated and expected to be completed by the Fall/Winter of 2022.
- **Ocean Beach Climate Change Adaptation Project** - For Long Term Improvements, negotiations on funding continue at a very slow rate and continues to impact overall project progress. The

95% Design is in progress and the Response to Comments on the Draft Environmental Impact Report (DEIR) is in development.

- **Southeast Community Center @ 1550 Evans Project** - Construction is 98% complete. Permanent power was received in April and the project is on track to achieve Substantial Completion by August 1. The WW-682R contract received Commission approval in May for additional budget contingencies of \$2.7M to complete construction.

For the WWE Renewal and Replacement (R&R) Program, there are twenty-nine (29) Collection System projects and eight (8) Treatment Facilities projects in construction.

This page is intentionally left blank.

Quarterly Report

Wastewater Enterprise Programs


TABLE OF CONTENTS

- I. Sewer System Improvement Program**
 - 1. Program Description
 - 2. Program Status
 - 3. Program Cost Summary
 - 4. Program Schedule Summary
 - 5. Budget and Schedule Trend Summary
 - 6. Project Performance Summary
 - 7. Project Status Report
 - 8. On-Going Construction Contracts
 - 9. Projects in Closeout
 - 10. Completed Projects


- II. WVE Facilities and Infrastructure Program**
 - 1. Program Description
 - 2. Program Status
 - 3. Program Cost Summary
 - 4. Program Schedule Summary
 - 5. Budget and Schedule Trend Summary
 - 6. Project Performance Summary
 - 7. Project Status Report
 - 8. On-Going Construction Contracts
 - 9. Projects in Closeout
 - 10. Completed Projects

- III. WVE Renewal and Replacement Program**
 - 1. Program Description
 - 2. Program Status
 - 3. Program Cost Summary
 - 4. Program Schedule Summary
 - 5. Project Performance Summary
 - 6. Project Status Report
 - 7. On-Going Construction Contracts
 - 8. Projects in Closeout
 - 9. Completed Projects


- IV. APPENDICES**
 - 1. Project Description
 - 2. Project Level Approved Schedule
 - 3. List of Acronyms




This page is intentionally left blank.



I. Sewer System Improvement Program



This page is intentionally left blank.



1. PROGRAM DESCRIPTION

The responsibilities of the San Francisco Public Utilities Commission (SFPUC)'s Wastewater Enterprise (WWE) are to manage, operate, and maintain San Francisco's wastewater collection and treatment system. San Francisco's sewer system collects, conveys, and treats both dry and wet weather (urban stormwater) flows.

The Sewer System Improvement Program (SSIP) is the SFPUC's wastewater capital improvement program which includes multiple projects to improve the existing system. The SSIP is the culmination of several years of wastewater system planning efforts, public meetings, and SFPUC Commission workshops, to develop proposed improvements to address the following challenges:

1. Aging infrastructure and the poor condition of existing facilities.
2. Seismic deficiencies and lack of structural integrity.
3. Limited operating flexibility and lack of redundancy.
4. Compliance with operational permits at all times.
5. Managing stormwater in San Francisco's eight urban watersheds.
6. Optimizing system performance and efficiency.
7. Protecting public health, the environment, and conservation goals to safeguard our natural and human environments, and
8. Compliance with the Commission's Environmental Justice and Community Benefits Policy.

The purpose of the SSIP is to upgrade the existing wastewater system so it can meet the challenges of today and the future. The implementation of the SSIP projects and their associated expenditures will be phased over twenty (20) years in an effort to maintain ratepayer affordability and minimize impacts to our communities throughout the City.

In February 2011 the SFPUC Commission directed staff to proceed with the procurement of a program management consultant to assist City

staff with the implementation of the SSIP. The AECOM-Parsons Joint Venture was selected and the Program Management Consultant (PMC) team began work on September 6, 2011. The first major task for the PMC was to develop a recommended Program, collectively known as Program Validation. This effort was completed by the PMC and City staff recommending the scope, schedule, and budget of the SSIP treatment and collection system projects, as well as revisions to the SSIP Goals and Levels of Service (LOS). On August 28, 2012, after a series of three public SSIP workshops, the SFPUC Commission officially endorsed the proposed projects in the \$6.933 billion 20-year SSIP and the associated Goals and Level of Service and also authorized staff to proceed with planning and development of projects within Phase 1 of the SSIP, representing \$2.7 billion.

Subsequently in October 2015 the PMC was assigned to work on refining program scope, budget and schedule based on newly available information and various constraints and challenges. The effort included project re-prioritization, scope refinement, budget re-alignment and schedule re-alignment. The refinement was completed in January 2016 and presented to the SFPUC Commission on March 22, 2016. The refined program scope and budget for \$6.976 billion along with the Goals and LOS for all three phases of the SSIP was endorsed by the Commission along with the baseline for scope, schedule and budget for Phase 1 projects totaling \$2.910 billion. The revised program is referred to as the "2016 SSIP Baseline".

The endorsed Goals are stated below:

- Provide a compliant, reliable, resilient, and flexible system that can respond to catastrophic events;
- Integrate green and grey infrastructure to manage stormwater and minimize flooding;
- Provide benefits to impacted communities;
- Modify the system to adapt to climate change;
- Achieve economic and environmental sustainability; and

- Maintain ratepayer affordability.

Wastewater System Overview:

The San Francisco wastewater collection and treatment system has been developed over the past two centuries. San Francisco's sewer system dates back to the 1800's when the first sewers were constructed which, at the time, discharged directly into the San Francisco Bay and the Pacific Ocean. The City's major treatment facilities were constructed over several years as part of major capital improvement programs. The existing treatment facilities were built as follows: North Point Facility, 1951; Southeast Plant, 1952; and Oceanside Plant, 1993. The Southeast Plant was enlarged and upgraded to secondary treatment in 1982, and again expanded to treat peak wet-weather flows in 1996.

The Collection System is a network of sewers that collect and transport both sanitary flows and stormwater runoff. The system is designed to take advantage of the City's natural topography wherever possible to maximize the benefits of gravity flow for the collection, transport, treatment, and discharge of wastewater and stormwater. Ninety-two percent of San Francisco is served by a combined sanitary and stormwater system that consists of 24,800 manholes, 25,000 catch basins, 27 pump stations, and approximately 1,000 miles of sewers ranging from 8-inch diameter pipes to large transport structures measuring up to 45 feet deep by 25 feet wide. Flows are conveyed from the collection system through the transport/storage boxes, to two centralized all-weather treatment plants, located in the southeast and southwest sections of the City respectively, the Southeast Water Pollution Control Plant (SEP) and the Oceanside Water Pollution Control Plant (OSP). During wet weather additional flows are conveyed to our wet-weather facility, located in the northeast section of the City, the North Point Wet-Weather Facility (NPF). The collection system storage capacity is over 200 million gallons, comprised of predominantly grey infrastructure at this time. Existing collection system components include:

- Large Sewers*, Tunnels and Odor Control
- Pump Stations and Force Mains
- Transport/Storage Boxes, and
- Combined Sewer Discharge (CSD) Structures

* Large sewers are sewers greater than 36-inches in diameter (or equivalent size).

The broad components of the wastewater treatment plant facilities include:

- Liquid treatment processes;
- Solids treatment processes; and,
- Deepwater outfalls, located in the San Francisco Bay and Pacific Ocean.

Operating a combined system, WWE treats both sanitary sewage and urban stormwater - commonly referred to as wastewater. The maximum daily treatment capacity of the existing system is 575 million gallons. On an annual basis the system treats approximately 40 billion gallons.

Program Evolution:

Due to the size of the SSIP, a phased approach was initially developed to simplify the implementation of projects. This was done to manage rate impacts, consider construction sequencing impacts and maintain existing operations and permit compliance. Each of the projects in the SSIP contributes to the wastewater system meeting the Commission-endorsed goals and levels of service. Phase 1 projects focused on ensuring regulatory compliance, enhancing process reliability and redundancy, improving plant odor control, and replacing the antiquated biosolids and headworks facilities with state-of-the-art technology. As such, Phase 1 focused on treatment plant improvements.

Since Commission approval of the 2018 SSIP Baseline, considerable thought was put into how the program has evolved since inception in 2010 and how it should move forward. A capital program spanning several decades like the SSIP must continually adapt to ever-evolving priorities and changing market conditions to be sustainable. In previous SSIP baseline efforts, long term forecasting was used to plan the three overlapping phases of investments to deliver the

program while achieving financial affordability goals. However, lessons learned have taught us that the confidence and accuracy of these forecasts diminish over a long duration. Thus, on December 22, 2020, the Commission approved the 2020 SSIP Baseline, where a selection of high priority projects identified initially in Phases 2 and 3 were initiated. The SFPUC is transitioning away from the original intent of three distinct SSIP phases and instead implementing capital improvement projects as part of a rolling Ten-Year capital plan. New projects will be initiated based on priority and timeline through the SFPUC's biennial budget process.

SSIP Phase 1 Revised Baseline:

As reflected in Table 1.1, the SSIP Phase 1 Baseline Budget and Schedule were revised in 2018 and 2020, and these revisions were approved by the San Francisco Public Utilities Commission on April 24, 2018 and December 2020, respectively. The 2020 Approved Budget for SSIP Phase 1 is \$3,655 million, which is about \$677 million higher than the 2018 Baseline Budget. The 2020 Approved Program Completion is August 2027, which is 39 months later than the 2018 Baseline Program Completion.

Refer to Appendix 1 for scope description of all projects in Phase 1.

Table 1.1 SSIP Phase I Program Revision

Program Revision	Commission Approval	Budget (\$Million)	Schedule*
2016 (Baseline)	March 22, 2016	\$2,910.4	10/30/26
2018 (Revised)	April 24, 2018	\$2,978.7	05/01/25
2020 (Latest Approved)	December 22, 2020	\$3,655.3	08/31/27

* Final Program Completion Date

Table 1.2 Other SSIP Projects

Program Revision	Commission Approval	Budget (\$Million)	Schedule*
2018 (Baseline)	December 11, 2018	\$430.5	06/30/28
2020 (Latest Approved)	December 22, 2020	\$1,197.3	12/26/29

* Final Program Completion Date

I. SSIP Quarterly Report

2. PROGRAM STATUS

Figure 2.1 shows the total Current Approved Budget for the SSIP Phase 1 projects remaining in each phase of the program as of June 30, 2022. The number of projects currently active in each phase is shown in parentheses.

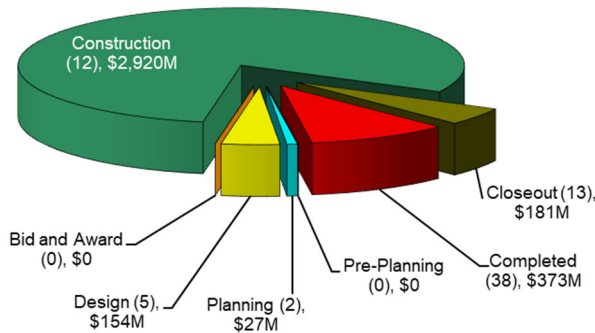


Figure 2.1 Total Current Approved Budget for SSIP Phase 1 Projects Active in Each Phase

Figure 2.2 shows the number of SSIP Phase 1 projects in the following stages of the program as of June 30, 2022: Pre-construction, Construction, and Post-construction.

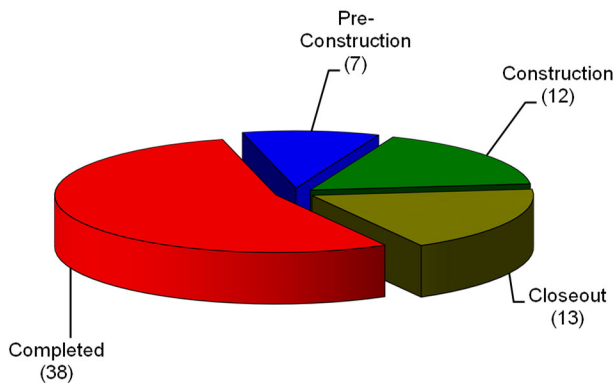


Figure 2.2 Number of SSIP Phase 1 Projects in Pre-Construction, Construction, and Post-Construction

Figure 2.3 summarizes the environmental review and permitting status of the SSIP Phase 1 projects as of June 30, 2022.

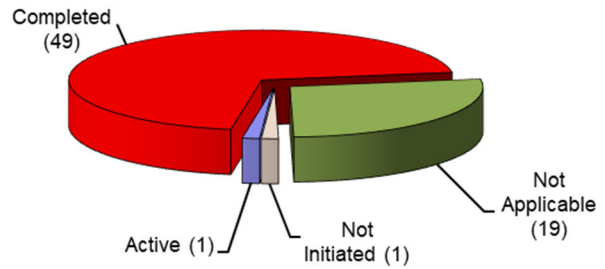


Figure 2.3 Program Environmental and Permitting Status of the SSIP Phase 1 Projects

Figure 2.4 shows the total Current Approved Budget for the Other SSIP projects remaining in each phase of the program as of June 30, 2022. The number of projects currently active in each phase is shown in parentheses.

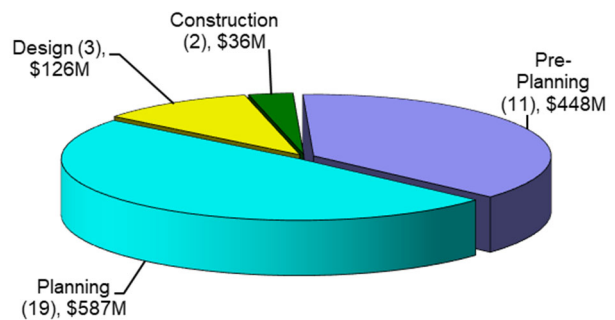


Figure 2.4 Total Current Approved Budget for Other SSIP Projects Active in Each Phase

Figure 2.5 shows the number of Other SSIP projects in the following stages of the program as of June 30, 2022: Pre-construction, Construction, and Post-construction.

Figure 2.6 summarizes the environmental review and permitting status of the Other SSIP projects as of June 30, 2022.

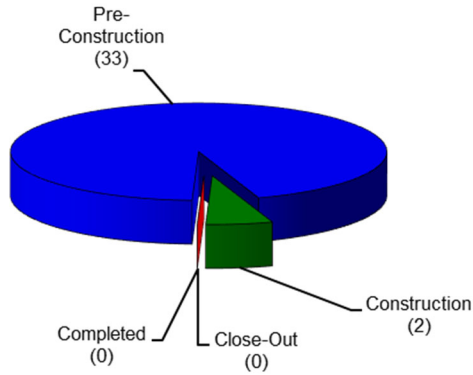


Figure 2.5 Number of Other SSIP Projects in Pre-construction, Construction, and Post-construction

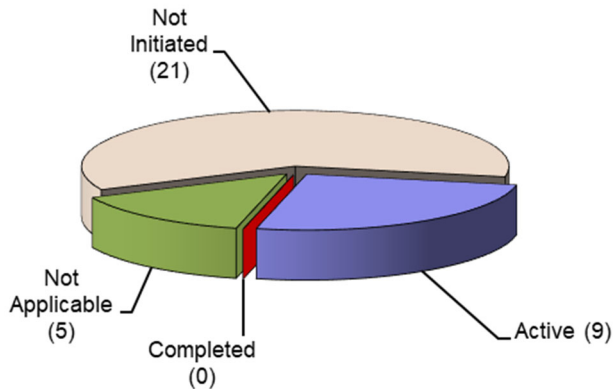


Figure 2.6 Program Environmental and Permitting Status of the Other SSIP Projects

KEY ACCOMPLISHMENTS

Programmatic

- Continued construction on the Southeast Area Major projects which include Biosolids Digester Facility Project (BDFP), Headworks and the Southeast Community Center
- Continued extensive remote work practices and ongoing review of construction activities including site-specific health and safety protocols in response to Shelter-in-Place Public Health Order
- Held Southeast Treatment Plant Construction tours for members of the Revenue Bond Oversight Committee and Southeast Community Facility Commission

In the News

Two (2) media mentions including stories on construction projects along Ocean Beach and coverage on infrastructure spending to address climate change and stormwater management.

Highlights of Conducted Outreach

Monthly citywide and District 10 focused email newsletters to 4,500+ recipients providing Project Updates and Community Resources

Southeast Construction Updates Email - bi-weekly email newsletters to 700+ recipients providing construction updates on projects underway in the area

April - SFPUC hosted multi-agency virtual community webinar to provide an update on current and planned construction projects along Ocean Beach highlighting the Westside Pump Station Reliability Project and impacts to traffic and accessibility on the westside

April - In-person noticing and site visits to coordinate construction impacts with local organizations, schools and businesses as part of the Wawona and Vicente Stormwater and Water Main Replacement Project

April - Met with key stakeholders located within the project area of Kansas & Marin Streets Sewer Improvements Project

April - Noticing for upcoming six weeks of heavy cement truck traffic on Saturdays in Bayview neighborhood

April - Announced the Biosolids Digester Facilities Project Institute of Sustainable Infrastructure Envision Platinum award

May - Southeast Treatment Plant Construction Tour for the Southeast Community Facility Commissioners and Revenue Bond Oversight Committee members Commissioners

May - Promoted completion of Force Main Rehabilitation at Embarcadero and Jackson Improvements Project

May - Celebrated and highlighted construction projects citywide as part of National Infrastructure Week May 16-20

I. SSIP Quarterly Report

May - In-person meetings and site visit with key stakeholders located within the project area of Kansas & Marin Streets Sewer Improvements Project

June - In-person noticing and site visits to coordinate construction impacts as part of the Various Locations Sewer Replacement Project

Upcoming Outreach Events

July - In-person noticing and site visits to coordinate construction impacts with local organizations, schools and businesses as part of the Wawona and Vicente Stormwater and Water Main Replacement Project

July - Noticing for start of construction on Various Location Sewer Upgrades

August – Southeast Treatment Plant Construction Tour for local community stakeholders

August - Promote completion of the Cargo Way Sewer Box Odor Reduction Project

September - In-person noticing and site visits to coordinate construction impacts as part of the Various Locations Sewer Replacement Project

September – Virtual Community Coffee Meeting and project update for stakeholders of the Southeast Treatment Plant construction

September - In-person tabling event to provide update to Merced Manor residents on Vicente Street as part of the Wawona and Vicente Stormwater and Water Main Replacement Project and possible future upgrades at Merced Manor Reservoir

3. PROGRAM COST SUMMARY

Table 3 provides an overall program-level cost summary of Sewer System Improvement (SSIP) projects grouped by Facilities. It shows the Expenditures to Date, Current Approved Budget, Q4/FY21-22 Forecasted Costs, Cost Variance between the Current Approved and Forecasted Cost, and Variance Over Reporting Period. The Current Approved Budget for SSIP is \$4,852.5 million and the Current Forecasted Cost is \$925.3 million over budget. The overall program negative Cost Variance can be attributed primarily to the Biosolids Digester Facilities Project and the SEP New Headworks Project, both of which have evolved in the last year under the Construction Management General Contractor delivery model (see project summary reports for more detail).

Table 3. Program-Level Cost Summary of SSIP

Subprograms	Expenditures to Date (\$ Million) (A)	Current Approved Budget (\$ Million) (B)	Q4/FY21-22 Forecasted Budget (\$ Million) (C)	Cost Variance (\$ Million) (D = B - C)	Cost Variance Over Reporting Period* (Million) (E)
Rolling WWE Capital Projects					
Treatment Plants	\$1,386.6	\$3,291.0	\$4,122.7	(\$831.8)	-
Biosolids Digester Facilities Project	\$672.8	\$1,680.7	\$2,372.6	(\$691.9)	-
SSIP Phase 1	\$672.8	\$1,680.7	\$2,372.6	(\$691.9)	-
Other SSIP	-	-	-	-	-
SEP New Headworks (Grit) Replacement	\$366.3	\$618.8	\$679.0	(\$60.2)	-
SSIP Phase 1	\$366.3	\$618.8	\$679.0	(\$60.2)	-
Other SSIP				-	-

Subprograms	Expenditures to Date (\$ Million) (A)	Current Approved Budget (\$ Million) (B)	Q4/FY21-22 Forecasted Budget (\$ Million) (C)	Cost Variance (\$ Million) (D = B - C)	Cost Variance Over Reporting Period* (Million) (E)
Southeast Plant (SEP) Improvements	\$226.9	\$443.1	\$499.6	(\$56.4)	-
SSIP Phase 1	\$224.9	\$339.5	\$335.7	\$3.8	-
Other SSIP	\$2.0	\$103.7	\$163.9	(\$60.2)	-
Oceanside Plant (OSP) Improvements	\$80.8	\$391.0	\$401.7	(\$10.6)	-
SSIP Phase 1	\$79.6	\$159.0	\$159.0	-	-
Other SSIP	\$1.1	\$232.1	\$242.7	(\$10.6)	-
North Point Facility (NPF) Improvements	\$39.9	\$157.3	\$169.9	(\$12.6)	-
SSIP Phase 1	\$39.7	\$73.2	\$73.2	-	-
Other SSIP	\$0.1	\$84.1	\$96.7	(\$12.6)	-
Collection System	\$357.2	\$1,296.6	\$1,375.0	(\$78.3)	\$0.1
Central Bayside System Improvement Project (CBSIP)	\$36.5	\$64.0	\$37.3	\$26.7	-
SSIP Phase 1	\$36.5	\$64.0	\$37.3	\$26.7	-
Other SSIP				-	-
Interceptors/Tunnels/Odor Control	\$32.9	\$60.0	\$60.6	(\$0.6)	-
SSIP Phase 1	\$32.9	\$60.0	\$60.6	(\$0.6)	-
Other SSIP				-	-
Interdepartmental Projects	\$67.5	\$193.2	\$209.2	(\$16.1)	-
SSIP Phase 1	\$53.7	\$96.63	\$94.6	\$2.0	-
Other SSIP	\$13.8	\$96.5	\$114.6	(\$18.1)	-
Pump Stations and Force Main Improvements	\$80.2	\$122.4	\$142.5	(\$20.1)	-
SSIP Phase 1	\$78.4	\$82.1	\$82.0	\$0.0	-
Other SSIP	\$1.8	\$40.3	\$60.5	(\$20.2)	-
CSD and Transport/Storage Structures	\$19.0	\$78.9	\$82.9	(\$4.1)	-
SSIP Phase 1	\$18.5	\$24.0	\$23.2	\$0.8	-
Other SSIP	\$0.5	\$54.9	\$59.8	(\$4.9)	-
Stormwater Management	\$92.5	\$188.9	\$232.1	(\$43.2)	\$0.1
SSIP Phase 1	\$89.6	\$142.2	\$148.1	(\$5.9)	\$0.1
Other SSIP	\$2.9	\$46.7	\$84.0	(\$37.3)	-
Flood Resilience Projects	\$28.5	\$589.3	\$610.2	(\$20.9)	-
SSIP Phase 1	\$25.0	\$50.2	\$50.7	(\$0.5)	-

I. SSIP Quarterly Report

Subprograms	Expenditures to Date (\$ Million) (A)	Current Approved Budget (\$ Million) (B)	Q4/FY21-22 Forecasted Budget (\$ Million) (C)	Cost Variance (\$ Million) (D = B - C)	Cost Variance Over Reporting Period* (Million) (E)
Other SSIP	\$3.5	\$539.0	\$559.5	(\$20.4)	-
Land Reuse Projects	\$85.1	\$89.9	\$85.1	\$4.8	-
SSIP Phase 1	\$85.1	\$89.9	\$85.1	\$4.8	-
Other SSIP				-	-
Program Management (PM)	\$145.8	\$175.0	\$195.0	(\$20.0)	-
SSIP Phase 1	\$145.8	\$175.0	\$195.0	(\$20.0)	-
Other SSIP				-	-
Overall Program Total	\$1,974.8	\$4,852.5	\$5,777.8	(\$925.3)	\$0.1
SSIP Phase 1 Subtotal	\$1,949.0	\$3,655.3	\$4,396.2	(\$741.0)	\$0.1
Other SSIP Subtotal	\$25.8	\$1,197.3	\$1,381.6	(\$184.3)	-

* Negative number is reflecting cost increases since last quarter, and positive number is reflecting cost reduction since last quarter.

4. PROGRAM SCHEDULE SUMMARY

Figure 4 and Table 4 compare the 2016 Baseline, Current Approved, and Current Forecasted Schedules for the SSIP.

Overall completion schedule for the revised SSIP Phase 1 and Other SSIP were approved by the SFPUC Commission in December 2020. The approved schedule completion for the overall SSIP Phase 1 and Other SSIP are in August 2027 and December 2029, respectively. The current projects forecasted completion of the SSIP Phase 1 and Other SSIP are in June 2032 and January 2038, respectively.

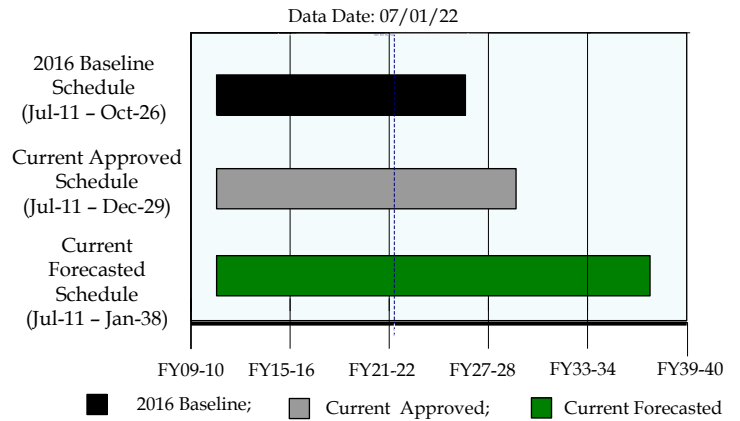


Figure 4 SSIP Schedule Summary

Table 4. Current Approved vs. Current Forecast Schedule Dates

Programs	2016 Approved Project Start	Current Approved Project Start	Actual Start	2016 Approved Completion	Current Approved Completion	Current Forecast Completion	Schedule Variance (Months)
SSIP Phase 1	07/01/11	07/01/11	07/01/11✓	10/30/26	08/31/27	06/30/32	58.0(Late)
Other SSIP	-	07/01/18	03/03/18✓	-	12/26/29	01/07/38	96.5(Late)
Overall SSIP	07/01/11	07/01/11	07/01/11✓	10/30/26	12/26/29	01/07/38	96.5(Late)

5. BUDGET AND SCHEDULE TREND SUMMARY

Starting with the Q1 FY21-22 Quarterly Report, a revised report format includes a new Table 5, titled Budget and Schedule Trend Summary. This Table 5 contains all approved SSIP projects that are active and in any of the planning, design, bid and award, or construction phases of the project. The table excludes all Program Management projects, as well as any projects that are either Not-Initiated, On-Hold, in Closeout or Completed.

During this Quarter (Q4 FY21-22), the following major milestone were achieved, and the project cost and schedule forecasts were updated based on the updated milestone cost estimates accordingly for the following SSIP projects:

1. Initiated Pump Station Security Upgrades (Cesar Chavez, GFS, CHS, MMS)
2. Primary Treatment (SEP 040/041) H&S Improvements completed the Conceptual Engineering Report (CER).
3. Large Sewer Condition Assessment and Improvements Subproject A completed 95% design.

Table 5. Budget and Schedule Trend Summary

All Costs are shown in million.

Project Name	Previous Program Group Title	Most Recent CIP Approved Budget		Project Initiation		CER		35% Design		95% Design		Awarded Construction ¹		Current Status	
		Approved Budget	Approved Completion	Forecasted Cost	Forecasted Completion	Forecasted Cost	Forecasted Completion	Forecasted Cost	Forecasted Completion	Forecasted Cost	Forecasted Completion	Forecasted Cost	Forecasted Completion	Forecasted Cost	Forecasted Completion
		a	b	c	d	e	f	g	h	i	j	k	l	m	n
Rolling WWE Capital Projects															
Treatment Facilities															
Biosolids Digester Facilities Project															
10015796 SEP Biosolids Digester Facilities Project (BDFP) ² Scope I - EOP 1A, 1C, 1B, 2B Scope II - Remainder of SOW	SSIP Phase 1	FY21-30		12/31/14		01/29/16		11/30/16		12/06/18 (Scope I) & 01/14/19 (Scope II)		08/26/19 (Scope I) & 07/01/20 (Scope II)		Q4 - FY21-22	
		\$1,680.7	08/31/27	\$1,750.0	08/31/23	\$1,276.4	05/01/25	\$1,276.4	05/01/25	\$1,315.3	05/01/26	\$1,680.7	07/06/28	\$2,372.6	05/11/29
New Headworks (Grit) Replacement															
10015807 SEP New Headworks (Grit) Replacement ² Scope I - Site Preparation Scope II - Bruce Flynn Pump Station Scope III - New Headworks	SSIP Phase 1	FY21-30		03/01/13		01/29/16		06/23/16 (Scope I), 10/17/16 (Scope II) & 06/23/16 (Scope III)		05/23/17 (Scope I), 09/26/17 (Scope II) & 05/31/18 (Scope III)		11/15/17 (Scope I), 12/17/18 (Scope II) & 07/23/19 (Scope III)		Q4 - FY21-22	
		\$618.8	09/30/24	\$183.0	03/31/20	\$359.0	12/29/23	\$359.0	12/29/23	\$718.0	09/30/24	\$718.8	09/30/24	\$679.0	09/30/24
Southeast Plant (SEP) Improvements															
10015809 SEP Facility-wide Distributed Control System Upgrade ³	SSIP Phase 1	FY21-30		09/03/13		11/01/17		Ongoing		Not Started		12/13/16 ⁴		Q4 - FY21-22	
		\$63.0	08/31/27	\$63.0	02/26/21	\$63.0	08/31/23	\$63.0	08/31/27	N/A	N/A	\$63.0	08/31/23	\$63.0	12/30/27
10015810 Seismic Reliability and Condition Assessment Improvements	SSIP Phase 1	FY21-30		09/03/13		04/19/16		04/01/15		08/05/15		06/25/19		Q4 - FY21-22	
		\$44.2	09/09/22	\$58.1	12/31/19	\$58.1	12/31/19	\$58.1	12/31/19	\$58.1	12/31/19	\$53.2	06/30/22	\$44.2	09/09/22
10002284 SEP Power Feed and Primary Switchgear Upgrades	SSIP Phase 1	FY21-30		06/23/14		04/15/16		07/29/16		09/29/17		09/08/20		Q4 - FY21-22	
		\$95.9	06/18/24	\$69.8	07/31/20	\$69.8	07/31/20	\$69.8	11/19/20	\$84.3	06/30/22	\$95.9	06/18/24	\$95.9	08/21/24
10037353 SEP 550 Booster PS Condition Inspection & Interim	Other SSIP	FY21-30		01/12/21		08/31/22		01/18/23		10/20/23		08/30/24		Q4 - FY21-22	
		\$9.9	06/30/26	\$9.9	06/30/26	TBD	TBD	TBD	TBD	TBD	TBD	TBD	TBD	\$20.3	02/24/27
10038373 SEP, Booster PS, & BFS Security Enhancements	Other SSIP	FY21-30		01/18/22		10/12/22		03/13/23		10/27/23		11/06/24		Q4 - FY21-22	
		\$14.3	10/02/25	\$35.8	12/10/26	TBD	TBD	TBD	TBD	TBD	TBD	TBD	TBD	\$35.8	12/10/26
10037330 Primary Treatment (SEP 040/041) H&S Improvements	Other SSIP	FY21-30		01/04/21		04/15/22		08/31/22		06/03/23		12/14/23		Q4 - FY21-22	
		\$27.4	09/30/26	\$27.4	09/30/26	\$27.4	09/30/26	TBD	TBD	TBD	TBD	TBD	TBD	\$27.4	09/30/26

Footnotes:

1. This represents Forecasted project cost and project completion date at the time of award of construction contract, award of CM/GC scope, award of DB scope.
2. The project delivery method for this project is Construction Manager/General Contractor (CM/GC).
3. The project delivery method for this project is Progressive Design-Built (DB).
4. This represents the award of the overall progressive design build contract DB-126 which includes Preconstruction & Construction phases / The project Initiation Forecast Cost was based on funding availability.

Project Name	Previous Program Group Title	Most Recent CIP Approved Budget		Project Initiation		CER		35% Design		95% Design		Awarded Construction ¹		Current Status	
		Approved Budget	Approved Completion	Forecasted Cost	Forecasted Completion	Forecasted Cost	Forecasted Completion	Forecasted Cost	Forecasted Completion	Forecasted Cost	Forecasted Completion	Forecasted Cost	Forecasted Completion	Forecasted Cost	Forecasted Completion
		a	b	c	d	e	f	g	h	i	j	k	l	m	n
10037331 Maintenance Building (SEP 940) Interim Improvement	Other SSIP	FY21-30		01/12/21		11/14/22		05/22/23		06/03/24		04/24/25		Q4 - FY21-22	
		\$21.5	07/02/26	\$40.6	07/02/26	TBD	TBD	TBD	TBD	TBD	TBD	TBD	TBD	\$40.7	09/13/28
Oceanside Plant (OSP) Improvements															
10029736 Westside Pump Station Reliability Improvements (OP02)	SSIP Phase 1	FY21-30		06/13/13		02/04/16		08/02/16		08/18/17		02/09/21		Q4 - FY21-22	
		\$87.8	12/31/24	\$68.3	09/02/21	\$70.5	12/02/21	\$70.5	12/02/21	\$70.5	12/02/21	\$87.8	12/31/24	\$89.3	12/31/24
10029737 OSP Digester Gas Utilization Upgrade (OP03)	SSIP Phase 1	FY21-30		10/01/13		11/20/14		02/04/16		02/01/17		08/28/18		Q4 - FY21-22	
		\$54.4	09/14/22	\$48.2	06/15/20	\$48.2	06/15/20	\$39.7	06/15/20	\$39.7	06/15/20	\$45.9	07/29/21	\$55.6	03/29/24
10037733 Solids Thickening (OSP 011) Process Upgrade (OSP - 2)	Other SSIP	FY21-30		01/25/22		04/28/23		10/02/23		05/31/24		04/01/25		Q4 - FY21-22	
		\$20.2	09/03/26	\$20.2	03/26/27	TBD	TBD	TBD	TBD	TBD	TBD	TBD	TBD	\$20.2	01/12/28
10037734 OSP Plant-wide Ventilation (HVAC) Upgrades (OSP - 3)	Other SSIP	FY21-30		01/26/22		11/29/22		03/16/23		10/26/23		07/15/24		Q4 - FY21-22	
		\$7.4	09/03/26	\$7.4	03/29/27	TBD	TBD	TBD	TBD	TBD	TBD	TBD	TBD	\$7.4	05/04/27
10036398 OSP Condition Improvement Projects - Part 2 (OSP - 4)	Other SSIP	FY21-30		01/04/21		01/03/25		05/16/25		02/26/26		11/18/26		Q4 - FY21-22	
		\$105.1	07/06/29	\$105.1	07/06/29	TBD	TBD	TBD	TBD	TBD	TBD	TBD	TBD	\$105.1	07/06/29
10037735 Admin Bldg (OSP 930) Health & Safety Improvements (OSP - 7)	Other SSIP	FY21-30		02/01/22		09/29/22		01/05/23		07/28/23		02/20/24		Q4 - FY21-22	
		\$5.7	09/04/25	\$5.7	10/01/26	TBD	TBD	TBD	TBD	TBD	TBD	TBD	TBD	\$5.7	11/13/26
10037777 OSP & WSPS Security Enhancements	Other SSIP	FY21-30		08/02/21		12/30/22		04/10/23		10/23/23		08/21/24		Q4 - FY21-22	
		\$7.2	06/30/25	\$7.2	06/30/25	TBD	TBD	TBD	TBD	TBD	TBD	TBD	TBD	\$13.8	06/23/26
North Point Facility (NPF) Improvements															
10026822 North Shore Pump Station Wet Weather Improvements	SSIP Phase 1	FY21-30		08/15/13		05/29/15		06/30/17		12/07/18		01/26/21		Q4 - FY21-22	
		\$55.0	12/29/23	\$8.8	09/29/25	\$66.6	12/31/19	\$61.4	12/31/20	\$55.0	01/27/22	\$55.0	12/29/23	\$55.0	12/29/23
10037325 Admin Bldg (NPF 930) Evaluation & Interim H&S Improvements (NPF - 2)	Other SSIP	FY21-30		03/01/22		03/28/23		05/24/23		11/27/23		06/13/24		Q4 - FY21-22	
		\$7.9	02/03/26	\$7.9	02/03/26	TBD	TBD	TBD	TBD	TBD	TBD	TBD	TBD	\$7.9	07/23/26
10037904 NPF & NSS Security Enhancements	Other SSIP	FY21-30		01/18/22		10/11/22		03/13/23		10/27/23		11/06/24		Q4 - FY21-22	
		\$8.8	09/29/25	\$17.8	12/10/26	TBD	TBD	TBD	TBD	TBD	TBD	TBD	TBD	\$17.8	12/10/26
10038353 NPF DCS Upgrades (Construction)	Other SSIP	FY21-30		11/01/21		N/A		N/A		N/A		N/A		Q4 - FY21-22	
		\$11.0	09/02/27	\$11.0	09/02/27	N/A	N/A	N/A	N/A	N/A	N/A	N/A	N/A	\$11.0	12/30/27

Footnotes:

1. This represents Forecasted project cost and project completion date at the time of award of construction contract, award of CM/GC scope, award of DB scope.

Project Name	Previous Program Group Title	Most Recent CIP Approved Budget		Project Initiation		CER		35% Design		95% Design		Awarded Construction ¹		Current Status	
		Approved Budget	Approved Completion	Forecasted Cost	Forecasted Completion	Forecasted Cost	Forecasted Completion	Forecasted Cost	Forecasted Completion	Forecasted Cost	Forecasted Completion	Forecasted Cost	Forecasted Completion	Forecasted Cost	Forecasted Completion
		a	b	c	d	e	f	g	h	i	j	k	l	m	n
Collection System															
Interceptors/Tunnels and Odor Control															
10034718 Large Sewer Condition Assessment and Improvements ³	Other SSIP	FY21-30		08/01/19		(A) 03/22/21 (B) N/A (C) 10/30/20 (D) 09/30/20 (E) 04/30/21 (F) 06/30/21 (G) N/A (H) 01/31/22 (I) 10/11/22 (J) 09/30/22	(A) 09/10/21 (B) 01/24/20 (C) 06/01/21 (D) 02/17/21 (E) 10/04/21 (F) 12/01/21 (G) N/A (H) 08/12/22 (I) 03/24/23 (J) 02/16/23	(A) 04/19/22 (B) 09/30/20 (C) 02/24/22 (D) 02/25/22 (E) 02/14/22 (F) 07/07/22 (G) N/A (H) 01/17/23 (I) 09/22/23 (J) 08/17/23	(A) 10/11/22 (B) 05/11/21 (C) 11/22/22 (D) N/A (E) 08/23/22 (F) 11/22/22 (G) N/A (H) 08/22/23 (I) 04/09/24 (J) 04/15/24	Q4 - FY21-22					
(A) Channel FM Intertie (B) New Montgomery, Mission, Jessie, & Minna Streets (C) Panhandle & Inner Sunset (D) Tenderloin & Nob Hill (E) Chinatown & North Beach (F) Castro (G) South Van Ness Ave (H) East SOMA (I) Hayes Valley (J) West SOMA		\$96.5	12/07/26	\$47.0	12/07/26	TBD	TBD	TBD	TBD	TBD	TBD	TBD	TBD	\$114.6	12/07/26
10002652 Kansas and Marin Streets Sewer Improvements ²	SSIP Phase 1	FY21-30		06/10/13		09/14/18 - DBB TBD - DB		06/30/21 - DBB TBD - DB		TBD		TBD		Q4 - FY21-22	
		\$28.4	12/29/23	\$12.5	03/30/16	\$12.5	02/15/18	\$30.0	08/30/24	TBD	TBD	TBD	TBD	\$30.0	08/30/24
Interdepartmental Projects															
10033106 Geary BRT Sewer Improvements Phase 2	SSIP Phase 1	FY21-30		03/15/18		N/A		N/A		N/A		N/A		Q4 - FY21-22	
		\$2.0	12/29/23	\$2.0	03/30/20	N/A	N/A	N/A	N/A	N/A	N/A	N/A	N/A	\$2.0	06/30/23
10002664 Van Ness BRT Sewer Improvements	SSIP Phase 1	FY21-30		10/01/13		05/20/14		N/A		05/01/15		08/15/16		Q4 - FY21-22	
		\$25.0	12/30/21	\$12.3	01/16/18	\$14.0	03/30/17	N/A	N/A	\$14.0	04/19/17	\$15.0	06/04/20	\$25.0	06/30/23
10002667 Better Market Street Sewer Improvements - Phase 1	SSIP Phase 1	FY21-30		01/06/14		12/13/16		01/18/19 (Pilot Block)		01/10/20 (Pilot Block)		TBD - Contract 2		Q4 - FY21-22	
		\$15.0	09/30/24	\$0.5	01/04/19	\$32.4	01/23/24	\$9.8	03/31/22	\$15.0	09/30/24	TBD	TBD	\$15.0	10/31/28
10002776 Taraval Sewer Improvements	SSIP Phase 1	FY21-30		03/14/16		02/03/17		05/01/17		10/31/17		03/05/19 - Segment A 10/05/21 - Segment B		Q4 - FY21-22	
		\$34.7	12/29/23	\$20.4	10/19/20	\$20.4	10/19/20	N/A	10/19/20	\$20.4	10/19/20	\$34.5	07/31/25	\$34.5	07/31/25

Footnotes:

1. This represents Forecasted project cost and project completion date at the time of award of construction contract, award of CM/GC scope, award of DB scope.
2. The project delivery method for this project is Progressive Design-Built (DB).
3. The project Initiation Forecast Cost was based on funding availability.

Project Name	Previous Program Group Title	Most Recent CIP Approved Budget		Project Initiation		CER		35% Design		95% Design		Awarded Construction ¹		Current Status	
		Approved Budget	Approved Completion	Forecasted Cost	Forecasted Completion	Forecasted Cost	Forecasted Completion	Forecasted Cost	Forecasted Completion	Forecasted Cost	Forecasted Completion	Forecasted Cost	Forecasted Completion	Forecasted Cost	Forecasted Completion
		a	b	c	d	e	f	g	h	i	j	k	l	m	n
Pump Stations and Force Main Improvements															
10026828 Mariposa Dry-Weather Pump Station & Force Main Improvements ²	SSIP Phase 1	FY21-30		07/01/14		11/30/16		03/24/17		10/30/17		09/11/18		Q4 - FY21-22	
		\$31.9	12/30/22	\$0.3	12/31/14	\$28.2	01/21/21	\$28.2	01/21/21	\$28.2	01/21/21	\$31.9	06/21/21	\$31.9	12/30/22
10037251 Seacliff No. 1 PS & FM Upgrade	Other SSIP	FY21-30		12/07/20		09/15/22		01/04/23		08/01/23		05/08/24		Q4 - FY21-22	
		\$13.1	12/26/29	\$13.1	12/26/29	TBD	TBD	TBD	TBD	TBD	TBD	TBD	TBD	\$14.7	12/31/26
10037246 Seacliff No. 2 PS & FM Upgrade	Other SSIP	FY21-30		12/14/20		09/23/22		02/16/23		09/18/23		06/11/24		Q4 - FY21-22	
		\$16.8	09/21/29	\$16.8	12/21/29	TBD	TBD	TBD	TBD	TBD	TBD	TBD	TBD	\$19.3	01/31/28
10037303 Sunnydale PS Safety Improvements	Other SSIP	FY21-30		12/14/20		08/26/22		12/19/22		05/25/23		02/01/24		Q4 - FY21-22	
		\$5.0	05/29/26	\$5.0	05/29/26	TBD	TBD	TBD	TBD	TBD	TBD	TBD	TBD	\$15.5	05/29/26
10038469 Pump Station Security Upgrades (Cesar Chavez, GFS, CHS, MMS)	Other SSIP	FY21-30		06/01/22		02/28/23		07/25/23		03/18/24		01/14/25		Q4 - FY21-22	
		\$4.4	09/30/25	\$9.1	05/03/27	TBD	TBD	TBD	TBD	TBD	TBD	TBD	TBD	\$9.1	05/03/27
10038446 Geary Underpass PS Safe Access Enhancements	Other SSIP	FY21-30		01/10/22		09/30/22		04/18/23		09/11/23		05/28/24		Q4 - FY21-22	
		\$1.1	07/21/27	\$1.9	05/29/26	TBD	TBD	TBD	TBD	TBD	TBD	TBD	TBD	\$1.9	05/29/26
CSDs and Transport/Storage Structures															
10037245 Brannan (019) CSD Gate & Baffle Rehab	Other SSIP	FY21-30		12/07/20		08/03/22		04/13/23		09/29/23		06/04/24		Q4 - FY21-22	
		\$6.9	08/18/25	\$6.9	08/18/25	TBD	TBD	TBD	TBD	TBD	TBD	TBD	TBD	\$7.9	05/01/26
10037244 Baker (009) Baffle Improvements	Other SSIP	FY21-30		12/07/20		01/21/22		04/22/22		09/30/22		03/14/23		Q4 - FY21-22	
		\$2.3	03/26/24	\$2.3	03/26/24	\$2.9	08/30/24	\$2.9	08/30/24	TBD	TBD	TBD	TBD	\$2.9	08/30/24
10038468 System-wide CSD & T/S Monitoring Equipment Assessment	Other SSIP	FY21-30		01/18/22		N/A		09/28/23		04/01/24		11/14/24		Q4 - FY21-22	
		\$9.3	09/03/26	\$9.3	02/01/27	TBD	TBD	TBD	TBD	TBD	TBD	TBD	TBD	\$9.3	02/01/27
10038547 CSD Structure Rehab & Upgrades - P1 (A) Laguna & Howard Streets CSDs (B) Mission Bay CSD (C) TBD #1 (D) TBD #2	Other SSIP	FY21-30		01/03/22		(A) 12/30/22 (B) 06/30/23 (C) 06/28/24 (D) 06/30/25		(A) 03/31/23 (B) 10/02/23 (C) 09/30/24 (D) 10/01/25		(A) 10/03/23 (B) 04/03/24 (C) 04/02/25 (D) 04/03/26		(A) 06/03/24 (B) 11/12/24 (C) 11/10/25 (D) 11/10/26		Q4 - FY21-22	
		\$36.4	09/20/28	\$39.7	01/31/29	TBD	TBD	TBD	TBD	TBD	TBD	TBD	TBD	\$39.7	01/31/29

Footnotes:

1. This represents Forecasted project cost and project completion date at the time of award of construction contract, award of CM/GC scope, award of DB scope.
2. The project delivery method for this project is Progressive Design-Built (DB).

Project Name	Previous Program Group Title	Most Recent CIP Approved Budget		Project Initiation		CER		35% Design		95% Design		Awarded Construction ¹		Current Status	
		Approved Budget	Approved Completion	Forecasted Cost	Forecasted Completion	Forecasted Cost	Forecasted Completion	Forecasted Cost	Forecasted Completion	Forecasted Cost	Forecasted Completion	Forecasted Cost	Forecasted Completion	Forecasted Cost	Forecasted Completion
		a	b	c	d	e	f	g	h	i	j	k	l	m	n
Early Implementation Projects															
10026810 Yosemite Green Infrastructure	SSIP Phase 1	FY21-30		12/03/12		01/11/21		TBD		TBD		TBD		Q4 - FY21-22	
		\$17.1	06/30/26	\$13.5	08/30/19	\$17.1	06/30/26	TBD	TBD	TBD	TBD	TBD	TBD	\$20.8	10/29/27
Watershed Stormwater Management															
10026816 Wawona Area Stormwater Improvement Project	SSIP Phase 1	FY21-30		07/01/16		09/15/17		09/30/19		04/20/20		10/30/20		Q4 - FY21-22	
		\$45.0	07/08/24	\$22.7	04/07/20	\$22.7	04/07/20	\$39.0	12/30/22	\$44.5	01/16/24	\$38.9	07/08/24	\$38.9	12/02/24
10029726 Watershed Stormwater Management (Planning Only)	SSIP Phase 1	FY21-30		07/11/16		N/A		N/A		N/A		N/A		Q4 - FY21-22	
		\$9.0	06/30/22	\$9.0	07/12/19	N/A	N/A	N/A	N/A	N/A	N/A	N/A	N/A	\$19.0	06/30/32
10034553 Green Infrastructure Grant Program (GIGP)	Other SSIP	FY21-30		07/01/18		N/A		N/A		N/A		(1) 06/11/19; (2) 10/09/19; (3) 01/28/20; (4) 05/12/20; (5) 04/28/20; (6) 01/13/20; (7) 10/22/20; (8) 10/22/20; (9) 11/10/20		Q4 - FY21-22	
		\$25.0	06/30/29	\$25.0	06/30/28	N/A	N/A	N/A	N/A	N/A	N/A	\$25.0	06/30/29	\$61.3	06/30/33
Advanced Rainfall and Operation Decision System															
10029730 Operational Decision System Phase 2	SSIP Phase 1	FY21-30		06/01/15		N/A		N/A		N/A		02/22/18		Q4 - FY21-22	
		\$6.7	09/30/25	\$7.8	06/26/20	N/A	N/A	N/A	N/A	N/A	N/A	\$8.7	06/26/20	\$6.7	09/30/25
Flood Resilience Projects															
10034360 Lower Alemany Area Stormwater Improvement Project	Other SSIP	FY21-30		01/02/19		12/30/22		TBD		TBD		01/08/25		Q4 - FY21-22	
		\$286.5	03/13/28	\$286.5	03/13/28	TBD	TBD	TBD	TBD	TBD	TBD	TBD	TBD	\$299.6	09/06/28
10026818 Folsom Area Stormwater Improvement Project (A) Initial Upstream (B) Tunnel (C) Box Sewer (D) Large Pipe Upstream	SSIP Phase 1	FY21-30		07/01/16		03/16/18		(A) 03/31/20 (B) 03/31/20		(A) 07/01/22 (B) 12/05/22 (C) 01/13/23 (D) 04/19/23		N/A		Q4 - FY21-22	
		\$38.0	01/31/23	\$36.3	11/01/19	\$38.4	06/01/20	\$38.4	08/31/21	TBD	TBD	N/A	N/A	\$38.4	12/27/23

Footnotes:

1. This represents Forecasted project cost and project completion date at the time of award of construction contract, award of CM/GC scope, award of DB scope.

6. PROJECT PERFORMANCE SUMMARY*

All costs are shown in \$1,000s as of 07/01/22

Project Name	Previous Program Group Title	Active Phase (**) (a)	‡ CIP Approved Budget (b)	‡ Current Approved Budget (c)	Current Forecasted Cost (d)	Expenditures To Date (e)	Cost Variance (f = c - d)	% Cost Changes (g = f/c) (+++)	‡ CIP Approved Completion (h)	‡ Current Approved Completion (i)	Current Forecasted Completion (j)	Schedule Variance (k = i - j)
Treatment Facilities												
Biosolids Digester Facilities Project												
10015796 - SEP Biosolids Digester Facilities Project	SSIP Phase 1	CN	\$ 1,680,693	\$ 1,680,693	\$ 2,372,615	\$ 672,758	(\$691,922)	-41%	08/31/27	08/31/27	05/11/29	(619)
New Headworks (Grit) Replacement												
10015807 - SEP New Headworks (Grit) Replacement	SSIP Phase 1	CN	\$ 618,835	\$ 618,835	\$ 679,025	\$ 366,299	(\$60,190)	-10%	09/30/24	09/30/24	09/30/24	-
Southeast Plant (SEP) Improvements												
10015809 - SEP Facility-wide Distributed Control System Upgrade	SSIP Phase 1	DS	\$ 62,988	\$ 62,988	\$ 62,988	\$ 15,613	-	0%	08/31/27	08/31/27	12/30/27	(121)
10015810 - SEP Seismic Reliability and Condition Assessment Improvements	SSIP Phase 1	CN	\$ 44,152	\$ 44,152	\$ 44,152	\$ 33,167	-	0%	09/09/22	09/09/22	09/09/22	-
10002284 - SEP Power Feed and Primary Switchgear Upgrades	SSIP Phase 1	CN	\$ 95,875	\$ 95,875	\$ 95,875	\$ 43,664	-	0%	06/18/24	06/18/24	08/21/24	(64)
10037353 - SEP 550 Booster PS Condition Inspection & Interim	Other SSIP	PL	\$ 9,893	\$ 9,893	\$ 20,298	\$ 265	(\$10,405)	-105%	06/30/26	06/30/26	02/24/27	(239)

* Exclude projects with completed construction and projects that are no longer active (i.e., deleted projects, closed projects, and projects combined with other projects)

**** Phase Status Legend**

PL	Planning	DS	Design
BA	Bid & Award	CN	Construction

Footnotes:

- (+) **CIP Approved Budget and Project Completion Date:** The budget and schedule approved as part of 10-year CIP for FY21-30.
- (++) **Current Approved Budget and Schedule:** The budget and schedule approved as part of 10-year CIP for FY21-30, plus any additional budget and schedule changes approved by the Commission as part of construction contract award.
- (+++)
Negative number is reflecting cost overrun (Schedule delay) and positive number is reflecting cost underrun (Ahead of Schedule). Projects with a forecasted cost overrun greater than 10%, or forecasted delay of greater than 6 months or 10%, will be highlighted in grey.

I. SSIP Quarterly Report

Q4-FY2021-2022 (04/01/22 - 06/30/22)

Project Name	Previous Program Group Title	Active Phase (**) (a)	‡ CIP Approved Budget (b)	‡ Current Approved Budget (c)	Current Forecasted Cost (d)	Expenditures To Date (e)	Cost Variance (f = c - d)	% Cost Changes (g = f / c) (+++)	‡ CIP Approved Completion (h)	‡ Current Approved Completion (i)	Current Forecasted Completion (j)	Schedule Variance (k = i - j)
Treatment Facilities												
10038373 - SEP, Booster PS, & BFS Security Enhancements	Other SSIP	PL	\$ 14,320	\$ 14,320	\$ 35,759	\$ 44	(\$21,439)	-150%	10/02/25	10/02/25	12/10/26	(434)
10037330 - Primary Treatment (SEP 040/041) H&S Improvements	Other SSIP	DS	\$ 27,382	\$ 27,382	\$ 27,382	\$ 1,341	-	0%	09/30/26	09/30/26	09/30/26	-
10037331 - Maintenance Building (SEP 940) Interim Improvement	Other SSIP	PL	\$ 21,577	\$ 21,577	\$ 40,652	\$ 345	(\$19,075)	-88%	07/02/26	07/02/26	11/03/28	(855)
Oceanside Plant (OSP) Improvements												
10029736 - Westside Pump Station Reliability Improvements	SSIP Phase 1	CN	\$ 87,800	\$ 87,800	\$ 89,300	\$ 29,354	(\$1,500)	-2%	12/31/24	12/31/24	12/31/24	-
10029737 - OSP Digester Gas Utilization Upgrade	SSIP Phase 1	CN	\$ 54,388	\$ 54,388	\$ 55,577	\$ 36,207	(\$1,189)	-2%	09/14/22	09/14/22	03/29/24	(562)
10037733 - Solids Thickening (OSP 011) Process Upgrade	Other SSIP	PL	\$ 20,222	\$ 20,222	\$ 20,222	\$ 47	-	0%	09/03/26	09/03/26	01/12/28	(496)
10037734 - OSP Plant-wide Ventilation (HVAC) Upgrades	Other SSIP	PL	\$ 7,354	\$ 7,354	\$ 7,354	\$ 34	-	0%	09/03/26	09/03/26	05/04/27	(243)
10036398 - OSP Condition Improvement Projects - Part 2	Other SSIP	PL	\$ 105,100	\$ 105,100	\$ 105,100	\$ 921	-	0%	07/06/29	07/06/29	07/06/29	-

* Exclude projects with completed construction and projects that are no longer active (i.e., deleted projects, closed projects, and projects combined with other projects)

**** Phase Status Legend**

PL	Planning	DS	Design
BA	Bid & Award	CN	Construction

Footnotes:

- (+) **CIP Approved Budget and Project Completion Date:** The budget and schedule approved as part of 10-year CIP for FY21-30.
- (++) **Current Approved Budget and Schedule:** The budget and schedule approved as part of 10-year CIP for FY21-30, plus any additional budget and schedule changes approved by the Commission as part of construction contract award.
- (+++)
Negative number is reflecting cost overrun (Schedule delay) and positive number is reflecting cost underrun (Ahead of Schedule). Projects with a forecasted cost overrun greater than 10%, or forecasted delay of greater than 6 months or 10%, will be highlighted in grey.

I. SSIP Quarterly Report

Q4-FY2021-2022 (04/01/22 - 06/30/22)

Project Name	Previous Program Group Title	Active Phase (**) (a)	‡ CIP Approved Budget (b)	‡ Current Approved Budget (c)	Current Forecasted Cost (d)	Expenditures To Date (e)	Cost Variance (f = c - d)	% Cost Changes (g = f / c) (+++)	‡ CIP Approved Completion (h)	‡ Current Approved Completion (i)	Current Forecasted Completion (j)	Schedule Variance (k = i - j)
Treatment Facilities												
10037735 - Admin Bldg (OSP 930) Health & Safety Improvements	Other SSIP	PL	\$ 5,709	\$ 5,709	\$ 5,709	\$ 59	-	0%	09/04/25	09/04/25	11/13/26	(435)
10037777 - OSP & WSPS Security Enhancements	Other SSIP	PL	\$ 7,160	\$ 7,160	\$ 13,776	\$ 72	(\$6,616)	-92%	06/30/25	06/30/25	06/23/26	(358)
North Point Facility (NPF) Improvements												
10026822 - North Shore Pump Station Wet Weather Improvements	SSIP Phase 1	CN	\$ 55,000	\$ 55,000	\$ 55,000	\$ 21,564	-	0%	12/29/23	12/29/23	12/29/23	-
10037325 - Admin Bldg (NPF 930) Evaluation & Interim H&S Improvements	Other SSIP	PL	\$ 7,934	\$ 7,934	\$ 7,934	\$ 52	-	0%	03/31/25	03/31/25	07/23/26	(479)
10037904 - NPF & NSS Security Enhancements	Other SSIP	PL	\$ 8,805	\$ 8,805	\$ 17,849	\$ 20	(\$9,044)	-103%	09/29/25	09/29/25	12/10/26	(437)
10038353 - NPF DCS Upgrades (Construction)	Other SSIP	CN	\$ 11,073	\$ 11,073	\$ 11,073	\$ 61	-	0%	09/02/27	09/02/27	12/30/27	(119)

* Exclude projects with completed construction and projects that are no longer active (i.e., deleted projects, closed projects, and projects combined with other projects)

**** Phase Status Legend**

PL	Planning	DS	Design
BA	Bid & Award	CN	Construction

Footnotes:

- (+) **CIP Approved Budget and Project Completion Date:** The budget and schedule approved as part of 10-year CIP for FY21-30.
- (++) **Current Approved Budget and Schedule:** The budget and schedule approved as part of 10-year CIP for FY21-30, plus any additional budget and schedule changes approved by the Commission as part of construction contract award.
- (+++)
Negative number is reflecting cost overrun (Schedule delay) and positive number is reflecting cost underrun (Ahead of Schedule). Projects with a forecasted cost overrun greater than 10%, or forecasted delay of greater than 6 months or 10%, will be highlighted in grey.

I. SSIP Quarterly Report

Q4-FY2021-2022 (04/01/22 - 06/30/22)

Project Name	Previous Program Group Title	Active Phase (**) (a)	‡ CIP Approved Budget (b)	‡ Current Approved Budget (c)	Current Forecasted Cost (d)	Expenditures To Date (e)	Cost Variance (f = c - d)	% Cost Changes (g = f/c) (+++)	‡ CIP Approved Completion (h)	‡ Current Approved Completion (i)	Current Forecasted Completion (j)	Schedule Variance (k = i - j)
Collection System												
Interceptors/ Tunnels and Odor Control												
10034718 - Large Sewer Condition Assessment and Improvements	Other SSIP	DS	\$ 96,520	\$ 96,520	\$ 114,592	\$ 13,780	(\$18,072)	-19%	12/07/26	12/07/26	12/07/26	-
10002652 - Kansas and Marin Streets Sewer Improvements	SSIP Phase 1	DS	\$ 28,380	\$ 28,380	\$ 30,000	\$ 4,224	(\$1,620)	-6%	12/29/23	12/29/23	08/30/24	(245)
Interdepartmental Projects												
10033106 - Geary BRT Sewer Improvements Phase 2	SSIP Phase 1	DS	\$ 2,000	\$ 2,000	\$ 2,000	\$ 200	-	0%	12/29/23	12/29/23	06/30/23	182
10002664 - Van Ness BRT Sewer Improvements	SSIP Phase 1	CN	\$ 25,000	\$ 25,000	\$ 25,000	\$ 20,848	-	0%	12/30/21	12/30/21	06/30/23	(547)
10002667 - Better Market Street Sewer Improvements - Phase 1	SSIP Phase 1	DS	\$ 15,000	\$ 15,000	\$ 15,000	\$ 1,853	-	0%	09/30/24	09/30/24	10/31/28	(1,492)
10002776 - Taraval Sewer Improvements	SSIP Phase 1	CN	\$ 34,693	\$ 34,693	\$ 34,500	\$ 13,257	\$ 193	1%	12/29/23	12/29/23	07/31/25	(580)

* Exclude projects with completed construction and projects that are no longer active (i.e., deleted projects, closed projects, and projects combined with other projects)

**** Phase Status Legend**

PL	Planning	DS	Design
BA	Bid & Award	CN	Construction

Footnotes:

- (+) **CIP Approved Budget and Project Completion Date:** The budget and schedule approved as part of 10-year CIP for FY21-30.
- (++) **Current Approved Budget and Schedule:** The budget and schedule approved as part of 10-year CIP for FY21-30, plus any additional budget and schedule changes approved by the Commission as part of construction contract award.
- (+++)
Negative number is reflecting cost overrun (Schedule delay) and positive number is reflecting cost underrun (Ahead of Schedule). Projects with a forecasted cost overrun greater than 10%, or forecasted delay of greater than 6 months or 10%, will be highlighted in grey.

I. SSIP Quarterly Report

Q4-FY2021-2022 (04/01/22 - 06/30/22)

Project Name	Previous Program Group Title	Active Phase (**) (a)	‡ CIP Approved Budget (b)	‡ Current Approved Budget (c)	Current Forecasted Cost (d)	Expenditures To Date (e)	Cost Variance (f = c - d)	% Cost Changes (g = f/c) (+++)	‡ CIP Approved Completion (h)	‡ Current Approved Completion (i)	Current Forecasted Completion (j)	Schedule Variance (k = i - j)
Collection System												
Pump Stations and Forcemain Improvements												
10026828 - Mariposa Dry-Weather Pump Station & Force Main Improvements	SSIP Phase 1	CN	\$ 31,932	\$ 31,932	\$ 31,932	\$ 29,718	-	0%	12/30/22	12/30/22	12/30/22	-
10037251 - Seacliff No. 1 PS & FM Upgrade	Other SSIP	PL	\$ 13,062	\$ 13,062	\$ 14,682	\$ 683	(\$1,620)	-12%	12/26/29	12/26/29	12/31/26	1,091
10037246 - Seacliff No. 2 PS & FM Upgrade	Other SSIP	PL	\$ 16,836	\$ 16,836	\$ 19,315	\$ 598	(\$2,479)	-15%	09/21/29	09/21/29	01/31/28	599
10037303 - Sunnydale PS Safety Improvements	Other SSIP	PL	\$ 5,031	\$ 5,031	\$ 15,542	\$ 479	(\$10,510)	-209%	05/29/26	05/29/26	05/29/26	-
10038469 - Pump Station Security Upgrades (Cesar Chavez, GFS, CHS, MMS)	Other SSIP	PL	\$ 4,354	\$ 4,354	\$ 9,105	\$ 7	(\$4,751)	-109%	09/30/25	09/30/25	05/03/27	(580)
10038446 - Geary Underpass PS Safe Access Enhancements	Other SSIP	PL	\$ 1,064	\$ 1,064	\$ 1,854	\$ 16	(\$789)	-74%	07/21/27	07/21/27	05/29/26	418
CSD and Transport/Storage Structures												
10037245 - Brannan (019) CSD Gate & Baffle Rehab	Other SSIP	PL	\$ 6,935	\$ 6,935	\$ 7,949	\$ 235	(\$1,015)	-15%	08/18/25	08/18/25	05/01/26	(256)

* Exclude projects with completed construction and projects that are no longer active (i.e., deleted projects, closed projects, and projects combined with other projects)

**** Phase Status Legend**

PL	Planning	DS	Design
BA	Bid & Award	CN	Construction

Footnotes:

- (+) **CIP Approved Budget and Project Completion Date:** The budget and schedule approved as part of 10-year CIP for FY21-30.
- (++) **Current Approved Budget and Schedule:** The budget and schedule approved as part of 10-year CIP for FY21-30, plus any additional budget and schedule changes approved by the Commission as part of construction contract award.
- (+++)
Negative number is reflecting cost overrun (Schedule delay) and positive number is reflecting cost underrun (Ahead of Schedule). Projects with a forecasted cost overrun greater than 10%, or forecasted delay of greater than 6 months or 10%, will be highlighted in grey.

I. SSIP Quarterly Report

Q4-FY2021-2022 (04/01/22 - 06/30/22)

Project Name	Previous Program Group Title	Active Phase (**) (a)	‡ CIP Approved Budget (b)	‡ Current Approved Budget (c)	Current Forecasted Cost (d)	Expenditures To Date (e)	Cost Variance (f = c - d)	% Cost Changes (g = f/c) (+++)	‡ CIP Approved Completion (h)	‡ Current Approved Completion (i)	Current Forecasted Completion (j)	Schedule Variance (k = i - j)
Collection System												
10037244 - Baker (009) Baffle Improvements	Other SSIP	DS	\$ 2,258	\$ 2,258	\$ 2,861	\$ 293	(\$604)	-27%	03/26/24	03/26/24	08/30/24	(157)
10038468 - System-wide CSD & T/S Monitoring Equipment Assessment	Other SSIP	PL	\$ 9,289	\$ 9,289	\$ 9,289	\$ 18	-	0%	09/03/26	09/03/26	02/01/27	(151)
10038547 - CSD Structure Rehab & Upgrades - Part 1	Other SSIP	PL	\$ 36,381	\$ 36,381	\$ 39,653	\$ 31	(\$3,273)	-9%	09/20/28	09/20/28	01/31/29	(133)
Early Implementation Projects												
10026810 - Yosemite Green Infrastructure	SSIP Phase 1	PL	\$ 17,101	\$ 17,101	\$ 20,695	\$ 3,872	(\$3,594)	-21%	06/30/26	06/30/26	10/29/27	(486)
Watershed Stormwater Management												
10026816 - Wawona Area Stormwater Improvement Project	SSIP Phase 1	CN	\$ 45,000	\$ 45,000	\$ 38,900	\$ 16,216	\$ 6,100	14%	07/08/24	07/08/24	12/02/24	(147)
10029726 - Watershed Stormwater Management (Planning Only)	SSIP Phase 1	PL	\$ 9,000	\$ 9,000	\$ 19,000	\$ 6,264	(\$10,000)	-111%	06/30/22	06/30/22	06/30/32	(3,653)
10034553 - Green Infrastructure Grant Program (GIGP)	Other SSIP	CN	\$ 25,000	\$ 25,000	\$ 61,318	\$ 2,905	(\$36,318)	-145%	06/30/29	06/30/29	06/30/33	(1,461)

* Exclude projects with completed construction and projects that are no longer active (i.e., deleted projects, closed projects, and projects combined with other projects)

**** Phase Status Legend**

PL	Planning	DS	Design
BA	Bid & Award	CN	Construction

Footnotes:

- (+) **CIP Approved Budget and Project Completion Date:** The budget and schedule approved as part of 10-year CIP for FY21-30.
- (++) **Current Approved Budget and Schedule:** The budget and schedule approved as part of 10-year CIP for FY21-30, plus any additional budget and schedule changes approved by the Commission as part of construction contract award.
- (+++)
Negative number is reflecting cost overrun (Schedule delay) and positive number is reflecting cost underrun (Ahead of Schedule). Projects with a forecasted cost overrun greater than 10%, or forecasted delay of greater than 6 months or 10%, will be highlighted in grey.

I. SSIP Quarterly Report

Q4-FY2021-2022 (04/01/22 - 06/30/22)

Project Name	Previous Program Group Title	Active Phase (**) (a)	‡ CIP Approved Budget (b)	‡ Current Approved Budget (c)	Current Forecasted Cost (d)	Expenditures To Date (e)	Cost Variance (f = c - d)	% Cost Changes (g = f/c) (+++)	‡ CIP Approved Completion (h)	‡ Current Approved Completion (i)	Current Forecasted Completion (j)	Schedule Variance (k = i - j)
Collection System												
Advanced Rainfall and Operation Decision System												
10029730 - Operational Decision System Phase 2	SSIP Phase 1	CN	\$ 6,721	\$ 6,721	\$ 6,721	\$ 3,776	-	0%	09/30/25	09/30/25	09/30/25	-
Flood Resilience Projects												
10034360 - Lower Alemany Area Stormwater Improvement Project	Other SSIP	PL	\$ 286,460	\$ 286,460	\$ 299,555	\$ 3,494	(\$13,095)	-5%	03/13/28	03/13/28	09/06/28	(177)
10026818 - Folsom Area Stormwater Improvement Project	SSIP Phase 1	DS	\$ 38,000	\$ 38,000	\$ 38,411	\$ 12,757	(\$411)	-1%	01/31/23	01/31/23	12/27/23	(330)

* Exclude projects with completed construction and projects that are no longer active (i.e., deleted projects, closed projects, and projects combined with other projects)

**** Phase Status Legend**

PL	Planning	DS	Design
BA	Bid & Award	CN	Construction

Footnotes:

- (+) **CIP Approved Budget and Project Completion Date:** The budget and schedule approved as part of 10-year CIP for FY21-30.
- (++) **Current Approved Budget and Schedule:** The budget and schedule approved as part of 10-year CIP for FY21-30, plus any additional budget and schedule changes approved by the Commission as part of construction contract award.
- (+++)
Negative number is reflecting cost overrun (Schedule delay) and positive number is reflecting cost underrun (Ahead of Schedule). Projects with a forecasted cost overrun greater than 10%, or forecasted delay of greater than 6 months or 10%, will be highlighted in grey.







7. PROJECT STATUS REPORT

10015796 - SEP Biosolids Digester Facilities Project

Description: Planning, engineering, and construction of the new solids processing facilities will include solids pretreatment; the thermal hydrolysis process (THP); anaerobic digestion; biosolids dewatering; biosolids product storage and loadout; biogas utilization; odor control; automated control systems; chemical facilities, and associated appurtenances and piping.

The proposed site for the BDFP facilities is adjacent to the existing SEP at 1800 Jerrold Avenue (former Central Shops) and 1801 Jerrold Avenue (former Asphalt Plant), and on portions of the existing SEP property. Construction staging areas for the BDFP include 1150 Phelps Street (SFPUC's former Greenhouses), 50 Quint Street and may be extended to Pier 94/96 SF Port properties at a later date.

The construction will be completed through a Construction Manager/General Contractor delivery approach under two distinct scopes. Scope I focus on the demolition and utility relocation of existing infrastructure at the project sites. Scope II addresses the construction of the new biosolids facilities (the remainder of the work).

Program: Biosolids Digester Facilities Project		Project Status: Construction		Environmental Status: Completed (EIR)	
Project Cost:			Project Schedule:		
Approved		\$1,680.69 M	Approved Jul-11		Aug-27
Forecast		\$2,372.62 M	Forecast Jul-11		May-29
Actual		\$672.76 M	Project Percent Complete: 34.5%		
					
Key Milestones:	Environmental Approval	Bid+ Advertisement	Construction NTP+	Construction+ Final Completion	
Current Forecast	10/12/18✓	(A) N/A (B) N/A	08/26/19✓ 07/01/20✓	06/25/21✓ 05/12/28	

+ The project delivery method for this project is Construction Manager/General Contractor (CM/GC).

WW-647R CM/GC Construction contract consists of: (A) Scope I, and (B) Scope II

Progress and Status:

Scope I (Demolition and Utility Relocation) - Complete.

Scope II (New Biosolids Facilities - Remainder of the construction work) - Soil excavation, dewatering, shoring and installation of piles is complete. Construction of digester vessels are underway. Concrete placement of the mat foundation was completed in June. Bid procurement for remaining construction is ongoing. To date, construction bid and award of most of the major biosolids facilities has been completed, including the digesters, solids pretreatment facility and the chemical feed and No. 2 water facilities. The Commission approved amendments to the contracts for the construction and the engineering support services in alignment with the approved project cost and schedule.

Issues and Challenges:

In March 2021, when two bids came in higher than expected, bid procurement activities were suspended while project staff re-assessed our bid package approach. The bid suspension was lifted in June to

allow the Construction Manager/General Contractor (CM/GC) to re-start bidding procurement for the new digester facilities. In the months that followed, due to changes to the MWH-Webcor JV leadership staff and BDFP organizational structure, a more collaborative project team maximized the benefits of a CM/GC delivery approach.







Because of the positive results during digester procurement, the SFPUC has opted to maintain the existing CM/GC approach/contract with MWH-Webcor Joint Venture for cost, implementation and site logistics efficiencies.

Also, during this time frame, an independent estimate of the cost-to-complete for the remainder of the project was developed that considers the construction schedule and anticipated market conditions. The forecasted project cost and schedule encompasses the cost-to-complete estimate and time considerations.

I. SSIP Quarterly Report

10015807 - SEP New Headworks (Grit) Replacement

Description: The new 250 MGD headworks consists of major components / facilities as follows: New Influent Junction Structure and Influent Monitoring; New Primary Influent Distribution Structure; New Bar Screens, Washer-Compactors and Screenings Handling Facility; New Grit Basins, Grit Washers and Grit Handling Facility; A new Odor Control Facility, consisting of a two-stage system with bioscrubbers followed by carbon adsorption; Two new primary substation; Electrical, Instrumentation and Control Rooms/Building; Demolition of both existing Headworks Facilities (SEP-011 and SEP-012); Rehabilitation of the existing Southeast Lift Station; Upgrades to the Bruce Flynn Pump Station.

Program: New Headworks (Grit) Replacement		Project Status: Construction		Environmental Status: Completed (MND)	
Project Cost:			Project Schedule:		
Approved		\$618.83 M	Approved Mar-13		Sep-24
Forecast		\$679.03 M	Forecast Mar-13		Sep-24
Actual		\$366.30 M	Project Percent Complete: 56.8%		
					
Key Milestones:	Environmental Approval	Bid+ Advertisement	Construction NTP+	Construction+ Final Completion	
Current Forecast	05/31/17✓	(A) N/A (B) N/A (C) N/A (D) TBD	11/15/17✓ 12/17/18✓ 07/22/19✓ TBD	05/01/20✓ 11/14/20✓ 02/29/24 TBD	

+The project delivery method for this project is Construction Manager/General Contractor (CM/GC).
(A, B, C) WW-628 CM/GC Construction which consist of: (A) Scope I; (B) Scope II.A; and (C) Scope III
(D) Demolition Contract – not yet awarded

Progress and Status:

Scope I (Site Preparation) and Scope II.A (BFS Improvements) – Complete
Scope III (Main Headworks) – Continued bid/award of remaining 24/75 bid packages. Continued civil/structural work at the influent junction, fine screen/grit influent splitter, grit tank/grit handling, primary influent distribution areas. Continued electrical/fire protection/HVAC/mechanical installations in electrical and grit influent splitter areas. Completed excavation for the east-west section and completed installation of two sections of the 84" foul air underground duct, as well as completed setting/welding of the 84" foul air underground duct 90 degree elbow. Began excavation of 20" foul air underground duct. Continued equipment procurement and fabrication. Completed series of piers in the right-of-way of the Union Pacific Railroad tracks and for the new odor control facility. Completed installation of 604/649 total piers completed to date. Completed hydrotest of 12" plant drain section in pipe rack area. Continued monthly coordination meetings regarding influent junction area tie-ins in dry season 2022.



Drill Pier work for Pipe Rack in vicinity of Union Pacific Railroad Right-of-Way

Issues and Challenges:

The forecast project cost has increased due to an approximate 12% escalation factor for Scope III bid packages issued since the start of the COVID-19 pandemic. Furthermore, market conditions and design developments related to the SEP-008 Influent Pumping Rehabilitation and revised Odor Control Facility 100% design package have contributed to the forecast project cost increase as well.

10015809 - SEP Facility-wide Distributed Control System Upgrade

Description: This project addresses distributed control system (DCS) upgrades within the Southeast Pollution Control Plant (SEP), Oceanside Pollution Control Plant (OSP), North Point Wet Weather Facility (NPF), Channel Pump Station (CHS), Westside Pump Station (WSS), and Bruce Flynn Pump Station (BFS). Under this project, OSP, NPF, and WSS DCS upgrades include planning/design only to ensure system-wide consistency. Both hardware and software upgrades integrating field instrumentation, control devices, communications hardware, processing hardware, interface hardware, and associated software packages into a unified system are required to provide real-time, system-wide monitoring and control. Coordination of monitoring parameters in various systems to reflect geo-spatial relationships will also be required to maintain compatibility and consistency of the input data used for process control.

Program: Southeast Plant (SEP) Improvements		Project Status: Design		Environmental Status: Not Applicable	
Project Cost:			Project Schedule:		
Approved		\$62.99 M	Approved Feb-14		Aug-27
Forecast		\$62.99 M	Forecast Feb-14		Dec-27
Actual		\$15.61 M	Project Percent Complete: 30.9%		
Key Milestones:	Environmental** Approval	Bid+ Advertisement	Construction NTP+	Construction+ Final Completion	
Current Forecast	See Note	See Note+	12/31/18✓	06/30/27	

+ The project delivery method for this project is Progressive Design-Build with pre-design/design components. Construction NTP represents start of fabrication/manufacturing.


** BEM has determined upgrades to the DCS Controls involves primarily computer hardware and software which do not fall within the definition of a "project" under CEQA because there would be no physical change in the environment.

Progress and Status:

Renovation of the existing SEP DCS server room is ongoing. The procurement process for SEP DCS server room equipment started. Design and coordination with other SSIP project teams at SEP are ongoing.

Issues and Challenges:

As per the previous SSIP quarterly report, the project schedule variance is due to interdependencies with other SSIP projects' progress at SEP.









Ongoing construction in one of Southeast Plant's conduit trenches

I. SSIP Quarterly Report

10015810 - SEP Seismic Reliability and Condition Assessment Improvements

Description: As part of the condition assessment effort, numerous seismic, conditional and operational issues associated with the existing facilities will require remedial attention before other program projects are completed. This project represents immediate improvements to the existing facilities at SEP identified as part of the condition assessment effort that are not specifically included as part of another near-term SSIP Phase 1 project. This project includes items for rehabilitation such as concrete spalling repair and seismic retrofit of priority process buildings. Seismic retrofit and structural repairs to the Sedimentation Building and channel structures (SEP 530 Contact Channel, SEP 540 Effluent Control Structure, 6' reinforced concrete pipe from SEP 540 to Booster Pump Station, Conduits C/D/E, SEP 525 Box Channel, and 9' reinforced concrete pipe to Junction Structure #5) will be completed.

Program: Southeast Plant (SEP) Improvements		Project Status: Construction		Environmental Status: Completed (CatEx)	
Project Cost:			Project Schedule:		
Approved		\$44.15 M	Approved Jun-13		Sep-22
Forecast		\$44.15 M	Forecast Jun-13		Sep-22
Actual		\$33.17 M	Project Percent Complete: 80.2%		
					
Key Milestones:	Environmental Approval	Bid+ Advertisement	Construction NTP+	Construction+ Final Completion	
Current Forecast	03/25/16✓	(A) 07/01/17✓ (B) 03/04/19✓	09/04/18✓ 09/09/19✓	05/01/20✓ 09/09/22	

Project includes multiple construction contracts.

(A) Southeast Water Pollution Control Plant New Headworks Facility – Scope 1 (North side, WW-628)

(B) Seismic Reliability and Condition Assessment Improvements (WW-665)

Progress and Status:

Project team is completing the contract punch list items and closeout documentation. Project team intends to request for contract duration extension as final closeout is taking longer than anticipated.

Issues and Challenges:

Project Team will present contract duration extension request to Commission for next Quarter in order to allow Contractor to complete punch list and final completion.



New Rotating Screen Filter / Compactor Installation at SEP 042 Primary Sedimentation Tanks

10002284 - SEP Power Feed and Primary Switchgear Upgrades

Description: The project is intended to address the deficiency of the existing medium voltage power distribution system (MV PDS), obtain a second redundant power feed from PG&E to upgrade the treatment plant with redundant electrical feeds, construct a new main switchgear sized to provide adequate power to new facilities, replace aging unit substations, and integrate the electric services of the nearby pump stations to the SEP medium voltage network. The project consists of installing a new redundant PG&E service, upgrading the existing Hunters Point feed to 12 MW, upgrading the main switchgear, and replacing fifteen aging existing primary unit substations at SEP. Additionally, it involves integration of Bruce Flynn Station and Booster Pump Station to SEP MV PDS, enhanced Energy Monitoring and Management System (EMMS), coordination with other SEP projects (particularly BDFP) to plan the need for emergency generators for critical processes, and construction of a new duct bank from the main switchgear to an electrical manhole.

Program: Southeast Plant (SEP) Improvements		Project Status: Construction		Environmental Status: Completed (CatEx)	
Project Cost:			Project Schedule:		
Approved		\$95.88 M	Approved Jun-14		Jun-24
Forecast		\$95.88 M	Forecast Jun-14		Aug-24
Actual		\$43.66 M	Project Percent Complete: 24.4%		
Key Milestones:	Environmental Approval	Bid+ Advertisement	Construction NTP	Construction Final Completion	
Current Forecast	02/22/18✓	02/20/20✓	10/05/20✓	02/23/24	

Progress and Status:

This quarter, after factory acceptance test was done at the equipment manufacturing site, the two outdoor metering cabinets were delivered and installed on the outdoor equipment pad. Each of the two revenue meters was intended for the two individual incoming medium voltage utility power feeds by SFPUC Power and PGE, respectively. A third-party inspector also performed the site acceptance test on the indoor switchgear. Installation of the waterproofing membranes, access hatch, guard rails, solar panels and copings on the roof floor was completed. On-going, are the installation of electrical/mechanical systems, such as, the lighting fixtures, panels (fire alarm, I&C, communication, security, battery, etc.), grounding, conduits and supports, as well as mist eliminators, fire dampers and exhaust fans. Also under installation are other building components, such as access stairs, doors, curtain walls and dry walls. Lastly, project team continued to review submittals and request for information from the contractor.



New Outdoor Metering Cabinets







Issues and Challenges:

As previously stated, due to site accessibility issues during construction, a change order was issued to extend the final construction date to February 23, 2024.

I. SSIP Quarterly Report

10037353 - SEP 550 Booster PS Condition Inspection & Interim

Description: This project includes condition assessment of the influent channel and wet wells (confined space entry), as well as a budget allowance to perform concrete rehab to two wet wells and minor repairs to the influent channel. A firmer estimate to complete the repairs will depend on the results of the inspection. To inspect the influent channel, work must occur during dry weather and the plant must either be shut down or treated effluent diverted to Quint Street Outfall (QSO). Shutdowns may last up to 8 hours, and coordination/approval is needed with the Regional Water Quality Board to allow diversion through QSO. Mechanical equipment rehab is also included as part of the interim improvements. These include: Replace sump pumps; Replace water heater; Replace air relief valves; Replace (3) booster pumps (#1, 2 & 4); Replace all Variable Frequency Drives (VFD). This project also includes moving bioassay to Booster Pump Station.

Program: Southeast Plant (SEP) Improvements		Project Status: Planning	Environmental Status: Not Initiated	
Project Cost:		Project Schedule:		
Approved		\$9.89 M	Approved Jan-21	 Jun-26
Forecast		\$20.30 M	Forecast Jan-21	 Feb-27
Actual		\$0.27 M	Project Percent Complete: 4.1%	
				
Key Milestones:	Environmental Approval	Bid Advertisement	Construction NTP	Construction Final Completion
Current Forecast	TBD	02/28/24	09/03/24	08/20/26

Progress and Status:

Specialty consultants have been evaluating different technologies to measure flow capacities of each pump, including strap-on flow meters. Planning for interior field condition assessment of the discharge manifold has been identified and scheduled. Project has been granted authorization to consolidate Needs Assessment Report, Alternative Analysis Report, and Conceptual Engineering Report into a combined planning document due to a well defined project scope and limited types of improvements.

Issues and Challenges:






Project team is onboarding new resources, including specialty consultants and new Project Manager. Planning Phase is forecasted to extend due to approaching wet weather season, more extensive pump test sequencing, and challenges with measuring flows in the limited and condensed pipe configuration, complicated by limited available shutdowns due to water testing requirements. Without preliminary testing, the project team cannot recommend to replace or refurbish existing pumps.



Locations of condition assessment areas identified by specialty consultant at discharge manifold.

10038373 - SEP, Booster PS, & BFS Security Enhancements

Description: This project involves the following: Upgrading card readers and door contacts; Replacing and furnishing gates and gate operators including structural support, electrical power and controls; Adding protective cages around outdoor equipment, including an allowance for replacing/repairing the existing perimeter fence and fence support as needed; Furnishing, installing, and configuring servers for video recording, management and analytics; Configuring security fiber optic connectivity and adding video camera units and local recording; Pruning landscaping, adding new security signage, and upgrading to dusk-activated LED lighting; Establishing visitor management system and installing turnstiles; Monitoring improvements (e.g. developing mobile tablet security video monitoring capability, establishing a security monitoring center, a tablet-based security incident response reporting template and setting up an automatic video archiving process across all WWE sites); Providing interior intrusion detection of critical assets; Adding interior presence sensing connected to an intrusion detection panel and alarming to security; Upgrading UPS backup power to serve security components; Adding new security signage with "No Trespassing", applicable penal code and emergency contact information; Adding a main distribution frame (MDF) to BFS. This project also includes SEP Fire Alarm, PA system, business network and radio communications.

Program: Southeast Plant (SEP) Improvements		Project Status: Planning		Environmental Status: Active	
Project Cost:			Project Schedule:		
Approved		\$14.32 M	Approved Jul-21		Oct-25
Forecast		\$35.76 M	Forecast Jan-22		Dec-26
Actual		\$0.04 M	Project Percent Complete: 0.3%		
					
Key Milestones:	Environmental Approval	Bid+ Advertisement	Construction NTP+	Construction+ Final Completion	
Current Forecast	(A) 10/11/22	05/07/24	11/07/24	05/08/26	
	(B) 10/11/23	05/07/24	11/07/24	05/08/26	

+ Project includes multiple construction contracts.
 (A) Security Enhancements; (B) Fire System Network

Progress and Status:

The project team issued the draft Needs Assessment Report deliverable specific to Southeast Plant only and held a review workshop with Wastewater Enterprise, as well as other stakeholders. The project team is incorporating all of the comments received by the various stakeholders into to the final deliverable. The project team is also coordinating with the Emergency Planning and Security Division for additional security specifications revisions.







Issues and Challenges:

Bruce Flynn Pump Station security scope, Booster Pump Station security scope and Plant-wide fire/paging network will requires extensive field verification and additional 9 months to complete the planning phase.

I. SSIP Quarterly Report

10037330 - Primary Treatment (SEP 040/041) H&S Improvements

Description: This project involves demolition of the building superstructure at South East Plant (SEP) 040/041 and replacement of all remaining deteriorated items. To control odors, the sedimentation tanks would be covered in a similar fashion to the covers on the sedimentation tanks at SEP 042. Ventilation of the covered tanks would be required to protect concrete surfaces from deterioration, and an odor control unit would be required to treat foul air from the covered tanks.

Program: Southeast Plant (SEP) Improvements		Project Status: Design		Environmental Status: Active	
Project Cost:			Project Schedule:		
Approved		\$27.38 M	Approved Jan-21		Sep-26
Forecast		\$27.38 M	Forecast Jan-21		Sep-26
Actual		\$1.34 M	Project Percent Complete: 6.8%		
					
Key Milestones:	Environmental Approval	Bid Advertisement	Construction NTP	Construction Final Completion	
Current Forecast	07/28/23	08/29/23	01/30/24	03/31/26	

Progress and Status:

This quarter, the project team completed computational fluid dynamics model related to air flow patterns in buildings SEP 040 and SEP 041. Project team continued coordination with WVE and has progressed the 35% design deliverable, which is due in the first quarter of FY 22-23. The project team continued coordination with the DB-126 Facility-wide Distributed Control System project regarding the integration of instrumentation and control scopes of work. The project team began coordination with the BDFP project team regarding use of building SEP 040/SEP 041 (wet weather sedimentation tanks) during dry weather season to facilitate their scope of work in SEP 042 (dry weather sedimentation tanks).

Issues and Challenges:

None at this time.



Existing SEP-041 wet-weather primary sedimentation building.









10037331 - Maintenance Building (SEP 940) Interim Improvement

Description: Building 940 is a critical interim project for SEP. This is an interim project while the longterm vision and improvements under the SEP Campus Plan is being developed.

Currently these crews are shoehorned into facilities not designed for the maintenance of electronic equipment. A new robust shop area is essential to be able to maintain reliable treatment facilities. The new maintenance shops included under Biosolids Digester Facilities Project (BDFP) do not address these crews.

The following improvements form the basis of this project:

- Space will be modified to include interim Electrical and Instrumentation and Controls (I&C) shop areas.
- HVAC Improvements including evaluation (and installation as-needed) of wet grinder filtration system, condensing unit, and welding exhaust system)
- H&S Improvements (emergency lights, signs, trip hazards, safe roof access)

Program: Southeast Plant (SEP) Improvements	Project Status: Planning	Environmental Status: Not Initiated
Project Cost:		Project Schedule:
Approved 	\$21.58 M	Approved Jan-21  Jul-26
Forecast 	\$40.65 M	Forecast Jan-21  Nov-28
Actual 	\$0.35 M	Project Percent Complete: 1.6%
 Approved;  Actual Cost;  Forecast		

Key Milestones:	Environmental Approval	Bid Advertisement	Construction NTP	Construction Final Completion
Current Forecast	05/15/23	03/04/25	08/01/25	05/03/28

Progress and Status:

Project team has completed the Needs Assessment Report with multiple reviews with Wastewater Enterprise before finalizing. Project team is working on next phase of planning.

Issues and Challenges:

As previously reported last quarter, due to escalation and scope addition, project team is forecasting a cost and schedule increase.









Inside of Bldg SEP 940

I. SSIP Quarterly Report

10029736 - Westside Pump Station Reliability Improvements

Description: The project consists of screenings improvements including, replacement of existing bar screens, and addition of screening washing and compaction systems. The project also includes replacement of existing wet-weather pumps to provide pump redundancy. The construction would take place within the existing structure and includes four new submersible pumps and 200 linear feet (LF) of discharge force main. Other improvements under this project include increasing the power feeder capacity at WSS to account for additional wet weather pumping capacity and provide a reliable redundant power source from PG&E, and replacement of the existing odor control units at the WSS with dilution ventilation fans and ducting.

Program: Oceanside Plant (OSP) Improvements		Project Status: Construction		Environmental Status: Completed (CatEx)	
Project Cost:			Project Schedule:		
Approved		\$87.80 M	Approved Jun-13		Dec-24
Forecast		\$89.30 M	Forecast Jun-13		Dec-24
Actual		\$29.35 M	Project Percent Complete: 38.0%		
					
Key Milestones:	Environmental** Approval	Bid+ Advertisement	Construction NTP+	Construction+ Final Completion	
Current Forecast	(A) 06/13/13✓ (B) 04/20/17✓	05/06/14✓ 09/08/20✓	10/15/14✓ 04/19/21✓	03/27/17✓ 06/27/24	

+ Project includes multiple construction contracts.

(A) WW-572R Westside Pump Station Discharge Pipe Manifold Upgrade; (B) WW-645 Westside Pump Station Reliability Improvements

** The Environmental Approval for Contract A - Westside Pump Station Discharge Pipe Manifold Upgrade was achieved in Project CWWRNRTF47. The Environmental Approval for Contract B - Westside Pump Station Reliability Improvements is shown in the above table.

Progress and Status:

(A) WW-572R WSS Discharge Pipe Manifold Upgrade contract closeout has been completed.

(B) WW-645R Westside Pump Station Reliability Improvements contract construction phase activities are on-going. During this reporting period, the Contractor has placed the new cast-in-place concrete wall panels placement, steel trussing and interior roof decking for the new Electrical Building as of June 2022.

Issues and Challenges:

The SFPUC continues to closely track PG&E power service application review progress and continue to evaluate mitigations to potential construction progress delays associated with PG&E power service. In May, PG&E provided an initial System Impact Study and Engineering for project power service. The System Impact Study is under review by the project team.

The cost variance is due to the rent associated with real estate license agreement with San Francisco Zoo for project staging area.



Contractor installing the new cast-in-place concrete Electrical Building as of June 2022.

10029737 - OSP Digester Gas Utilization Upgrade

Description: In this project, the gas storage vessel and digester gas conditioning equipment will be replaced. The existing cogeneration Internal-Combustion units (IC engines) and controls will also be replaced. Other improvements include providing an ancillary exhaust gas conditioning and heat exchanger systems to comply with regulatory air board requirements. Improved reliability and redundancy of hot water and electrical energy production systems, as well as, ventilation upgrades will maximize process efficiency within the energy recovery building. The electrical gear at Sub-Station No. 5 will be replaced to provide parallel electrical gear and power system reliability. A 500 kw standby diesel generator and diesel fuel storage system will also be provided for electrical redundancy of critical plant electrical loads.

Program: Oceanside Plant (OSP) Improvements		Project Status: Construction		Environmental Status: Completed (CatEx)	
Project Cost:			Project Schedule:		
Approved		\$54.39 M	Approved Oct-13		Sep-22
Forecast		\$55.58 M	Forecast Oct-13		Mar-24
Actual		\$36.21 M	Project Percent Complete: 54.0%		
Key Milestones:	Environmental+ Approval	Bid+ Advertisement	Construction NTP+	Construction+ Final Completion	
Current Forecast	06/14/17✓	04/25/18✓	11/26/18✓	06/01/23	

+ The key milestone dates reflect the main construction contract for this project (WW-639 Oceanside Water Pollution Control Plant Digester Gas Utilization Upgrade)

Progress and Status:

WW-639 Oceanside Water Pollution Control Plant Digester Gas Utilization Upgrade contract construction phase activities continued. During this reporting period, Building 820 permanent boilers were returned to service, and the temporary boiler was disconnected and removed from the site. The Building 800 floor slab and utility trench concrete doweling, forming and pouring concrete activities continue. The Gas Holder Tank Building 741 digester gas piping and siloxane removal system installation activities continue.

Issues and Challenges:

The project team continues to coordinate with PG&E in order to comply with electrical inter-connection agreement requirements to obtain necessary permits. Additionally, there are large equipment deliveries associated with the Building 800 new switchgear that is experiencing global supply chain delays. The City and Contractor are monitoring the equipment deliveries and evaluating mitigations to the construction critical path where possible. The Contractor continues to prepare key electrical submittals with site specific electrical data and coordination with PG&E remains on-going.








Contractor installing the new stainless steel digester gas siloxane removal system as of May 2022.

I. SSIP Quarterly Report

10037733 - Solids Thickening (OSP 011) Process Upgrade

Description: Depending on the status of the R&R project (CWWRNRTFA8) to replace the GBT with RDT, an alternatives evaluation should be performed to confirm the selected thickening technology. As a basis, this project assumes replacement of the two remaining GBTs and installation of two new RDTs that can thicken a combination of primary sludge, waste activated sludge, and secondary scum. The scope of the project also includes the replacement of corroded pipe, room fixtures, demolition of the existing units and ventilation improvements as detailed below: 1.Demolish/remove the two (2) existing GBTs. 2.Install two (2) new 2 RDTs and associated controls. 3.Replace the three (3) existing washwater booster pumps, piping and appurtenances to meet the RDT flushing requirements. 4.Install hot water lines to supply hot water for flushing the RDTs. 5.Install a redundant primary scum skimmer. 6.Redesign the drains on existing and new drum screens to improve venting and add flushing connections. 7.Install a new ultrasonic pulsar level sensor in the TPAS tank and improve the mixing system in the tank. 8.Replace the three (3) thickened sludge pumps 42P6-1,2&3. 9.Replace all corroded pipe, and all rusted window frames and doors. 10.Replace floor grates and tiles. 11.Upgrade electrical components and DCS control of the new system. 12.Install a new ventilation system, including exhaust fans and duct work for both the new and existing RDTs, and improve the ventilation in both the sludge thickening and sludge dewatering rooms. Coordinate work with the OSP Ventilation Upgrades Project. 13.Install two fixed hydrogen sulfide sensors in the Gravity Belt Thickener Room (OSP 01-028). Address any residual thickening area odor issues that were not addressed by the OSP Ventilation (HVAC) Upgrades Project.

Program: Oceanside Plant (OSP) Improvements		Project Status: Planning		Environmental Status: Not Initiated	
Project Cost:			Project Schedule:		
Approved		\$20.22 M	Approved Jul-21		Sep-26
Forecast		\$20.22 M	Forecast Jan-22		Jan-28
Actual		\$0.05 M	Project Percent Complete: 0.0%		
					
Key Milestones:	Environmental Approval	Bid Advertisement	Construction NTP	Construction Final Completion	
Current Forecast	06/28/24	10/01/24	05/05/25	07/02/27	

Progress and Status:

Engineering continues to prepare planning phase documents for Oceanside Water Control Pollution Plant Solids Thickening (OSP 011) Process Upgrade focusing on replacement of Gravity Belt Thickeners (GBT) (No. 2 & No. 3) with new Rotary Drum Thickener assemblies, replacement of associated controls and booster pumps, replacement of flushing system connections, area drainage improvements, and exhaust air system improvements. The project team is developing a draft Conceptual Engineering Report (CER) and associated deliverables for Spring 2023.

Issues and Challenges:






The project has been delayed due to lack of available resources.



Selective equipment demolition to GBT No. 1; this work is expected to be completed prior to the project contract work commencing on the replacement of GBT No. 2 and GBT No. 3.

10037734 - OSP Plant-wide Ventilation (HVAC) Upgrades

Description: A wide range of HVAC-related improvements were identified as part of the OSP Condition Assessment Repairs Project. It was determined that a plant-wide air handling performance evaluation be conducted in order to determine if the ventilation systems are meeting code requirements and to better identify needed HVAC improvements. Specific HVAC-related work includes the following: Plant-Wide Air Handling Performance Evaluation: Conduct a plant-wide air handling performance evaluation. OSP 011: • Replace inadequate duct supports in OSP 011 hallway areas. • Duct supports within exhaust fan room at OS70EF1-1 thru -3 and OS70EF1-5 and -6 needs to be refastened / replaced. • Coordination HVAC evaluation, design and construction under the OSP Solids Thickening Process Upgrades project. OSP 530: Look at ventilation issues if keeping the temporary chemical station from the Recycle Water Project. OSP 620: • Replace all HVAC equipment. Based on results of the plant-wide air handling performance evaluation, make provisions for increasing air ventilation rates in order to declassify area from Class 1 Division 1 to Class 1 Division 2. • Replace FRP ducts in digester basement serving fans 70EF19-1, 2. OSP 042: Replace HVAC ductwork. OSP 230: Replace HVAC supply ductwork. OSP 930: Replace all HVAC equipment.

Program: Oceanside Plant (OSP) Improvements	Project Status: Planning	Environmental Status: Not Initiated
Project Cost:		Project Schedule:
Approved 	\$7.35 M	Approved Jul-21  Sep-26
Forecast 	\$7.35 M	Forecast Jan-22  May-27
Actual	\$0.03 M	Project Percent Complete: 0.5%
		

Key Milestones:	Environmental Approval	Bid Advertisement	Construction NTP	Construction Final Completion
Current Forecast	02/01/24	04/02/24	08/26/24	10/26/26

Progress and Status:

Engineering continues to prepare planning phase documents for OSP Plant-wide Ventilation (Heating, Ventilation and Air Conditioning) Upgrades focusing on air handling and condition units, ductwork and other associated Heating, Ventilation and Air Conditioning system improvements. The project team is developing a draft Conceptual Engineering Report and associated deliverables for Fall 2022.

Issues and Challenges:

The project has been delayed due to lack of available resources.








OSP Building 011 as-found condition of ventilation exhaust systems

I. SSIP Quarterly Report

10036398 - OSP Condition Improvement Projects - Part 2

Description: The OSP Condition Assessment Repairs project will include major improvements to the plant, aimed to address the reliability of existing assets that have deteriorated over the years. This project includes planning, design and environmental review of improvements to address the age, deterioration and reliability of existing assets at OSP that are not specifically included in the other SSIP projects. This project includes rehabilitation of building structures, rehabilitation or replacement of mechanical and electrical equipment, and seismic retrofit of process tanks and buildings. Improvements focus on maintaining operational reliability and extending the service life of buildings that are required to remain in operation for 30 years or more.

Program: Oceanside Plant (OSP) Improvements	Project Status: Planning	Environmental Status: Active (Various)
Project Cost:		Project Schedule:
Approved  \$105.10 M	Approved Jan-21  Jul-29	
Forecast  \$105.10 M	Forecast Mar-18  Jul-29	
Actual \$0.92 M	Project Percent Complete: 0.1%	
		

Key Milestones:	Environmental+ Approval	Bid+ Advertisement	Construction NTP+	Construction+ Final Completion
Current Forecast	(A) 12/01/23	10/25/24	03/28/25	03/30/27
	(B) 10/31/24	07/01/25	12/04/25	12/06/27
	(C) 04/15/25	07/30/25	01/06/26	01/06/28
	(D) 03/06/26	08/05/26	01/04/27	01/03/29
	(E) 10/19/20✓	09/22/21✓	08/25/22	10/27/23
	(F) 03/03/18✓	07/01/22✓	12/30/22	12/31/24
	(G) 12/14/21✓	N/A	05/12/22✓	01/03/23

+ Project includes multiple construction contracts.

Progress and Status:

(A) OSP 620 Digestion H&S, Mech Improvements, OSP800 Mech Improvements: Engineering completed a kick-off of the planning phase of OSP 620 basement health & safety and mechanical improvements, OSP 800 mechanical improvements focusing on sump pump system replacements, elevator modernization and other mechanical system improvements in the area in January 2022. The project team is developing a draft Conceptual Engineering Report (CER) and associated deliverables for Fall 2022.

(B) OSP 011 Polymer & Ferric Chloride Replacement: Subscope not initiated.

(C) OSP 042 Primary Clarifiers Structural and Mechanical Improvements: Subscope not initiated.

(D) OSP 200 Aeration Tanks Structural and Mechanical Improvements: Subscope not initiated.

(E) WW-648 OSP Building 042 Primary Clarifier Improvements: The project will fund the Construction Contract WW-648 Oceanside Water Pollution Control Plant Building 042 Primary Clarifier Improvements. The contract was awarded by SFPUC Commission in February 2022 and Notice-To-Proceed for Construction

was issued in May 2022.

(F) WW-669 OSP Building 011 Grit Classifier & Preliminary Influent Slide Gate System Improvements: The project will fund the Construction Phase of Contract WW-669 Oceanside Water Pollution Control Plant Building 011 Grit Classifier, Primary Influent Slide Gate and Building 042 Butterfly Valve Improvements. The contract was advertised in June 2022.







(G) JOC 53R3-15 OSP UPS Assembly Replacements: Wastewater Enterprise Engineering has assembled contract documents to replace four (4) Uninterruptable Power Supply systems. The equipment purchase order was completed October 2021, and equipment delivery and installation is expected by Summer 2022.

Issues and Challenges:

None at this time.

10037735 - Admin Bldg (OSP 930) Health & Safety Improvements

Description: A wide range of health and safety related improvements were identified as part of the Oceanside Plant (OSP) Condition Assessment Repairs Project. Specific work includes the following: Repair concrete deficiencies, water infiltration, and drainage issues within OSP 930 per conceptual engineering report (CER) "Concrete Surface Condition Assessment and Repair TM". Replace the three (3) OSP 930 building sump pumps. Replace the nine (9) Laboratory Fume Hoods. Replace the laboratory and freight elevators (freight elevator is higher priority).

Program: Oceanside Plant (OSP) Improvements		Project Status: Planning		Environmental Status: Not Initiated	
Project Cost:			Project Schedule:		
Approved		\$5.71 M	Approved Jan-21		Sep-25
Forecast		\$5.71 M	Forecast Feb-22		Nov-26
Actual		\$0.06 M	Project Percent Complete: 0.4%		
					
Key Milestones:	Environmental Approval	Bid Advertisement	Construction NTP	Construction Final Completion	
Current Forecast	06/29/23	11/01/23	04/02/24	06/01/26	

Progress and Status:

Engineering continues to prepare planning phase documents for Administration Building (OSP 930) Health & Safety Improvements focusing on laboratory exhaust hood replacement, elevator modernization, area sump pump replacement and building plumbing/roof drainage system improvements. The project team is developing draft Conceptual Engineering Report and associated deliverables for Fall 2022.






Issues and Challenges:

The project has been delayed due to lack of available resources.

I. SSIP Quarterly Report

10037777 - OSP & WSPS Security Enhancements

Description: The project involves the following security upgrades: Upgrading card readers and door contacts at all perimeter doors and ensuring proper operation Replacing and furnishing gate and gate operator including structural support, electrical power and controls Adding protective cages around outdoor chemical and electrical equipment, including an allowance for replacing/repairing the existing perimeter fence and fence support as needed Furnishing, installing, and configuring servers for video recording, management and analytics Configuring security fiber optic connectivity and adding video camera units and local recording Establishing prune landscaping, adding new security signage, and upgrading lighting to dusk-activated LED lighting Adding interior presence sensing connected to an intrusion detection panel and alarming to security.

Program: Oceanside Plant (OSP) Improvements		Project Status: Planning	Environmental Status: Not Initiated	
Project Cost:		Project Schedule:		
Approved		\$7.16 M	Approved Jul-21	 Jun-25
Forecast		\$13.78 M	Forecast Aug-21	 Jun-26
Actual		\$0.07 M	Project Percent Complete: 7.9%	
				
Key Milestones:	Environmental Approval	Bid Advertisement	Construction NTP	Construction Final Completion
Current Forecast	TBD	02/23/24	08/22/24	11/19/25

Progress and Status:

Project team initiated work on the planning phase as-found field verification and Needs Assessment Report deliverables.

Issues and Challenges:







Similar to last quarter, project team is forecasting increase in schedule due to additional time required to provide appropriate planning and design and also increase in cost due to escalation in construction cost and increase in workplan estimates.



Aerial photo of Oceanside Water Pollution Control Plant and Westside Pump Station Facilities to receive security system enhancements

10026822 - North Shore Pump Station Wet Weather Improvements

Description: The purpose-of this project is to provide redundant effluent pumping capacity at North Shore Pump Station (NSS) during wet weather. This project will replace existing four (4) dry weather pumps with larger capacity units so that 3 of the 4 pumps are capable of pumping 75 MGD during wet weather. The project also includes upgrades to the motor control centers (MCCs) and distributed control system (DCS). The implementation of this project will ensure reliable and efficient operation in keeping with the LOS and maintain regulatory compliance.

Program: North Point Facility (NPF) Improvements	Project Status: Construction	Environmental Status: Completed (CatEx)
Project Cost:		Project Schedule:
Approved  \$55.00 M	Approved Aug-13  Dec-23	
Forecast  \$55.00 M	Forecast Aug-13  Dec-23	
Actual  \$21.56 M	Project Percent Complete: 36.0%	
		

Key Milestones:	Environmental Approval	Bid Advertisement	Construction NTP	Construction Final Completion
Current Forecast	10/13/17✓	06/14/19✓ - 10/08/20 ✓	04/19/21✓	05/08/23

Progress and Status:

Contractor successfully completed 7-day manual testing of both newly installed dry weather bar screens. Planning began for dry weather and wet weather cutover. SEP930 DCS room work is ongoing with temporary Uninterruptable Power Supply (UPS) targeted for completion by end of July.

Issues and Challenges:

Project team is working with contractor to minimize dry weather pump manufacturer delivery delay by seeking alternate installation sequencing and methodologies.








Completed bar screens in operation

I. SSIP Quarterly Report

10037325 - Admin Bldg (NPF 930) Evaluation & Interim H&S Improvements

Description: This project involves an evaluation of NPF 930 to provide safe working conditions for employees. The interim rehabilitation components will be identified during the planning, but as a basis, the following items are assumed: Interim structural repairs; Replacing roll-up doors, UPS for the emergency lighting system, and elevator; Rehabilitate HVAC system; Electrical improvements on Southside buildings; Assess and replace crane, if needed; Evaluate area and use of dewatering sump pumps; Replace pumps, piping, valves, and EI&C; Inspect and replace guardrails/handrails; Install fire sprinklers, alarms, and exit lighting; Replace and install new lighting.

Program: North Point Facility (NPF) Improvements		Project Status: Planning		Environmental Status: Not Initiated	
Project Cost:			Project Schedule:		
Approved		\$7.93 M	Approved Mar-21		Mar-25
Forecast		\$7.93 M	Forecast Mar-22		Jul-26
Actual		\$0.05 M	Project Percent Complete: 0.0%		
					
Key Milestones:	Environmental Approval	Bid Advertisement	Construction NTP	Construction Final Completion	
Current Forecast	12/22/23	03/04/24	07/25/24	01/29/26	

Progress and Status:

Planning began for this project with project team visiting project location and confirming overall needs by WWE staff.

Issues and Challenges:






Architectural and electrical design resources have been limited resulting in a need to procure consultant support services. Antiquated electrical and mechanical equipment removal may result with a large cost impact.



WWE staff and design team surveying existing obsolete electrical equipment at NPF 930 Administration Building.

10037904 - NPF & NSS Security Enhancements

Description: The components of the project are as follows: Upgrade continental card reader access control; Replace and furnish gate and gate operator including structural support, electrical power and controls; Add protective cages around outdoor equipment, & repair/replace perimeter fence; Furnish, install and configure servers; Configure security fiber optic connectivity & add video camera units; Add signage, lighting and prune landscaping; Provide interior presence sensing connected to intrusion detection panel.

Program: North Point Facility (NPF) Improvements		Project Status: Planning		Environmental Status: Active	
Project Cost:			Project Schedule:		
Approved		\$8.80 M	Approved Jul-21		Sep-25
Forecast		\$17.85 M	Forecast Jan-22		Dec-26
Actual		\$0.02 M	Project Percent Complete: 10.8%		
					
Key Milestones:	Environmental Approval	Bid Advertisement	Construction NTP	Construction Final Completion	
Current Forecast	10/11/23	05/07/24	11/07/24	05/08/26	

Progress and Status:

Security consultant has completed two site assessments with WWE and EMB staff. Needs Assessment is underway, pending specialty consultant recommendations.






Issues and Challenges:

Original forecast planning duration may be insufficient due to a variety of factors, including but not limited to specialty consultant availabilities and contract capacities. WWE staff has identified additional ongoing security concerns, including the need for immediate temporary fencing installation. Project team will propose a consolidated planning phase.

I. SSIP Quarterly Report

10038353 - NPF DCS Upgrades (Construction)

Description: This project will replace the aging control system infrastructure at NPF as the existing DCS equipment are obsolete. The needed upgrades include converting all existing DCS control systems to Emerson-based systems as specified by the Facility-Wide DCS Control Upgrades Project, and upgrades to the aging control panels, annunciator panels, sensors, disconnect switches, bare grounding wiring and control devices. The DCS supplier will provide the following design services: Network configuration and architecture design; Equipment location and layout design; DCS panel layouts and wiring diagrams; Loop drawing development; Control narrative development support; Human Machine Interface (HMI) screen standards development; DCS application software development. The DCS supplier will provide the following equipment: Process control module panels; Remote I/O (RIO) panels; Server equipment and racks; Main fiber distribution rack panels; Marshalling panels or "B" panels; Fiber optic patch panels and terminal panel; Network switches and routers.

Program: North Point Facility (NPF) Improvements		Project Status: Construction		Environmental Status: Not Applicable	
Project Cost:			Project Schedule:		
Approved		\$11.07 M	Approved Jul-21		Sep-27
Forecast		\$11.07 M	Forecast Nov-21		Dec-27
Actual		\$0.06 M	Project Percent Complete: 1.6%		
					
Key Milestones:	Environmental** Approval	Bid+ Advertisement	Construction NTP+	Construction+ Final Completion	
Current Forecast	N/A	N/A	11/01/21✓	06/30/27	

** BEM has determined upgrades to the DCS Controls involves primarily computer hardware and software which do not fall within the definition of a "project" under CEQA because there would be no physical change in the environment.

+ The project delivery method for this project is Progressive Design-Build with pre-design/design components. Construction NTP represents start of fabrication/manufacturing

Progress and Status:

DB-126 DCS coordination with the WW-685R team at Northshore Pump Station (NSS) is ongoing. Procurement of DCS hardware and software needed by WW-685R is also ongoing. Due to design changes during WW-685R's construction, the DB-126 DCS team is anticipating conducting additional field verification activities at NSS to ensure proper configuration of bar screen controls.

Issues and Challenges:

As per the previous quarterly report, the project schedule variance is due to the initiation timing of the North Shore DCS Manufacturing phase to meet the needs of the WW-685R construction contract. This SSIP project does not have preconstruction scope. It covers manufacturing, installation, and other DCS construction type of work at North Shore facilities.











North Shore Site Visit: Dry Weather Pump Variable Frequency Drive (VFD)

10034718 - Large Sewer Condition Assessment and Improvements

Description: This is a collection of sewer improvement projects that will rehabilitate and/or replace Large Diameter Sewers (sewers greater than 36-inches in diameter or equivalent diameter) that has been prioritized using Collection System Asset Management Program (CSAMP) data with the highest risk level for failure. These set of projects (or subprojects) were identified from the efforts of SSIP Phase 1 projects, CWWSIPCSSR02 - Collection System Condition Assessment.

Included is one subproject to construct an intertie to convey combined sewage between the existing 66-inch diameter Channel Force Main to the Islais Creek Transport/Storage Box.

Program: Interceptors / Tunnels and Odor Control	Project Status: Design	Environmental Status: Active (Various)
Project Cost:		Project Schedule:
Approved  \$96.52 M	Approved Aug-19  Dec-26	
Forecast  \$114.59 M	Forecast Aug-19  Dec-26	
Actual  \$13.78 M	Project Percent Complete: 16.5%	
 Approved;  Actual Cost;  Forecast		

Key Milestones:	Environmental+ Approval	Bid+ Advertisement	Construction NTP+	Construction+ Final Completion
Current Forecast	(A) 05/09/22✓	06/28/22✓	12/01/22	06/08/26
	(B) 08/06/20✓	01/19/21✓	08/30/21✓	03/23/23
	(C) 08/11/21✓	08/15/22	01/03/23	03/14/24
	(D) 03/23/21✓	06/17/22✓	N/A*	N/A*
	(E) 03/08/22✓	06/17/22✓	11/01/22	12/26/23
	(F) 06/29/22✓	08/25/22	02/06/23	03/06/24
	(G) 06/22/21✓	N/A**	03/14/22✓	08/09/24
	(H) 03/01/23	05/19/23	10/19/23	11/22/24
	(I) 09/21/23	01/03/24	N/A***	N/A***
	(J) 07/28/23	01/19/24	N/A***	N/A***

+For a complete list of each contract please refer to the Project Description in the Appendices.

*This scope of work will be constructed in Subprojects (B) and (E) for contracting convenience.

**SF Public Works is the project lead and contracting authority.

***CN phase for Subprojects (I) and (J) will be funded through the Collection Systems R&R Program.

Progress and Status:

Subproject (A): Project team completed the 100% design and the contract was advertised.

Subproject (B): Construction work continues to progress and sewer work is over 50% completed.

Subproject (C): Contract advertisement is delayed to obtain traffic control requirements.

Subproject (D): See footnote * above. This subproject will be considered as completed in future updates.

Subproject (E): Project team completed the 100% design and the contract was advertised.

Subproject (F): Project team is progressing towards 95% design.

Subproject (G): Construction work has begun.

Subproject (H): Project team is progressing towards 35% design.

Subproject (I): Project team continues the preparation

of the Draft Conceptual Engineering Report.

Subproject (J): Project team continues with the planning phase.







Issues and Challenges:

As reported last quarter, the project budget is increased to fund or partially fund three new subprojects (H) East SOMA, (I) Hayes Valley and (J) West SOMA Sewer Improvements. The overall schedule is maintained, as the new subprojects would be completed within the overall project duration.

I. SSIP Quarterly Report

10002652 - Kansas and Marin Streets Sewer Improvements

Description: The purpose of the Kansas and Marin Streets Sewer Improvements is to address the SSIP Level of Service (LOS) goals of managing stormwater from a statistically derived storm lasting 3-hours, with a total of 1.3-inches of rainfall and defined peak rainfall intensity (5-year 3-hour, LOS storm). The proposed project includes planning, environmental review, right-of-way, design, construction and closeout phases and assumes the following scope of work: Approximately 900 linear feet of 8-foot diameter tunnel installed using micro-tunnel boring machine (MTBM) construction method through SFPW's Maintenance Yard; Two new reinforced concrete junction structures (including angled access manhole structures) to connect with the existing sewers, and design and construct surface restoration improvements associated with project completion.

Program: Interceptors / Tunnels and Odor Control		Project Status: Design		Environmental Status: Completed (CatEx)**	
Project Cost:			Project Schedule:		
Approved		\$28.38 M	Approved Jun-13		Dec-23
Forecast		\$30.00 M	Forecast Jun-13		Aug-24
Actual		\$4.22 M	Project Percent Complete: 20.7%		
					
Key Milestones:	Environmental** Approval	Bid Advertisement	Construction NTP	Construction Final Completion	
Current Forecast	07/23/19✓	N/A	08/29/23	05/06/24	

**Environmental approval (CatEx) was previously obtained for a sewer alignment located under private property, but project team was unsuccessful in negotiating the easement. In 2016, the project was re-baselined with a new sewer tunnel alignment, which is the Revised Project that is reflected in the current CEQA (CatEx) document.

Progress and Status:

During this quarter, the project team continued to work on a new Alternative Analysis Report (AAR) based on the current SSIP LOS design criteria, along with some additional sensitivity analysis to account for project specifics which may necessitate a higher design criteria.

Issues and Challenges:

The project is forecasting an increase in cost due to higher construction cost escalation rates, which have increased overall construction costs. Previously, the Request For Qualification (RFQ) package took longer than anticipated due to resource issues and the complexity of the design-build contract. Those delays impacted the overall schedule because the RFQ advertisement is on the critical path. Now based on the effort for the new AAR, the team has extended the schedule milestones for the design phase and adjusted the remaining phase durations to maintain the same project finish date. The project team will continue to evaluate the potential impacts to scope, cost, and schedule due to the new planning effort.









Kansas and Marin Micro-Tunnel Boring Machine Receiving Area

10033106 - Geary BRT Sewer Improvements Phase 2

Description: SFMTA is implementing the Geary Bus Rapid Transit (BRT) Program and SFPUC will be a partner to replace/upgrade sewers along the Geary Corridor. Any sewer work required, whether it is sewer relocation, sewer rehabilitation or sewer replacement, will be undertaken as part of SFMTA’s project.

SFPW has started the pre-planning effort in determining sewers that may need replacement due to age and/or condition. Approximately 2.2 miles of sewers on this Geary corridor, from Stanyan Street to 34th Avenue (Phase 2 of the BRT Program), and on nearby cross streets, have been identified as possibly needing replacement. The weighted average age of these sewers is 74 years.

Program: Interdepartmental Projects	Project Status: Design	Environmental Status: Not Initiated
Project Cost:		Project Schedule:
Approved 	\$2.00 M	Approved Mar-18  Dec-23
Forecast 	\$2.00 M	Forecast Mar-18  Jun-23
Actual 	\$0.20 M	Project Percent Complete: 10.0%
		

Key Milestones:	Environmental** Approval	Bid+ Advertisement	Construction NTP+	Construction+ Final Completion
Current Forecast	01/05/23	N/A	N/A	N/A

+ All construction related activities will be completed under a future SSIP project.

** The San Francisco County Transportation Authority (SFCTA) prepared the CEQA approval, except for the sewer and water scopes, which will be completed separately by SFPUC.

Progress and Status:

During this quarter, the project team completed the 35% Design for the combined SFMTA conduit, SFPUC Sewer, and SFPUC Water scope. The project team will initiate the Environmental Phase and outreach efforts in July 2022.







Issues and Challenges:

None at this time.

I. SSIP Quarterly Report

10002664 - Van Ness BRT Sewer Improvements

Description: The scope of sewer work includes the following: Construct approximately 20,000 LF of 12-inch to 54-inch diameter VCP and RCP sewers or HDPE sewers in steel casing between Mission Street and Lombard Street for a twin sewerage system along the entire corridor; Construct 187 concrete manholes along the new sewer alignment; Repair, replace, or construct approximately 2,215 LF of 6-inch or 8-inch side sewers and connect to the newly constructed main sewer; Construct 80 new concrete catch basins to ensure proper overland flow drainage around the proposed platforms and bulb-outs; Install 121 new cast iron water traps for existing catch basins to remain where connections to new main sewers are necessary; Construct approximately 2,200 LF of 10-inch diameter VCP culverts for new catch basins; Inspect newly constructed main sewers, side sewers and culverts by closed-circuit television (CCTV); Plug and fill to abandon approximately 1,800 LF of existing sewers where sewers are to be relocated.

Program: Interdepartmental Projects		Project Status: Construction		Environmental Status: Completed (EIR)	
Project Cost:			Project Schedule:		
Approved		\$25.00 M	Approved Oct-13		Dec-21
Forecast		\$25.00 M	Forecast Oct-13		Jun-23
Actual		\$20.85 M	Project Percent Complete: 78.2%		
					
Key Milestones:	Environmental**	Bid Advertisement	Construction NTP***	Construction Final Completion	
Current Forecast	See Note	N/A	01/16/18✓	12/30/22	

** The San Francisco County Transportation Authority (SFCTA) and the Federal Transit Administration (FTA) completed an EIR/EIS for the Van Ness BRT project (NOD filed on September 13, 2013). SFMTA is the project lead and contracting authority. SFCTA prepared an EIR for CEQA approval, which includes the SFPUC funded sewer improvement.

*** CMGC contract was awarded by SFMTA and NTP was given to Walsh Construction on October 27, 2016. NTP for the sewer work was obtained on January 16, 2018.

Progress and Status:

In the previous quarter, the Substantial Completion (SC) date for the overall contract was anticipated for Spring 2022, but SFMTA has yet to issue SC. If the SC date continues to slip, the Final Completion date would likely be delayed. Claim negotiations, related to schedule delays and differing site conditions, continue between SFMTA and the contractor. The delay in the SC date and time needed to resolve outstanding claims will continue to impact the project budget and schedule.

Issues and Challenges:

As reported last quarter, the delay in the SC date and claims negotiations, as noted above, continue to be a concern.



Sewer Completion along Van Ness

10002667 - Better Market Street Sewer Improvements - Phase 1

Description: In line with SSIP’s strategy to work with other City and County agencies on projects they initiated to protect value and function of wastewater facilities, SFPUC partnered with SFMTA and SFPW in the Better Market Street (BMS) State of Good Repair Program. This interdepartmental project will replace aging sewers. The SSIP will participate in this Program with the replacement of most of the sewers in Market Street, many of which are made of bricks and are over 100 years old in Market Street.

This project will consist of three blocks project on Market Street between 5th Street and 8th Street.

Program: Interdepartmental Projects		Project Status: Design		Environmental Status: Completed (EIR)	
Project Cost:			Project Schedule:		
Approved		\$15.00 M	Approved Jan-14		Sep-24
Forecast		\$15.00 M	Forecast Jan-14		Oct-28
Actual		\$1.85 M	Project Percent Complete: 16.5%		
Key Milestones:	Environmental** Approval	Bid Advertisement	Construction NTP	Construction Final Completion	
Current Forecast	10/18/19✓	01/15/25	08/04/25	02/26/27	

** SFPW is the project lead and contracting authority. They have received CEQA approval in 12/19, including SFPUC funded sewer improvements.

Progress and Status:

SFPUC’s proposed water and sewer scopes of work were deleted from the Better Market Street (BMS) Phase 1 Contract per the request of SFMTA and SFPW. To mitigate the risk of failure of sewer assets, the project team is coordinating with WWE/Sewer Operations to inspect the existing conditions of culverts that were originally part of the BMS Phase 1 Contract. Depending on the condition of the culverts, repair or replacement of the culverts may be initiated through this project. SFPUC’s sewer and water work on Market Street, between 5th to 7th Streets, are anticipated to be included in a future BMS contract (BMS Contract 2). SFPW and SFMTA will re-initiate the planning effort for BMS Contract 2 in Summer 2022 and SFPUC staff will be engaging in this planning effort. The extent of the scope is still in discussion between SFPW and SFMTA management and the lead-agency has not been determined.



Better Market Street – Rendering of proposed project

Issues and Challenges:







As reported last quarter, the BMS Phase 1 Contract (led by SFPW) is proceeding without SFPUC’s proposed water and sewer work. The schedule delay reflects the postponement of the proposed water and sewer work to a future BMS Contract 2.

I. SSIP Quarterly Report

10002776 - Taraval Sewer Improvements

Description: SFMTA is implementing the L Taraval Transit Improvements Program and SFPUC will be a partner to replace/upgrade sewers along the Taraval Corridor. Any sewer work required, whether it is sewer relocation, sewer rehabilitation or sewer replacement, will be undertaken as part of SFMTA's project.

The scope of the sewer work includes replacing approximately 19,000 LF of 12-inch to 36-inch diameter iron stone pipe (ISP), vitrified clay pipe (VCP), reinforced concrete pipe (RCP), or concrete sewers along Taraval Street between 15th Avenue and 46th Avenue, and Ulloa Street between Forest Side Avenue and 15th Avenue for a twin sewerage system.

Program: Interdepartmental Projects		Project Status: Construction		Environmental Status: Completed (CatEx)	
Project Cost:			Project Schedule:		
Approved		\$34.69 M	Approved Mar-16		Dec-23
Forecast		\$34.50 M	Forecast Mar-16		Jul-25
Actual		\$13.26 M	Project Percent Complete: 39.4%		
					
Key Milestones:	Environmental** Approval	Bid*** Advertisement	Construction NTP+	Construction+ Final Completion	
Current Forecast	(A) 04/17/17✓ (B) 04/17/17✓	10/02/18✓ 01/21/21✓	07/01/19✓ 12/01/21✓	07/02/21✓ 08/16/24	

+ Segment A (SF Zoo to Sunset Blvd – No 1306) and Segment B (Sunset Blvd to West Portal – No 1308)

** SFMTA is the project lead and contracting authority. The San Francisco County Transportation Authority (SFCTA) prepared the CEQA approval, except for the sewer and water scopes, which were separately completed by SFPUC.

*** Segment B was originally advertised on June 20, 2019 with bid opening held on September 12, 2019 and was re-bid on January 21, 2021.

Progress and Status:

The Segment A Contract: Project closeout continues.

The Segment B Contract: Construction work continues along north and south sides of Taraval Street, as well as along Ulloa Street between 15th to Forest Side Avenues.

Issues and Challenges:







As reported last quarter, the project completion has been extended to show the revised duration for Segment B construction.



Preparing for manhole construction at 31st and Taraval

10026828 - Mariposa Dry-Weather Pump Station & Force Main Improvements

Description: The proposed project consists of the following: Increase the dry weather pump capacity to handle a peak flow rate of 5.0 MGD; Demolish existing pump station building, underground structure, wet well, electrical system, and associated assets to make room for a new pump station; Obtain Art Commission approval; Obtain CEQA (CatEx) approval and other necessary permits (BCDC, Maher’s Ordinance, etc.) to construct the improvements; Construct a new pump station building, underground structures, and wet well by expanding the existing easement with SF Port; Construct new MCCs, DCS, PLC, panels, power service, and level monitoring system; Obtain permanent power supply from Power Enterprise; Replace the existing dry weather force main with a new larger diameter force main; Utility coordination and/or relocation related to the force main enlargement; Revise the existing MOU with SF Port to include additional permanent ROW needed for the new pump station (with an upfront payment for the 66-year lease); and Conduct public outreach to the community, including SF Port and its stakeholders.

Program: Pump Stations and Force Main Improvements	Project Status: Construction	Environmental Status: Completed (CatEx)
Project Cost:		Project Schedule:
Approved 	\$31.93 M	Approved Jul-14  Dec-22
Forecast 	\$31.93 M	Forecast Jul-14  Dec-22
Actual 	\$29.72 M	Project Percent Complete: 96.2%
		

Key Milestones:	Environmental Approval	Bid Advertisement	Construction NTP	Construction Final Completion
Current Forecast	04/25/17✓	04/04/18✓	01/28/19✓	10/03/22

Progress and Status:

During this quarter, construction team continues to work towards addressing comments to turnover the station, Contractor crews completed reprogramming. The site fencing was installed. Substantial Completion site inspection walkthrough was conducted with stakeholders, and punch-list was generated and conveyed to the Contractor.

The construction of force main work under Contract DB-128R2 has been completed, and staff continues to negotiate construction claims with the design-builder, and work towards final completion.

Issues and Challenges:

Substantial Completion was requested by the Contractor, but based on substantial completion walkthrough, a punch-list was generated and conveyed to the Contractor. Construction final completion has been extended for Contractor to address the punch-list items.









Exterior of the completed Mariposa Pump Station

I. SSIP Quarterly Report

10037251 - Seacliff No. 1 PS & FM Upgrade

Description: The purpose of this project is to replace Seacliff No. 1 PS and FM, in accordance with the Operational Reliability LOS Goal (Performance Requirements & Water Quality). This project includes planning (including condition assessment, needs identification, alternative analysis and conceptual engineering), design, right-of-way, environmental, bid and award, construction and closeout phases. Although the project scope depends on the outcome from the planning phase and scope freeze efforts, the current schedule and budget include the following assumptions and scopes of work: Replacement of pump station and wet-well at its existing location; Replacement of approximately 930 linear feet of 8-inch force main at the same alignment; Installation of a new connection from new pump station to CSD 005; Installation of flow monitoring devices for post-storm evaluation; Installation of floatable controls at the overflow structure to CSD 005; Installing a redundant pump for 'n+1' redundancy during wet weather.

As the current sewer assets are partially located on Federal/GGNRA property, substantial efforts with right-of-way coordination, environmental and other permitting is required. Potential impacts from the permitting and ROW coordination will be better quantified as the project progresses.

Program: Pump Stations and Forcemain Improvements		Project Status: Planning		Environmental Status: Active (CatEx)	
Project Cost:			Project Schedule:		
Approved		\$13.06 M	Approved Dec-20		Dec-29
Forecast		\$14.68 M	Forecast Dec-20		Dec-26
Actual		\$0.68 M	Project Percent Complete: 3.7%		
					
Key Milestones:	Environmental Approval	Bid Advertisement	Construction NTP	Construction Final Completion	
Current Forecast	07/11/23	01/24/24	06/19/24	12/22/25	

Progress and Status:

The project team is proceeding with Conceptual Engineering Report (CER).

Issues and Challenges:







As reported last quarter, the forecasted project budget has increased by \$1.6M to include additional analysis and evaluation during Needs Assessment Report/Alternative Analysis Report process and escalation costs. The forecasted project duration has been reduced to reflect the shortening of the design duration on current Right-of-Way needs.



Seacliff Pump Station No.1

10037246 - Seacliff No. 2 PS & FM Upgrade

Description: The purpose of this project is to rehabilitate Seacliff No. 2 PS and FM, in accordance with the Operational Reliability Level-of-Service Goals (State of Good Repair). This project includes Planning (including condition assessment, needs identification, alternative analysis and conceptual engineering), for the following scope of work and assumptions: assume existing PS can be rehabilitated and upgraded to meet current building codes; replace the three submersible pumps in kind (47 horsepower pumps); replace other mechanical and process equipment, including existing crane, bubbler system, piping, valves, inlet gate and operator, water system components, and washdown pump; provide protective coating to all exposed metal piping, fittings, and valves; replace all electrical equipment; upgrade fiber optic connection; address PS security needs, including providing perimeter camera, access key box at gate, egress compliant gate hardware and level lockset or panic hardware exit devise and solid panel surrounding lock; and replace existing eight-inch force main with 16-inch force main in the same alignment.

Program: Pump Stations and Forcemain Improvements	Project Status: Planning	Environmental Status: Not Initiated
Project Cost:		Project Schedule:
Approved 	\$16.84 M	Approved Dec-20  Sep-29
Forecast 	\$19.32 M	Forecast Dec-20  Jan-28
Actual 	\$0.60 M	Project Percent Complete: 3.9%
		

Key Milestones:	Environmental Approval	Bid Advertisement	Construction NTP	Construction Final Completion
Current Forecast	04/25/23	03/25/24	07/26/24	10/26/26

Progress and Status:

During this quarter, the planning phase progressed, and design team drafted the conceptual design report.

Issues and Challenges:

As reported last quarter, the project cost is forecasting an increase due to the additional scope. The schedule of the project was reduced because right of way agreements are not anticipated.









Seacliff No. 2 Pump Station and the CSD 007 discharge location at Baker Beach

I. SSIP Quarterly Report

10037303 - Sunnydale PS Safety Improvements

Description: The purpose of this project is to meet the Health, Safety and Security Level-of-Service Goal. Longer-term improvements at this station are in a separate project and scheduled later in the capital improvement program. This project includes Planning (including condition assessment, needs identification, alternative analysis and conceptual engineering), Design, Right-of-Way, Environmental, Bid and Award, Construction and Closeout Phases. Although the project scope depends on the outcome of the Planning Phase, the project includes the following scope of work and assumptions: Address safety risks from groundwater intrusion; Address Security Concerns, including: Install new security signage and upgrade lighting to dusk-activated LED lighting; Upgrade card readers and door contacts at all perimeter doors; Add interior presence sensing, connected to an intrusion detection panel and alarming to security; Furnish, install and configure video recording servers, management server and analytic servers including uninterruptable power supplies; Install video camera units and local recording; Evaluate and add gas detection system; Add site lighting at egress penthouse and entrance to station.

Program: Pump Stations and Forcemain Improvements		Project Status: Planning		Environmental Status: Active	
Project Cost:			Project Schedule:		
Approved		\$5.03 M	Approved Dec-20		May-26
Forecast		\$15.54 M	Forecast Dec-20		May-26
Actual		\$0.48 M	Project Percent Complete: 3.5%		
					
Key Milestones:	Environmental Approval	Bid Advertisement	Construction NTP	Construction Final Completion	
Current Forecast	03/14/23	09/08/23	04/01/24	07/01/25	

Progress and Status:

During this quarter, the project team confirmed with Power Enterprise on PG&E's ownership of the transformer providing power to the pump station and incorporated the recommendations of the corrosion assessment report into the draft Needs Assessment/Conceptual Engineering Report.

Issues and Challenges:






The project cost is forecasting an increase due to the additional scope.



Sunnydale Pump Station

10038469 - Pump Station Security Upgrades (Cesar Chavez, GFS,CHS, MMS)

Description: This project involves security upgrades at four pump stations: Cesar Chavez Pump Station (CCS), Griffith Street Pump Station (GFS), Channel Pump Station (CHS), Merlin Morris Pump Station (MMS). Each site will have its own specific upgrades which may include upgrading card readers and door contacts, replacing/repairing existing perimeter fence and fence support, upgrading lighting, adding security signage.

Program: Pump Stations and Forcemain Improvements		Project Status: Planning		Environmental Status: Not Initiated	
Project Cost:			Project Schedule:		
Approved		\$4.35 M	Approved Jul-21		Sep-25
Forecast		\$9.10 M	Forecast Jun-22		May-27
Actual		\$0.01 M	Project Percent Complete: 0.1%		
					
Key Milestones:	Environmental Approval	Bid Advertisement	Construction NTP	Construction Final Completion	
Current Forecast	02/29/24	09/19/24	01/15/25	10/26/26	

Progress and Status:

During this quarter, the planning phase was initiated.

Issues and Challenges:







There is a schedule variance of 11 months to the start of the project due to the delays in securing funding and resources to initiate the project. Additionally, the durations for planning and design phases are increased to procure a specialty consultant. And, there is an overall variance in the cost due to escalation, current estimates, and additional soft costs associated with the time extension and coordination efforts with WWE staff and Consultant support.

I. SSIP Quarterly Report

10038446 - Geary Underpass PS Safe Access Enhancements

Description: This project aims to improve access in and around the Geary Underpass Pump Station, in accordance with the Health, Safety, and Security LOS goal. This includes: Investigate options to improve maintenance access; Improve lighting and accessibility improvements to remove and replace pumps; Verify overhead mounted underpass lighting and install lighting near entrance, if none is present; Add handrail at entry steps, add ladder fall protection, and upgrade the guardrail at the well opening; Modify or replace stair guardrails where openings exceed 21 inches clear and at height < 42 inches; Provide handrails on both sides of stairs.

Geary Underpass Pump Station (PS) was constructed in 1960 and operates in wet weather to manage overland flows that collect at the Geary Boulevard underpass located near Fillmore Street. Existing access to this PS poses a hazard to operation and maintenance staff, who must walk beside high traffic areas and on a narrow pathway to reach the PS.

Program: Pump Stations and Forcemain Improvements		Project Status: Planning		Environmental Status: Not Initiated	
Project Cost:			Project Schedule:		
Approved		\$1.06 M	Approved Sep-21		Jul-27
Forecast		\$1.85 M	Forecast Jan-22		May-26
Actual		\$0.02 M	Project Percent Complete: 0.9%		
					
Key Milestones:	Environmental Approval	Bid Advertisement	Construction NTP	Construction Final Completion	
Current Forecast	12/09/22	03/26/24	06/20/24	05/20/25	

Progress and Status:

During this quarter, the project team met with operations and maintenance staff, and performed condition assessments of the station to discuss the project scope. The project team began preparing the project plan.

Issues and Challenges:

The project budget was updated, which reflects the updated construction cost with associated mark ups and escalation, and the associated soft cost support needed to deliver the project. The project schedule reflects delivery of the project using a job order contract vehicle.









Entrance to Geary Underpass Pump Station

10037245 - Brannan (019) CSD Gate & Baffle Rehab

Description: Scope of work for these CSDs are based on historical performance and WVE Operations video inspection records. The butterfly discharge valve is not working properly, thus the combined flow discharge get interrupted, when valve is not opening. In addition, the flap valve at the end of is stuck in open position and the CSD lacks baffle to control the floatables.

The components of the project at Brannan Combined Sewer Discharge (CSD) involves: Improving the discharge system either by restoring the weirs and passive system or repair of mechanical system and valve and actuator; Replace the flap gate with an inline check valve or another flap gate; Install baffle for floatables control; Conduct concrete patching and repair works and repair exposed rebar; Replace the access ladder.

Program: CSD and Transport/Storage Structures		Project Status: Planning	Environmental Status: Not Initiated	
Project Cost:		Project Schedule:		
Approved		\$6.93 M	Approved Dec-20	 Aug-25
Forecast		\$7.95 M	Forecast Dec-20	 May-26
Actual		\$0.23 M	Project Percent Complete: 2.5%	
				
Key Milestones:	Environmental Approval	Bid Advertisement	Construction NTP	Construction Final Completion
Current Forecast	09/27/23	01/19/24	08/05/24	08/06/25

Progress and Status:

The work on the Conceptual Engineering Report was put on hold in this quarter based on AGM request to perform additional hydraulic studies on the function of Combined Sewer Discharge (CSD). The work is expected to commence in the upcoming quarter.

Issues and Challenges:

The forecasted delay in project completion and the additional budget are due to anticipated added scope for backup relief weir, further tests and studies regarding the butterfly valve, hydraulic lines, and overall function of the Combined Sewer Discharge (CSD).









Non-operational butterfly valve at Brannan CSD

I. SSIP Quarterly Report

10037244 - Baker (009) Baffle Improvements

Description: The components of the project at Baker CSD involve the following: install a baffle on the east overflow weir; repair or replace western array of valves to stop leaking; repair eastern array of valves to prevent leaking; repair or replace deteriorated metal plumbing pipes; repair minor defects including missing aggregate and infiltration in connecting sewer; and patch and coat minor exposed aggregate in former Dissolved Air Flootation (DAF) chamber.

Program: CSD and Transport/Storage Structures		Project Status: Design		Environmental Status: Active	
Project Cost:			Project Schedule:		
Approved		\$2.26 M	Approved Dec-20		Mar-24
Forecast		\$2.86 M	Forecast Dec-20		Aug-24
Actual		\$0.29 M	Project Percent Complete: 7.2%		
					
Key Milestones:	Environmental Approval	Bid Advertisement	Construction NTP	Construction Final Completion	
Current Forecast	07/29/22	10/27/22	05/18/23	11/17/23	

Progress and Status:

The 65% design was completed in this quarter. Team will review and finalize it in the upcoming quarter.

Issues and Challenges:






As reported last quarter, the forecasted delay in project completion and the additional budget are due to additional time in planning and defining scope of this project.



Corroded Baffle support at Baker Street CSD

10038468 - System-wide CSD & T/S Monitoring Equipment Assessment

Description: The project involves a system-wide assessment of WWE’s CSD monitoring equipment for wet weather operations and reporting. The assessment may provide recommendations for replacement or relocation of sensors, calibration needs, technology upgrades, transfer from hard-wired to radio, new installations, additional access, or other recommendations. As an allowance, the project cost assumes replacement and conversion to wireless communication for existing sensors at the following CSD locations: CSD 001 – Lake Merced (3 sensors), CSD 002 – Vicente (3 sensors), CSD 003 – Lincoln (3 sensors), CSD 005 – Seacliff 1 (3 sensors), CSD 007 – Seacliff 2 (2 sensors), CSD 009 – Baker (1 sensor, relocated from Pierce CSD), CSD 025 – 6th Street (1 sensor), CSD 029 – Mariposa (3 sensors), CSD 031A – Islais Creek (1 sensor), CSD 041 – Yosemite (1 sensor) and CSD 043 – Sunnydale (1 sensor). An additional allowance of \$2,000,000 is also included for reliability improvements of sensors at other CSD locations based on the assessment results.

Program: CSD and Transport/Storage Structures		Project Status: Planning		Environmental Status: Not Applicable	
Project Cost:			Project Schedule:		
Approved		\$9.29 M	Approved Jul-21		Sep-26
Forecast		\$9.29 M	Forecast Jan-22		Feb-27
Actual		\$0.02 M	Project Percent Complete: 0.4%		
					

Key Milestones:	Environmental Approval	Bid Advertisement	Construction NTP	Construction Final Completion
Current Forecast	N/A	08/01/24	01/02/25	08/31/26

Progress and Status:

The project team is working on further defining the scope of work and is planning to conduct a project kick-off meeting with project stakeholders in the coming quarter.

Issues and Challenges:

As per the previous quarterly report, the project initiation delay is due to the re-evaluation effort of whether to cancel this project or re-prioritize it to start later within SSIP’s overall execution schedule. The project scope was refined to better address WWE’s needs due to the re-evaluation.








Existing field instrumentation equipment installed in a sewer manhole

I. SSIP Quarterly Report

10038547 - CSD Structure Rehab & Upgrades - Part 1

Description: Laguna (CSD 011): Clean and prepare pipe for decommissioning; Remove debris, and seal cracks; Demolish existing items; Relocate and/or cap existing utilities; Install permanent bulkheads at the seawall and Marina T/S Box; Apply anticorrosive coating to exposed ferrous metals; Perform dewatering; Install cellular concrete; Remove access manholes and backfill; Howard (CSD 018): Improve floatables control; Repair butterfly valve; Replace conduit; Patch and coat concrete and exposed rebar; Repair missing bricks and mortar; Seal cracks; Fourth St. North (CSD 023): Patch and coat concrete defects and exposed rebar; investigate potential pipe sag; repair missing bricks and mortar; seal cracks and fractures; Mariposa (CSD 029): Patch and coat concrete and exposed rebar; seal cracks; repair cracks and fractures; repair or replace manhole cover and ladder rungs; replace monitoring line brackets; Evans (CSD 037): Seal infiltration cracks and holes; patch and repair concrete defects; patch and repair exposed rebar and missing aggregate; repair or replace baffle brackets; Lake Merced (CSD 001): Seal infiltration cracks and holes; patch and coat concrete defects and exposed rebar; Lincoln CSD (003): Seal infiltration cracks and holes, patch and coat concrete defects and exposed rebar; seal cracks and fractures, remove abandoned-in-place flow monitoring equipment and cables.

Program: CSD and Transport/Storage Structures		Project Status: Planning	Environmental Status: Not Initiated	
Project Cost:		Project Schedule:		
Approved		\$36.38 M	Approved Jul-21	 Sep-28
Forecast		\$39.65 M	Forecast Jan-22	 Jan-29
Actual		\$0.03 M	Project Percent Complete: 0.1%	
				
Key Milestones:	Environmental Approval	Bid+ Advertisement	Construction NTP+	Construction+ Final Completion
Current Forecast	(A) 09/28/23 (B) 04/05/24 (C) 04/04/25 (D) 04/07/26	02/14/24 07/31/24 07/31/25 08/03/26	07/01/24 01/02/25 01/02/26 01/04/27	07/30/25 12/31/25 12/31/26 12/30/27

+ Project has 4 subprojects: A) Laguna & Howard Streets CSDs; (B) Mission Bay CSD; (C) TBD #1; and (D) TBD #2.

Progress and Status:

The Planning effort started during this period for Laguna and Howard Combined Sewer Discharges (CSD). The team inspected the structure along with a specialized contractor for condition assessment. The contractor will send a proposal for assessment in the upcoming quarter.

Issues and Challenges:

The project is forecasting an increase in cost for construction and associated soft costs due to escalation. And there is a schedule variance to include the additional time needed during pre-planning to re-prioritize the CSDs and refine the subproject schedules.



Howard St. CSD discharge pipe

10026810 - Yosemite Green Infrastructure

Description: The upper reach of the Yosemite Creek Daylighting project would daylight the creek along a portion of the historic creek path, from Yosemite Marsh in McLaren Park to Woolsey and Hamilton Streets. This project diverts flows from the sewer using swales, vegetated channels, rain gardens, piped sections and a constructed wetland/detention basin/bio-swale system. This project is also referred to as “Upper Yosemite Creek Daylighting”. This project will provide plant establishment and/or monitoring of the following GI projects, Islais Creek, Sunset, North Shore, Lake Merced, Sunnydale, Richmond, Channel and Yosemite.

Program: Early Implementation Projects		Project Status: Planning		Environmental Status: Completed (CatEx)	
Project Cost:			Project Schedule:		
Approved		\$17.10 M	Approved Dec-12		Jun-26
Forecast		\$20.70 M	Forecast Dec-12		Oct-27
Actual		\$3.87 M	Project Percent Complete: 26.7%		
Key Milestones:	Environmental Approval	Bid Advertisement	Construction NTP	Construction Final Completion	
Current Forecast	08/15/17✓	03/06/23	08/02/23	07/03/25	

Progress and Status:

During this quarter, the contract between the San Francisco Public Utilities Commission (SFPUC) and Brown & Caldwell/SRT Joint Venture (B&C/SRT JV) for PR0.0123 - Green Infrastructure Engineering was signed. The SFPUC is soliciting design fee proposals from San Francisco Public Works (SFPW) for landscape design of Yosemite Station; and for hydraulic and civil design of the sidewalks and roadways. The negotiation with B&C/SRT JV for design services commenced. Next quarter, design work is forecast to start.

Issues and Challenges:

The procurement of design services has required more time than anticipated. Consequently, the forecast project schedule has been extended to reflect this delay. Due to delays associated with procurement of a design consultant that extended the project schedule, construction cost escalation increased. The budget variance results partially from rising construction costs. Curb ramps, sidewalks and retaining walls have been added to the project scope to conform with SFPW Disability Access Coordinator’s requirements. This additional scope contributes to construction cost increase.









Yosemite Station along Wayland Street provides outdoor educational opportunities for creek restoration and ecology.

I. SSIP Quarterly Report

10026816 - Wawona Area Stormwater Improvement Project

Description: The objective of this project is to minimize flooding at the intersection of 15th Avenue and Wawona Street and manage stormwater in the surrounding neighborhood. The intersection of 15th and Wawona has been susceptible to recurring flooding associated with moderate and heavy storms and do not meet the defined SSIP level of service. This intersection is lower in elevation than the surrounding areas and when the sewers fill to capacity in large storms, the excess stormwater runoff and manhole surcharges travel downstream and reach the intersection, resulting in ponding water on adjacent properties. This project will divert combined sewer flows from the existing sewer upstream of the intersection into a new sewer pipe on Vicente Street, extending from Wawona Street to 34th Ave.

Program: Watershed Stormwater Management		Project Status: Construction		Environmental Status: Completed (CatEx)	
Project Cost:			Project Schedule:		
Approved		\$45.00 M	Approved Jul-16		Jul-24
Forecast		\$38.90 M	Forecast Jul-16		Dec-24
Actual		\$16.22 M	Project Percent Complete: 41.2%		
					
Key Milestones:	Environmental Approval	Bid Advertisement	Construction NTP	Construction Final Completion	
Current Forecast	06/01/20✓	10/30/20✓	07/26/21✓	03/12/24	

Progress and Status:

The tunnel portion of the new auxiliary sewer was completed in this quarter. Sewer installation from 34th Ave toward 19th Ave and portions of water distribution replacement were completed. Contractor started dismantling the tunnel launching shaft and installation of sewer on the east side, which will continue in the upcoming quarter.

Issues and Challenges:







As previously reported, the project budget forecast is less due to the construction contract bid being below the engineer's estimate. Additionally, the construction final completion and the project completion dates are delayed by 5 months due to the late finish of the Bid and Award Phase.



Contractor is installing the final pieces of the sewer tunnel through the launching shaft at 20th Ave and Vicente St.

10029726 - Watershed Stormwater Management (Planning Only)

Description: This project includes planning and preliminary design support for the watershed stormwater management and implementation of green infrastructure projects. This Watershed Stormwater Management Project planning effort will conduct ongoing smaller and localized watershed assessments as needed to ensure that the prioritized projects are responsive to changing neighborhood conditions and new data. Issues continuing to evolve include: changes in regulations, ordinances and codes such as the Non-potable Ordinance, drought, reductions in dry weather flow, the development of surface flooding solutions, sea level rise, emerging one water technologies and the formation of new neighborhood plans and district As a result of this work GI capital project planning will reflect the best state of knowledge about the Collection System.

Program: Watershed Stormwater Management		Project Status: Planning		Environmental Status: Not Applicable	
Project Cost:			Project Schedule:		
Approved		\$9.00 M	Approved Jul-16		Jun-22
Forecast		\$19.00 M	Forecast Jul-16		Jun-32
Actual		\$6.26 M	Project Percent Complete: 67.0%		
					
Key Milestones:	Environmental Approval	Bid Advertisement	Construction NTP	Construction Final Completion	
Current Forecast	N/A	N/A	N/A	N/A	

Progress and Status:

Similar to last quarter, the project team provided technical support for Flood Resilience Programmatic Strategies, green infrastructure projects and programs, and billing system upgrades. During the current quarter, the project team coordinated with San Francisco Recreation and Park Department on the Buchanan Street Mall green infrastructure project.

Issues and Challenges:

The project budget was increased, and the schedule extended to provide \$1M per year for the next 10-years. Ongoing funding for green infrastructure planning efforts is necessary to respond to regulatory requirements and evolving objectives and programs associated with green infrastructure stormwater management. Starting in FY22-23, flood resilience and green infrastructure planning activities will no longer be funded under the same project (GI01). A separate project for flood resilience planning (FR01) will be established, facilitating more targeted reporting.

I. SSIP Quarterly Report

10034553 - Green Infrastructure Grant Program (GIGP)

Description: The Green Infrastructure Grant Program (GIGP) offers grants to large public and private property owners to manage stormwater onsite and improve the performance of the collection system during wet weather. The Green Infrastructure Grant Program (GIGP) was established with several objectives: to manage stormwater using green infrastructure, to manage stormwater cost effectively, and to provide customers impacted by the anticipated stormwater cost allocation a mechanism to reduce their stormwater runoff and fees. The grant will cover the costs of design and construction of an approved stormwater management feature, such as rain gardens, permeable pavement, cisterns, and vegetated roofs. The maximum grant award is \$765,000 per acre of impervious surface managed, up to \$2 million in funding. Maintenance responsibility for the GI lies with the property owner and inspection responsibility with the SFPUC. In order for an application to be considered for funding, the project must meet minimum criteria including: managing stormwater runoff from a minimum impervious area of 0.5 acres; capturing the 90th percentile storm (0.75-inch depth) with the proposed green infrastructure features; and providing co-benefits to the community. The SFPUC has allocated \$25M from FY18 - FY27 for the program. The program will be administered by the SFPUC Wastewater Enterprise with project management support from the Infrastructure Division.

Program: Watershed Stormwater Management	Project Status: Construction	Environmental Status: Not Applicable		
Project Cost:		Project Schedule:		
Approved	\$25.00 M	Approved Jul-18		Jun-29
Forecast	\$61.32 M	Forecast Jul-18		Jun-33
Actual	\$2.91 M	Project Percent Complete: 7.2%		
 Approved; Actual Cost; Forecast				
Key Milestones:	Environmental Approval	Bid Advertisement	Construction NTP	Construction Final Completion
Current Forecast	N/A	N/A	N/A	N/A

Progress and Status:

During the second quarter of 2022, the PUC received no new Green Infrastructure Grant applications, nor were any new projects awarded. For grant projects in the design phase, project design started for the green infrastructure at St Anne of the Sunset Church and School, and the design team completed project design for the green infrastructure St. Thomas More School. Construction started at Lycee Francais SF Ortega Campus during the second quarter.

Issues and Challenges:

The PUC WWE has identified the Green Infrastructure Grant Program as a cost-effective tool to increase the volume of stormwater managed by green infrastructure in San Francisco. The increase to the project schedule and budget variance reflects the WWE's commitment to maximize the impact of green infrastructure stormwater management via grants to private parcel owners in San Francisco.









Concept Plan for St. Thomas Moore Greek Orthodox Church

10029730 - Operational Decision System Phase 2

Description: This project would integrate available data in the collection system (levels, flows, pump status, etc.) with rainfall prediction data (from National Oceanic and Atmospheric Administration). The rainfall prediction data will be coupled with WWE’s collection system hydraulic model to project the likely impact of approaching storms and generate specific operational recommendations for managing flows. Phase 2 builds upon Phase 1 (CWWSIPFCRP02) for a citywide installation.

Program: Advanced Rainfall and Operation Decision System	Project Status: Construction	Environmental Status: Not Applicable
---	---	---

Project Cost:		Project Schedule:	
Approved 	\$6.72 M	Approved Feb-17 	Sep-25
Forecast 	\$6.72 M	Forecast Feb-17 	Sep-25
Actual 	\$3.78 M	Project Percent Complete: 60.2%	
			

Key Milestones:	Environmental Approval	Bid+ Advertisement	Construction NTP+	Construction+ Final Completion
Current Forecast	N/A	12/18/17✓	02/22/18✓	06/30/25

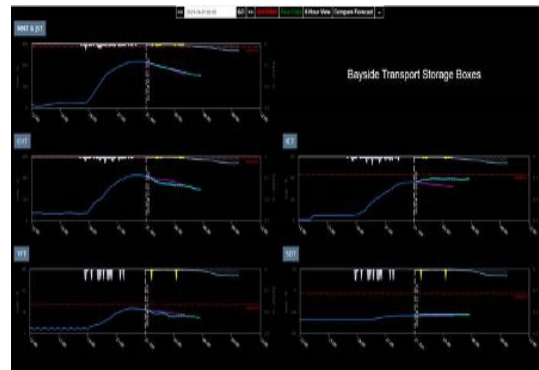
+This is a software development project. NTP represents the date of award for software development agreement.

Progress and Status:

The Operational Decision System project team continued to conduct quality assurance/quality control of the database during this reporting quarter.

Issues and Challenges:

None at this time.









One of the Operational Decision System screens

I. SSIP Quarterly Report

10034360 - Lower Alemany Area Stormwater Improvement Project

Description: The Lower Alemany area surrounding the US 101 and I-280 interchange has been susceptible to recurring flooding associated with moderate and heavy storms and do not meet the defined SSIP level of service (LOS). The primary objective of the Lower Alemany Area Stormwater Improvement Project is to address the SSIP LOS goals of managing stormwater and minimizing flooding from a 5-year 3-hour storm. This project will include planning, design and construction to improve stormwater conveyance away from the Lower Alemany area neighborhood and consequently to minimize flooding during the LOS storm.

Program: Flood Resilience Projects		Project Status: Planning		Environmental Status: Active (CatEx)	
Project Cost:			Project Schedule:		
Approved		\$286.46 M	Approved Jan-19		Mar-28
Forecast		\$299.56 M	Forecast Jan-19		Sep-28
Actual		\$3.49 M	Project Percent Complete: 5.0%		
					
Key Milestones:	Environmental Approval	Bid Advertisement	Construction NTP	Construction Final Completion	
Current Forecast	01/09/24	08/22/24	01/09/25	03/15/28	

Progress and Status:

In this quarter, the project team began drilling bore holes to obtain geotechnical data and environmental soil samples. The team will begin potholing and collecting traffic counts in the upcoming quarter.

Issues and Challenges:

Similar to last quarter, the duration for planning is extended due to the delay in awarding the specialized engineering, consultant contract to facilitate Commissioner's concerns. The forecast project cost is increased due to escalation with the schedule delay.



Flooding at the I-280/Hwy 101 interchange at Lower Alemany area, during the rainfall of February 13, 2019

10026818 - Folsom Area Stormwater Improvement Project

Description: This project includes the planning and design phases to improve stormwater conveyance away from the 17th and Folsom neighborhood to minimize flooding. The scope consists of: Design of approximately 12,500 LF of new combined sewer boxes and pipes in the neighborhood immediately adjacent to 17th and Folsom; Design of approximately 5,100 LF of 12' I.D. tunnel bore; Environmental clearance for both the upstream traditional open cut work and the tunnel bore; Modification of a Caltrans foundation to allow the tunnel to pass through; Launch shaft and staging area for the tunnel bore in the proximity of Florida Street and Alameda Street; Turning shaft for the tunnel boring machine in the vicinity of De Haro and Alameda Street; Underpinning of the Division Sewer Box to allow crossing of the tunnel bore; Receiving shaft for the tunnel bore in the vicinity of the Channel Transport and Storage Box; Due to the uncertainty of Caltrans approval and property acquisition for the approved tunnel alignment on Alameda Street, the project also developed an alternative tunnel route on 17th Street. The 17th Street alternative may be adopted into the project scope in the event the Alameda route becomes infeasible, at some point in the future.

Program: Flood Resilience Projects		Project Status: Design		Environmental Status: Active (CatEx)	
Project Cost:			Project Schedule:		
Approved		\$38.00 M	Approved Jul-16		Jan-23
Forecast		\$38.41 M	Forecast Jul-16		Dec-23
Actual		\$12.76 M	Project Percent Complete: 52.0%		
Key Milestones:	Environmental Approval	Bid+ Advertisement	Construction NTP+	Construction+ Final Completion	
Current Forecast	09/27/22	N/A	N/A	N/A	

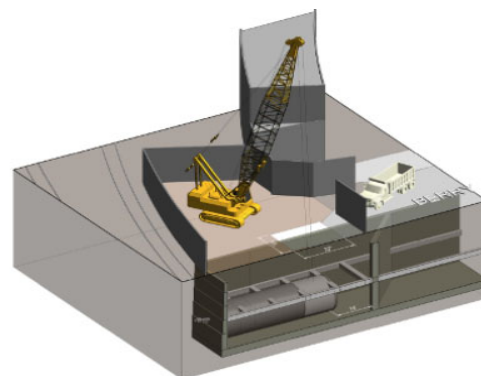
+ Project includes Planning, Environmental, Right of Way and Design Phases only.

Progress and Status:

In this quarter, the City team reviewed the 65% design for the Alameda Street Wet Weather Tunnel Contract, completed the 95% design for the initial Folsom Contract (WW-719A) and determined the layout for the Harrison and Treat Street Sewer Box. The Folsom project requires extensive staging on private property and permanent improvements through private property in order to be implemented.

Issues and Challenges:

As previously reported, the 12 month delay is due to forecast duration increases in the right-of-way acquisition process and unanticipated design complexity and design changes based on conditions in the field. The increase in budget is due to the increased design complexity and design changes.



The proposed Tunnel Boring Machine (TBM) retrieval shaft at Berry Street

8. On-Going Construction**

Construction Contract	Schedule			Budget		Variance (Approved - Forecast)		Actual % Complete
	NTP Date	Approved Construction Final Completion	Current Forecasted Construction Final Completion*	Approved Contract Cost	Current Forecasted Cost*	Schedule (Cal. Days)	Cost	
Biosolids Digester Facilities Project								
10015796 Bisosolids Digester Facilities Project - Scope II - Foundation and Pile Installation (Issued POs for 2 Packages)	07/01/20	08/31/26	04/14/23	\$ 222,711,103	\$ 222,711,103	1,235	-	97.9%
10015796 Bisosolids Digester Facilities Project - Scope II - Remainder of Scope II (Issued POs for 16 Packages)	07/01/20	08/31/26	05/12/28	\$ 228,459,737	\$ 228,459,737	(620)	-	10.9%
New Headworks (Grit) Replacement								
10015807 Southeast Water Pollution Control Plant New Headworks Facility - SCOPE III (issued POs for 52 Packages)	07/22/19	02/29/24	02/29/24	\$ 318,386,083	\$ 318,386,083	-	-	47.0%
Southeast Plant (SEP) Improvements								
10002284 SEP Power Feed and Primary Switchgear Upgrades	10/05/20	02/23/24	02/23/24	\$ 31,274,548	\$ 31,274,548	-	-	28.0%

Note: * The Forecasted Cost includes all approved, pending, and potential change orders, and Final Completion Date includes all approved, pending, and potential change orders, and trends.

** This table is reflecting Active construction contract with original contract amount greater than \$1M.

I. SSIP Quarterly Report

Q4-FY2021-2022 (04/01/22 - 06/30/22)

Construction Contract	Schedule			Budget		Variance (Approved - Forecast)		Actual % Complete
	NTP Date	Approved Construction Final Completion	Current Forecasted Construction Final Completion*	Approved Contract Cost	Current Forecasted Cost*	Schedule (Cal. Days)	Cost	
Southeast Plant (SEP) Improvements								
10015810 SEP Seismic Reliability and Condition Assessment Improvements (WW-665)	09/09/19	03/31/21	09/30/22	\$ 10,477,273	\$ 9,907,273	(548)	\$ 570,000	98.0%
Oceanside Plant (OSP) and Westside Pump Station (WSS) Improvements								
10029736 Westside Pump Station Reliability Improvements	04/19/21	02/02/24	02/02/24	\$ 53,161,130	\$ 53,161,130	-	-	6.0%
10029736 Westside Pump Station Reliability Improvements	04/19/21	02/02/24	02/02/24	\$ 48,433,074	\$ 48,433,074	-	-	12.9%
10029737 Oceanside Water Pollution Control Plant Digester Gas Utilization Upgrades	11/26/18	03/17/22	06/01/23	\$ 40,513,153	\$ 40,513,153	(441)	-	85.0%
North Point Facility (NPF) Improvements								
10026822 NPF Clarifier Improvements	04/19/21	05/08/23	05/08/23	\$ 30,382,865	\$ 30,382,865	-	-	21.6%
Interceptors / Tunnels and Odor Control								
10034718 New Montgomery, Jessie, Minna, and Mission Streets Brick Sewer Rehabilitation	08/30/21	03/23/23	03/23/23	\$ 7,417,783	\$ 7,417,783	-	-	60.0%

Note: * The Forecasted Cost includes all approved, pending, and potential change orders, and Final Completion Date includes all approved, pending, and potential change orders, and trends.

** This table is reflecting Active construction contract with original contract amount greater than \$1M.

*** Contracts performed under SFMTA/SFPW.

I. SSIP Quarterly Report

Q4-FY2021-2022 (04/01/22 - 06/30/22)

Construction Contract	Schedule			Budget		Variance (Approved - Forecast)		Actual % Complete
	NTP Date	Approved Construction Final Completion	Current Forecasted Construction Final Completion*	Approved Contract Cost	Current Forecasted Cost*	Schedule (Cal. Days)	Cost	
Interdepartmental Projects ***								
10002664 Van Ness Corridor Transit Improvement Project (sewer only)	01/16/18	06/30/22	12/30/22	\$ 17,649,795	\$ 17,649,795	(183)	-	99.7%
Pump Stations and Forcemain Improvements								
10026828 Mariposa Dry Weather Pump Station Improvements	01/28/19	06/27/22	10/03/22	\$ 18,100,337	\$ 18,100,337	(98)	-	95.0%
Stormwater Management								
10026816 Wawona Area Stormwater Improvement Project	07/26/21	03/12/24	03/12/24	\$ 29,312,100	\$ 29,312,100	-	-	22.0%
10029730 Operational Decision System Phase 2****	02/28/18	06/30/25	06/30/25	\$ 2,261,937	\$ 2,261,937	-	-	56.0%

Program Total for On-Going Construction	Approved Contract Cost	Current Forecasted Cost	Variance	
			Cost	Percent
	\$ 1,058,540,918	\$ 1,057,970,918	+\$570,000	+0.1%

Note: * The Forecasted Cost includes all approved, pending, and potential change orders, and Final Completion Date includes all approved, pending, and potential change orders, and trends.

** This table is reflecting Active construction contract with original contract amount greater than \$1M.

9. PROJECTS IN CLOSEOUT

Project Title	2016 Baseline Construction Phase Completion	2020 Approved Construction Phase Completion	Current Approved Construction Phase Completion	Actual Construction Phase Completion	2016 Baseline Construction Phase Budget	2020 Approved Construction Phase Budget	Current Approved Construction Phase Budget	Construction Phase Expenditures To Date
Central Bayside System Improvement Project (CBSIP)								
10002102 - Central Bayside System Improvement Project - Phase 1	N/A	N/A	N/A	N/A	\$ 0	\$ 0	\$ 0	\$ 0
Interceptors / Tunnels and Odor Control								
10033745 - Mission Street, 16th to Cesar Chavez Streets, Brick Sewer Rehabilitation	11/22/22	11/22/22	05/31/22	01/29/22	\$ 15,396,000	\$ 15,396,000	\$ 6,548,104	\$ 5,590,023
10002760 - Cargo Way Sewer Box Odor Reduction	N/A	01/11/21	06/30/22	04/26/22	\$ 0	\$ 4,311,000	\$ 5,204,232	\$ 4,633,216
Interdepartmental Projects								
10002670 - Geary BRT Sewer Improvements Phase 1	01/14/19	08/10/20	01/11/21	06/30/22	\$ 12,383,000	\$ 9,536,000	\$ 9,171,418	\$ 7,803,455
10002687 - Mission Bay Loop Sewer Improvement	05/03/17	06/29/18	06/30/21	12/01/20	\$ 945,000	\$ 381,445	\$ 306,347	\$ 261,347
Pump Stations and Forcemain Improvements								
10002419 - Force Main Rehab at Embarcadero and Jackson Streets	06/11/18	04/30/21	02/22/22	04/22/22	\$ 3,856,000	\$ 6,985,040	\$ 7,423,452	\$ 7,201,853
10002485 - Griffith Pump Station Improvements	01/18/19	06/07/19	03/31/21	01/27/21	\$ 5,529,000	\$ 12,035,100	\$ 11,761,006	\$ 11,465,247
CSD and Transport/Storage Structures								
10002303 - Beach and Sansome Street CSD Rehabilitation	06/19/19	10/31/19	02/26/21	06/30/22	\$ 1,691,000	\$ 1,909,147	\$ 4,569,529	\$ 3,880,127
10002344 - CSD Backflow Prevention and Monitoring	04/05/21	10/30/20	03/31/22	04/12/22	\$ 10,174,000	\$ 8,791,204	\$ 7,209,532	\$ 4,285,112
10002378 - 5th, North 6th and Division Street CSD Rehabilitation	01/14/20	10/31/19	02/26/21	01/23/21	\$ 3,008,000	\$ 3,589,960	\$ 3,375,064	\$ 3,617,231
Early Implementation Projects								
10026805 - Sunset Green Infrastructure	12/31/20	03/31/21	03/31/21	09/23/21	\$ 6,524,035	\$ 4,755,157	\$ 4,397,630	\$ 4,110,363
10026809 - Richmond Green Infrastructure	04/30/21	10/30/20	12/04/20	09/30/22	\$ 5,589,250	\$ 7,358,939	\$ 8,296,812	\$ 8,330,937
Flood Resilience Projects								
10026820 - Hydraulic and Drainage Sewer Improvements	N/A	06/29/18	09/08/18	09/08/18	\$ 0	\$ 5,887,270	\$ 3,557,202	\$ 3,557,202
TOTAL					\$ 65,095,285	\$ 80,936,262	\$ 71,820,327	\$ 64,736,113

I. SSIP Quarterly Report

10. COMPLETED PROJECTS

Project Title	2016 Baseline Project Completion	2020 Approved Project Completion	Current Approved Project Completion	Actual Project Completion	2016 Baseline Project Budget	2020 Approved Project Budget	Current Approved Project Budget	Project Expenditures To Date
Southeast Plant (SEP) Improvements								
10015553 - Biofuel Alternative Energy	03/31/16	03/31/16	03/31/16	03/31/16	\$ 1,855,143	\$ 1,862,449	\$ 1,862,449	\$ 1,862,449
10026824 - SEP Oxygen Generation Plant	06/10/16	06/10/16	06/10/16	06/10/16	\$ 11,781,151	\$ 11,135,740	\$ 11,135,740	\$ 11,135,740
10015808 - SEP Existing Digester Roof Repairs	07/29/16	03/03/16	03/03/16	03/03/16	\$ 16,625,297	\$ 15,438,647	\$ 15,438,647	\$ 15,438,647
10026825 - SEP Primary and Secondary Clarifier Upgrades	08/31/18	01/21/19	01/21/19	01/21/19	\$ 36,016,280	\$ 32,890,491	\$ 32,890,491	\$ 32,583,576
10002192 - SEP 521/522 and Disinfection Upgrades	01/18/19	02/02/21	02/02/21	06/30/21	\$ 41,613,516	\$ 45,016,932	\$ 45,016,932	\$ 44,802,184
10026826 - SEP Existing Digester Gas Handling Improvements	03/05/19	02/28/20	02/28/20	02/28/20	\$ 22,143,317	\$ 19,347,342	\$ 19,347,342	\$ 15,878,503
10015811 - SEP Oxygen Generation Plant 01	12/31/18	11/21/19	11/21/19	11/21/19	\$ 9,030,106	\$ 8,697,217	\$ 8,697,217	\$ 8,697,217
Oceanside Plant (OSP) Improvements								
10029739 - OSP Condition Assessment Repairs	06/28/21	12/31/20	12/31/20	01/29/21	\$ 15,843,037	\$ 13,848,737	\$ 13,848,737	\$ 11,630,774
10029740 - OSP Odor Control Optimization	04/15/22	02/05/20	02/05/20	02/05/20	\$ 5,129,029	\$ 1,678,517	\$ 1,678,517	\$ 1,207,197
North Point Facility (NPF) Improvements								
10026821 - Northpoint Outfall Refurbishment	08/27/18	10/31/18	10/31/18	10/31/18	\$ 17,775,621	\$ 18,183,639	\$ 18,183,639	\$ 18,183,639
Interceptors / Tunnels and Odor Control								
10002554 - Richmond Transport Modeling	06/30/14	06/30/14	06/30/14	06/30/14	\$ 86,883	\$ 86,883	\$ 86,883	\$ 86,883
10002641 - Collection System Condition Assessment	04/09/20	03/31/21	03/31/21	03/31/21	\$ 10,912,000	\$ 4,933,000	\$ 4,933,000	\$ 4,909,939
10002689 - Drumm and Jackson Streets Sewer System Improvement	12/14/18	12/31/20	12/31/20	12/31/20	\$ 11,126,000	\$ 6,470,172	\$ 6,470,172	\$ 6,470,881
10031676 - Rutland Sewer Improvements	04/26/18	09/21/18	09/21/18	09/21/18	\$ 1,500,000	\$ 1,500,000	\$ 1,500,000	\$ 1,501,363
Interdepartmental Projects								
10002672 - Central Subway Sewer Improvements	02/28/17	06/28/19	06/28/19	06/28/19	\$ 3,956,000	\$ 3,120,000	\$ 3,120,000	\$ 3,108,430
10031546 - Masonic Avenue Sewer Improvements	05/07/18	06/28/19	06/28/19	06/28/19	\$ 3,921,000	\$ 3,200,000	\$ 3,200,000	\$ 2,995,772
Pump Stations and Forcemain Improvements								
10002417 - Hudson Ave Pump Station and Outfall Improvements	02/28/18	10/31/17	10/31/17	10/31/17	\$ 594,000	\$ 281,639	\$ 281,639	\$ 281,639
10026829 - Cesar Chavez Pump Station	05/26/16	05/26/16	05/26/16	05/26/16	\$ 185,000	\$ 178,360	\$ 178,360	\$ 178,360
10002465 - Marin Street Sewer Replacement	08/03/18	01/23/20	01/23/20	01/23/20	\$ 3,926,000	\$ 5,968,190	\$ 5,968,190	\$ 5,968,191
10002138 - North Shore to Channel F M Drainage Improvement	06/06/17	06/06/17	06/06/17	06/06/17	\$ 29,800,000	\$ 17,300,000	\$ 17,300,000	\$ 17,300,000

Project Title	2016 Baseline Project Completion	2020 Approved Project Completion	Current Approved Project Completion	Actual Project Completion	2016 Baseline Project Budget	2020 Approved Project Budget	Current Approved Project Budget	Project Expenditures To Date
CSD and Transport/Storage Structures								
10002299 - Richmond Transport/Storage Tunnel Rehabilitation	05/13/19	12/31/20	12/31/20	12/31/20	\$ 4,873,000	\$ 600,000	\$ 600,000	\$ 589,972
Early Implementation Projects								
10031477 - Cesar Chavez Green Infrastructure	06/28/13	06/28/13	06/28/13	06/28/13	\$ 1,374,143	\$ 1,374,143	\$ 1,374,143	\$ 1,395,847
10015558/10026813 - Islais Creek Green Infrastructure	10/30/26	04/24/18	04/24/18	04/24/18	\$ 4,929,908	\$ 5,341,855	\$ 5,341,855	\$ 2,439,303
10031465 - North Shore Green Infrastructure	03/31/20	12/31/18	12/31/18	12/31/18	\$ 2,493,272	\$ 1,716,993	\$ 1,716,993	\$ 1,721,677
10026807 - Lake Merced Green Infrastructure	07/31/20	04/24/18	04/24/18	04/24/18	\$ 7,316,074	\$ 6,268,452	\$ 6,268,452	\$ 6,286,478
10031676 - Sunnydale Green Infrastructure	11/30/20	09/30/19	09/30/19	09/30/19	\$ 4,950,001	\$ 5,432,099	\$ 5,432,099	\$ 5,074,593
10031473 - Channel Green Infrastructure	09/17/20	08/31/18	08/31/18	08/31/18	\$ 4,569,648	\$ 2,227,221	\$ 2,227,221	\$ 2,198,796
Urban Watershed Assessment								
10015816 - Urban Watershed Assessment and Planning Initiation	06/28/13	06/28/13	06/28/13	06/28/13	\$ 3,102,671	\$ 3,102,671	\$ 3,102,671	\$ 3,102,671
10015817 - Urban Watershed Assessment and Planning	04/04/17	06/30/17	06/30/17	06/30/17	\$ 14,260,844	\$ 14,260,866	\$ 14,260,866	\$ 14,155,922
Advanced Rainfall and Operation Decision System								
10029728 - Advanced Rainfall Prediction - Part 1	06/29/18	06/29/18	06/29/18	06/29/18	\$ 3,254,000	\$ 1,639,552	\$ 1,639,552	\$ 1,488,628
10029729 - Operational Decision System Phase 1	09/30/16	09/30/16	09/30/16	09/30/16	\$ 1,000,921	\$ 967,572	\$ 967,572	\$ 944,709
Flood Resilience Projects								
10026811 - 17th and Folsom Wet Weather Storage	03/31/16	05/06/16	05/06/16	05/06/16	\$ 1,012,352	\$ 898,623	\$ 898,623	\$ 898,623
10026814 - Flood Resilience Analysis (Planning Phase Only)	05/31/17	02/28/17	02/28/17	02/28/17	\$ 2,505,999	\$ 2,176,246	\$ 2,176,246	\$ 2,176,246
10026815 - Flood Resilience - Early Projects (Planning Phase Only)	12/30/16	12/30/16	12/30/16	12/30/16	\$ 5,708,749	\$ 4,039,190	\$ 4,039,190	\$ 4,037,057
10026817 - Cayuga Ave Stormwater Detention Project	01/07/20	03/29/19	03/29/19	03/29/19	\$ 8,253,000	\$ 453,576	\$ 453,576	\$ 452,053
10026819 - 17th and Folsom Permanent Barriers	04/02/18	03/29/19	03/29/19	03/29/19	\$ 2,656,000	\$ 175,540	\$ 175,540	\$ 175,540
Land Reuse								
10031815 - Land Reuse of 1800 Jerrold Avenue	02/01/19	12/31/19	12/31/19	12/31/19	\$ 90,000,000	\$ 84,805,836	\$ 84,805,836	\$ 84,354,151
10029734 - Land Reuse of 1801 Jerrold Avenue	12/04/17	03/31/21	03/31/21	12/24/21	\$ 8,244,010	\$ 5,100,000	\$ 5,100,000	\$ 767,372
TOTAL					\$ 414,323,972	\$ 351,718,389	\$ 351,718,389	\$ 336,481,021

This page is intentionally left blank



II. Facilities and Infrastructure Program





1. PROGRAM DESCRIPTION

The Wastewater Facilities and Infrastructure Program will encompass those capital improvements that fall outside of the Sewer System Improvement and Renewal and Replacement Programs. These capital projects are intended to provide for necessary upgrades to aging facilities which are not addressed by the SSIP or R&R to maintain their intended functions. Projects will include improvement to Treasure Island wastewater facilities and improvements to wastewater support facilities (office consolidation, Southeast Community Facility).

The Wastewater Facilities and Infrastructure Program will address the following challenges:

- Uphold the SFPUC Wastewater Enterprise Levels of Service (LOS);
- Protect the structural integrity of critical City infrastructure;
- Streamline core operational functions and processes;
- Employ energy efficiency components, stormwater management enhancements, seismic upgrades, spatial improvements, safety and security improvements, and other essential improvements to modernize existing facilities to current standards;
- Provide benefits to surrounding communities.

2. PROGRAM STATUS

This Quarterly Report presents the progress made on the Facilities and Infrastructure program between April 1, 2022 and June 30, 2022.

The approved project budget and schedule were developed and approved by the appropriate Wastewater Enterprise Manager on June 30, 2022. This is based on the project team’s assessment at this time. However, it should be noted that the project team is currently focused on validating these estimates.

3. PROGRAM COST SUMMARY

Table 3 provides an overall program-level cost summary of the Facilities and Infrastructure Program. It shows the Expenditures to Date, Current Approved Budget, Q4/FY21-22 Forecasted Costs, Cost Variance between the Current Approved and Forecasted Cost, and Variance Over Reporting Period. The Current Approved Budget is \$662.6 million and the currently Forecast Cost (based on the proposed project list) at completion is \$675.6 million (\$13.0 million over the Current Approved Budget).

Table 3. Program Cost Summary

Program	Expenditures to Date (\$ Million) (A)	Current Approved Budget (\$ Million) (B)	Q4/FY21-22 Forecasted Cost (\$ Million) (C)	Cost Variance (\$ Million) (D = B - C)	Variance Over Reporting Period* (\$ Million) (E)
Facilities and Infrastructure Program	\$187.87	\$662.61	\$675.56	(\$12.95)	\$0.26

* Negative number is reflecting cost increases since last quarter, and positive number is reflecting cost reduction since last quarter.

4. PROGRAM SCHEDULE SUMMARY

Figure 4 and Table 4 compare the Current Approved and Current Forecasted Schedules for the Facilities and Infrastructure Program. The Program schedule is under development, the overall time frame is 20-30 years.

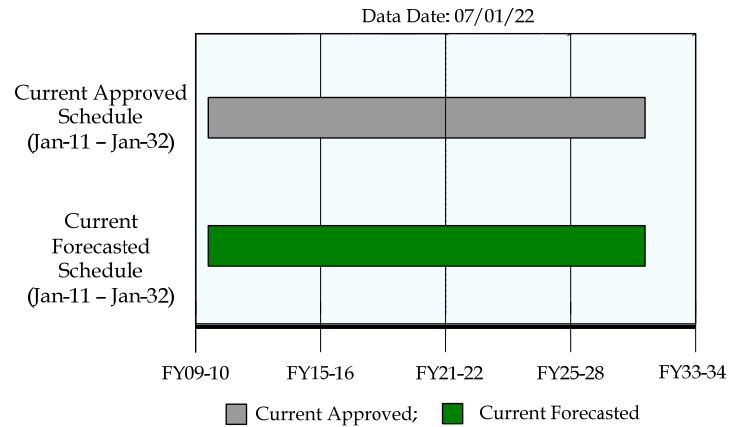


Figure 4. Program Schedule Summary

Table 4. Current Approved vs. Current Forecasted Schedule Dates

Program	Current Approved Project Start	Actual Start	Current Approved Completion	Current Forecasted Completion	Schedule Variance (Months)
Facilities and Infrastructure Program	01/01/11	01/01/11✓	01/29/32	01/29/32	-

5. BUDGET AND SCHEDULE TREND SUMMARY

Starting with the Q1 FY21-22 Quarterly Report, a revised report format includes a new Table 5, titled Budget and Schedule Trend Summary. This Table 5 contains all approved SSIP projects that are active and in any of the planning, design, bid and award, or construction phases of the project. The table excludes all Program Management accounts, as well as any projects that are either Not-Initiated, On-Hold, in Closeout or Completed.

During this Quarter (Q4 FY21-22), none of the major milestones was achieved.

Table 5. Budget and Schedule Trend Summary

All Costs are shown in million.

Project Name	Most Recent CIP Approved Budget		Project Initiation		CER		35% Design		95% Design		Awarded Construction ¹		Current Status	
	Approved Budget	Approved Completion	Forecasted Cost	Forecasted Completion	Forecasted Cost	Forecasted Completion	Forecasted Cost	Forecasted Completion	Forecasted Cost	Forecasted Completion	Forecasted Cost	Forecasted Completion	Forecasted Cost	Forecasted Completion
	a	b	c	d	e	f	g	h	i	j	k	l	m	n
WWE - Facilities and Infrastructure (F&I)														
10033820 Southeast Outfall Condition Assessment & Rehabilitation	FY21-30		07/01/19		06/30/23		08/30/24		06/27/25		01/22/26		Q4 - FY21-22	
	\$33.8	04/30/27	\$33.8	01/31/28	TBD	TBD	TBD	TBD	TBD	TBD	TBD	TBD	\$33.8	04/01/30
10015546 New Treasure Island Wastewater Treatment Plant	FY21-30		06/18/18		04/02/19		TBD ³		TBD ³		11/07/22 ⁴		Q4 - FY21-22	
	\$202.2	05/23/25	\$67.4	11/01/22	\$67.4	01/29/24	TBD	TBD	N/A	N/A	TBD	TBD	\$202.2	05/22/26
10015554 Ocean Beach Climate Change Adaptation Project	FY21-30		07/23/12		09/30/19		09/30/20		09/29/22		12/15/23		Q4 - FY21-22	
	\$169.9	07/01/27	\$126.7	01/30/26	\$169.9	07/01/27	\$169.9	07/01/27	TBD	TBD	TBD	TBD	\$183.4	06/16/28
10015556 Southeast Community Center at 1550 Evans ²	FY21-30		07/01/19		01/31/18		01/31/18		07/31/19		01/13/20		Q4 - FY21-22	
	\$114.0	12/29/23	\$108.5	12/19/23	\$108.5	12/19/23	\$108.5	12/29/23	\$108.5	12/29/23	\$108.5	12/29/23	\$115.0	12/29/23
10015557 Southeast Bay Outfall Islais Creek Crossing Replacement	FY21-30		09/26/16		10/26/16		10/22/18		02/27/20		TBD		Q4 - FY21-22	
	\$67.0	06/03/26	\$15.0	02/07/22	\$15.0	02/07/22	\$35.0	07/29/24	\$67.0	07/29/24	\$67.0	06/03/26	\$67.0	06/03/26

Footnotes:

1. This represents Forecasted project cost and project completion date at the time of award of construction contract, award of CM/GC scope, award of DB scope.
2. The project delivery method for this project is Construction Manager/General Contractor (CM/GC).
3. The project delivery method for this project is Design-Build (DB). All Design and Construction milestones will be determined when the Design Build contractor has been given notice to proceed.
4. This represents the award of the overall design-build contract DB-132 which includes Preconstruction & Construction phases / The project Initiation Forecast Cost was based on funding availability.

6. PROJECT PERFORMANCE SUMMARY*

All costs are shown in \$1,000s as of 07/01/22

Project Name	Active Phase (**) (a)	‡ CIP Approved Budget (b)	‡ Current Approved Budget (c)	Current Forecasted Cost (d)	Expenditures To Date (e)	Cost Variance (f = c - d)	% Cost Changes (g = f/c) (+++)	‡ CIP Approved Completion (h)	‡ Current Approved Completion (i)	Current Forecasted Completion (j)	Schedule Variance (k = i - j)
Facilities and Infrastructure											
10033820 - Southeast Outfall Condition Assessment & Rehabilitation	PL	\$ 33,775	\$ 33,775	\$ 33,775	\$ 1,322	-	0%	04/01/30	04/01/30	09/30/30	(182)
10015546 - New Treasure Island Wastewater Treatment Plant	DS	\$ 202,208	\$ 202,208	\$ 202,208	\$ 8,202	-	0%	05/23/25	05/23/25	05/22/26	(364)
10015554 - Ocean Beach Climate Change Adaptation Project	CN	\$ 169,923	\$ 169,923	\$ 184,179	\$ 23,341	(\$14,257)	-8%	07/01/27	07/01/27	06/16/28	(351)
10015556 - Southeast Community Center @ 1550 Evans	CN	\$ 114,000	\$ 114,000	\$ 115,000	\$ 104,873	(\$1,000)	-1%	12/29/23	12/29/23	12/29/23	-
10015557 - Southeast Bay Outfall Islais Creek Crossing Replacement	DS	\$ 67,600	\$ 67,600	\$ 67,648	\$ 10,393	(\$48)	0%	06/03/26	06/03/26	06/03/26	-

* Exclude projects with completed construction and projects that are no longer active (i.e., deleted projects, closed projects, and projects combined with other projects)

** Phase Status Legend			
PL	Planning	DS	Design
BA	Bid & Award	CN	Construction
MP	Multi-Phases		

Footnotes:

- (+) **CIP Approved Budget and Project Completion Date:** The budget and schedule approved as part of 10-year CIP for FY21-30.
- (++) **Current Approved Budget and Schedule:** The budget and schedule approved as part of 10-year CIP for FY21-30, plus any additional budget and schedule changes approved by the Commission as part of construction contract award.
- (+++) **Negative number is reflecting cost overrun (Schedule delay) and positive number is reflecting cost underrun (Ahead of Schedule).** Projects with a forecasted cost overrun greater than 10%, or forecasted delay of greater than 6 months or 10%, will be highlighted in grey.

7. PROJECT STATUS REPORT

10033820 - Southeast Outfall Condition Assessment & Rehabilitation

Description: The initial Southeast Bay Outfall (SEO) construction occurred in 1967. The SEO discharges treated effluent from the Southeast Water Pollution Plant (SEP) into the San Francisco Bay, east of Pier 80. This project outfall which is downstream of the Islais Creek underwater crossing, consists of a land portion of 60-inch diameter reinforced concrete cylinder pipe and a submarine portion of 54-inch diameter and smaller ductile iron pipes including a section of 18 dual diffuser assemblies. The project provides a site specific inspection plan to define the scope for condition assessment with consideration of the level of service (LOS) goals and operational constraints of the outfall system, performs comprehensive field inspections to obtain information on the outfall condition, evaluates the condition and remaining life expectancy of the outfall, and implements the rehabilitation solutions to extend the useful life.

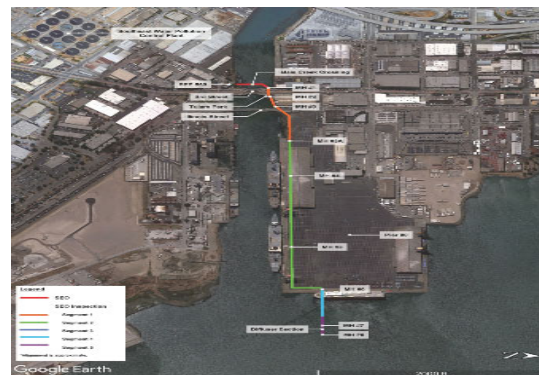
Program: Facilities and Infrastructure		Project Status: Planning		Environmental Status: Not Initiated	
Project Cost:			Project Schedule:		
Approved		\$33.78 M	Approved Jul-19		Apr-30
Forecast		\$33.78 M	Forecast Jul-19		Sep-30
Actual		\$1.32 M	Project Percent Complete: 10.5%		
Key Milestones:	Environmental Approval	Bid Advertisement	Construction NTP	Construction Final Completion	
Current Forecast	TBD	10/29/25	04/06/26	04/05/30	

Progress and Status:

On May 27, the project team conducted a dive condition assessment visual inspection on the Southeast Outfall diffusers next to Pier 80 in San Francisco Bay. The inspection was external/visual and had no operational impacts to SEP. Diffuser assemblies condition assessment was also supplemented with video tape and still photography as much as underwater visibility allowed. On June 30, the inspection team also went back to the 54-inch DIP underneath the Pier 80 to repair the exterior coatings which were grinded off for taking ultrasonic thickness (UT) measurements of the DIP from the exterior of the pipe during condition assessment in December 2021.

Issues and Challenges:

As previously reported, due to delay in contract amendment, the outfall inspection was delayed which pushed the forecast project completion further to September 2030.









Southeast Outfall Segments

II. WWE F&I Quarterly Report

10015546 - New Treasure Island Wastewater Treatment Plant

Description: The objective of the project is to build a new wastewater treatment plant that will provide reliable service for the Treasure Island residents and meet the recycled water demands of the future redevelopment on the island. The existing facility was built by the United States Navy over 50 years ago and is past its useful life and no longer reliable. The existing facility is also not capable of providing recycled water and meeting the needs of the residents on the redeveloped island.

Program: Facilities and Infrastructure		Project Status: Design		Environmental Status: Completed (EIR)	
Project Cost:			Project Schedule:		
Approved		\$202.21 M	Approved Jan-11		May-25
Forecast		\$202.21 M	Forecast Jan-11		May-26
Actual		\$8.20 M	Project Percent Complete: 7.4%		
					
Key Milestones:	Environmental Approval	Bid+ Advertisement	Construction NTP+	Construction+ Final Completion	
Current Forecast	04/18/19✓	N/A	04/18/23	11/21/25	

+ The project delivery method for this project is Design-Build (DB).

Progress and Status:

In this quarter, the project team issued Addendums No. 3-5 for DB-132 to the RFP. Addendum No. 3 extended the due date for submission of proposals from the two pre-qualified firms. Project team completed evaluation of the supplemental request for qualifications. On May 24, 2022, proposals were received from the two pre-qualified firms. On June 14, 2022, the SFPUC issued Preliminary Notice of Proposal Rejection to one of the proposers due to their proposal being materially non-responsive due to exceedance of price proposal beyond 110% of the Fixed Budget Limit. Project team has been coordinating with the Contract Administration Bureau regarding next steps to evaluate the sole proposer.

Coordination is ongoing with the surcharge material removal and other project coordination activities with Treasure Island Community Development and Treasure Island Development Authority. Final property transfer of the paperwork was initiated and expected to be completed by the Fall/Winter of 2022.

Issues and Challenges:







Due to the sole responsive bid received, project forecast completion date and overall project budget may be impacted.



Surcharge Removal

10015554 - Ocean Beach Climate Change Adaptation Project

Description: The project will develop a comprehensive shoreline management and protection plan against bluff erosion and climate-change induced sea level rise along Ocean Beach south of Sloat Boulevard consistent with the recommendations in the 2012 Ocean Beach Master Plan (OBMP). This project is necessary to protect the integrity of wastewater assets built to protect public health and the environment, including the Lake Merced Tunnel, the Westside Pump Station and the Oceanside Treatment Plant. The project includes a) Short-term Improvements [STI] to provide interim (2015-2022) erosion protection and improved beach access [e.g., sand backpass/stabilization and placement of sand bags], b) Army Corps of Engineers Section 204 beach nourishment [ACOE] (e.g., beneficial reuse of dredged sand to provide erosion protection), and c) Long-term Improvements [LTI] that will address a comprehensive shoreline management and protection plan.

Program: Facilities and Infrastructure	Project Status: Construction	Environmental Status: Active (EIR)
Project Cost:		Project Schedule:
Approved 	\$169.92 M	Approved Jul-12  Jul-27
Forecast 	\$184.18 M	Forecast Jul-12  Jun-28
Actual 	\$23.34 M	Project Percent Complete: 12.0%
		

Key Milestones:	Environmental Approval	Bid Advertisement	Construction NTP	Construction Final Completion
Current Forecast	(A) 09/10/14✓ (B) 02/09/21✓ (C) 08/24/23	09/14/15✓ N/A 04/27/23	01/07/16✓ 06/02/21✓ 12/18/23	02/29/24 09/30/21✓ 12/16/27

(A) Short Term Improvements (STI) represent multi-year, as-needed contracts WW-663, WW-667 and WW-714. (B) The Army Corps of Engineers (ACOE) will be responsible for construction (no Bid & Award). (C) Long Term Improvements (LTI)

Progress and Status:

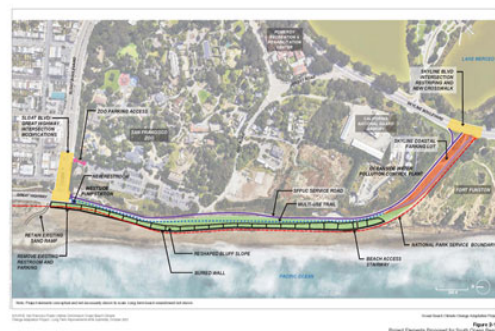
A) Short Term Improvements: Contract kickoff was held for contract WW-714. Annual monitoring was completed. Results are being analyzed to determine if more sand needs to be placed this winter.

B) Army Corps of Engineers: The Army Corps of Engineers completed this phase by placing nearly 300,000 cubic yards of material on Ocean Beach. Contract close-out is in process. Sand has migrated to the Great Highway south of Sloat Boulevard. Sand removal efforts are being developed.

C) Long Term Improvement: This is the first City and County of San Francisco Climate Change Adaptation Project requiring a high level of coordination with other City and County of San Francisco Agencies; negotiations on funding continues at a very slow rate and continues to impact overall project progress. 95% design is in progress; Response to Comments on the Draft Environmental Impact Report is in development.

Issues and Challenges:

San Francisco Public Utilities Commission (SFPUC) continues discussions with the San Francisco Zoo









Proposed Project Components

regarding project impacts to their parking lot; negotiations reached a draft agreement but still need to formalize. SFPUC management continues to engage with other City Departments to resolve funding for non-SFPUC assets incorporated in the design. Additionally, funding and staffing issues at the National Park Service continue to affect progress.

II. WWE F&I Quarterly Report

10015556 - Southeast Community Center @ 1550 Evans

Description: The Southeast Community Center project will serve to address the SFPUC's commitment to the mitigation measure for the expansion of the Southeast Plant (SEP) by constructing a new community center at 1550 Evans. The project will include a childcare center, café, multipurpose space for meetings, events, and workshops, and co-working office and classroom space for community-based organizations providing workforce development services. It will also include parking and over two acres of landscaped open space, with play areas, an amphitheater, picnic areas and gardens. The new center will provide a wide range of social services supporting workforce development and education for Southeast residents of all ages.

Program: Facilities and Infrastructure		Project Status: Construction		Environmental Status: Completed (CatEx)	
Project Cost:			Project Schedule:		
Approved		\$114.00 M	Approved Jul-12		Dec-23
Forecast		\$115.00 M	Forecast Jul-12		Dec-23
Actual		\$104.87 M	Project Percent Complete: 99.3%		
					
Key Milestones:	Environmental Approval	Bid+ Advertisement	Construction NTP+	Construction+ Final Completion	
Current Forecast	10/30/18✓	N/A	01/13/20✓	12/31/22	


+ The project delivery method for this project is construction Manager/General Contractor (CM/GC).

Progress and Status:

Project construction is 98% complete. Permanent power was received in April and the project is on track to achieve Substantial Completion by August 1. The project received Commission approval in May to increase construction contract in an amount not-to-exceed of \$2.7M, to complete construction. Most of the additional funding required for construction is available within the project budget.

Issues and Challenges:

To address the need for additional funding the project budget was increased by \$1M to \$115M. The increase was approved by the Change Control Board. The challenge ahead will be to transition to the project to the SECC team and close out construction.



Installation of wood panels and fins on the community center building

10015557 - Southeast Bay Outfall Islais Creek Crossing Replacement

Description: This Wastewater Enterprise Capital Improvement Program project will include improvements to the Southeast Water Pollution Control Plant effluent force main crossings at Islais Creek and modifications to the Booster Pump Station. Southeast Water Pollution Control Plant is the San Francisco Public Utilities Commission’s largest wastewater facility treating almost 80% of the City’s dry and wet weather flows.

Major improvements are planned to ensure that the SEP facilities maintain permit compliance and operate reliably. This project primarily addresses the portion of effluent discharge outfall into the San Francisco Bay through the series of pipes at Pier 80. Following improvements are needed to address aging infrastructure:

- Pipeline replacement within the Islais Creek
- Restoration of access manholes for future inspection and maintenance
- Improving flow velocity with new pipeline material
- Providing redundancy and flexibility for operation
- Piping isolation improvements to the Booster Pump Station

Program: Facilities and Infrastructure		Project Status: Design		Environmental Status: Completed (MND)	
Project Cost:			Project Schedule:		
Approved		\$67.60 M	Approved Sep-16		Jun-26
Forecast		\$67.65 M	Forecast Sep-16		Jun-26
Actual		\$10.39 M	Project Percent Complete: 19.7%		


Key Milestones:	Environmental Approval	Bid Advertisement	Construction NTP	Construction Final Completion
Current Forecast	TBD	TBD	TBD	TBD

Progress and Status:

As stated previously, after presenting the alternatives to management, the design has been put on hold. Project is being re-evaluated as part of upcoming Capital planning efforts. The design team has been working with the design consultant to transfer project documents and prepare for contract closeout.

Issues and Challenges:

As mentioned previously, due to the challenging alternatives evaluation process, the project scope is currently being reconsidered, thus the schedule and budget is impacted and yet to be determined.



Current pipeline crossing at Islais Creek

8. On-Going Construction**

Construction Contract	Schedule			Budget		Variance (Approved - Forecast)		Actual % Complete
	NTP Date	Approved Construction Final Completion	Current Forecasted Construction Final Completion*	Approved Contract Cost	Current Forecasted Cost*	Schedule (Cal. Days)	Cost	
Facilities and Infrastructure								
10015556 Southeast Community Center @ 1550 Evans	01/13/20	12/31/22	12/31/22	\$ 81,140,294	\$ 84,152,806	-	(\$3,012,512)	94.0%

Program Total for On-Going Construction	Approved	Current	Variance	
	Contract Cost	Forecasted Cost	Cost	Percent
	\$ 81,140,294	\$ 84,152,806	(\$3,012,512)	(3.7%)

Note: * The Forecasted Cost includes all approved, pending, and potential change orders, and Final Completion Date includes all approved, pending, and potential change orders, and trends.

** This table is reflecting Active construction contract with original contract amount greater than \$1M.

9. PROJECTS IN CLOSEOUT

Project Title	2016 Baseline Construction Phase Completion	2020 Approved Construction Phase Completion	Current Approved Construction Phase Completion	Actual Construction Phase Completion	2016 Baseline Construction Phase Budget	2020 Approved Construction Phase Budget	Current Approved Construction Phase Budget	Construction Phase Expenditures To Date
Facilities and Infrastructure								
10015555 - Collection Division Consolidation (Griffith Yard Improvements)*	N/A	02/15/19	05/22/19	05/22/19	\$ 0	\$ 27,361,789	\$ 16,629,029	\$ 16,629,029
TOTAL					\$ 0	\$ 27,361,789	\$ 16,629,029	\$ 16,629,029

* Remaining funds are being used to support wastewater facility planning projects.

10. COMPLETED PROJECTS

No projects are currently completed.



III. Renewal and Replacement Program





1. PROGRAM DESCRIPTION

The Wastewater Enterprise (WWE) Renewal and Replacement Program (R&R) is a continuing annual program that seeks to address deficiencies in two wastewater infrastructure categories: R&R Collection System and R&R Treatment Facilities. The goal of the R&R Program is to meet the endorsed levels of service goals, regulatory permit compliance, system reliability and functionality, and sustainable operations of the City's sewer system. The R&R Program also complies with the State requirement that a provision be made for the periodic repair and replacement of sewer system facilities.

San Francisco's sewer collection system was installed in phases beginning in the early 1870's. Many of the sewers are near the end of their useful life and are in need of urgent attention in order to continue to function at proper capacity and to meet regulatory standards. An asset management approach was developed to prioritize which assets within the sewer system should get attention first. For the R&R Collection System, the asset management base approach factors in the physical condition of the sewer, age, location, risk, public safety, Department of Public Work's street paving schedule, and various other factors. Approximately 12.4 miles of sewer replacement work was awarded in FY 13-14. In FY 14-15 the sewer replacement mileage target subsequently increases to 15 miles to meet Commission endorsed Level of Service goals.

The R&R Treatment Facilities projects are prioritized based upon regulatory compliance, condition assessments, Operation staff recommendations, and Level of Service goals. These projects seek to extend the useful life of treatment facility assets throughout San Francisco by helping to maintain their treatment capacity and performance and enable

WWE to maintain regulatory compliance with Regional Water Quality Control Board (RWQCB) National Pollutant Discharge Elimination System (NPDES) permits and Bay Area Air Quality Management District (BAAQMD) requirements.

2. PROGRAM STATUS

This Quarterly Report presents the progress made on the Renewal and Replacement Program (R&R) projects between April 1, 2022 and June 30, 2022.

The approved project budget and schedule were developed and approved by the appropriate Wastewater Enterprise Manager on June 30, 2022. This is based on the project team's best assessment of the projects at this time. However, it should be noted that the project team is currently focused on validating these estimates.

Figures 2.1 and 2.2 show the total number of active projects remaining in each phase of the R&R Collection systems and R&R Treatment Facilities programs as of June 30, 2022.

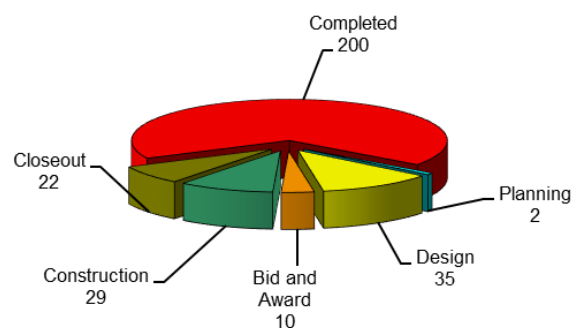


Figure 2.1 Total Number of Active R&R Collection Systems Projects in R&R Program

III. WVE R&R Quarterly Report

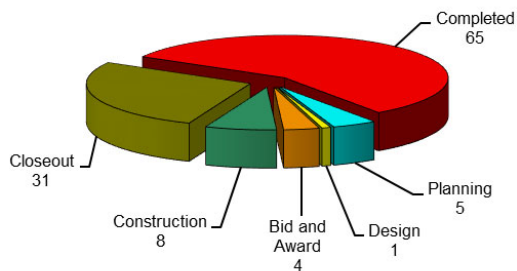
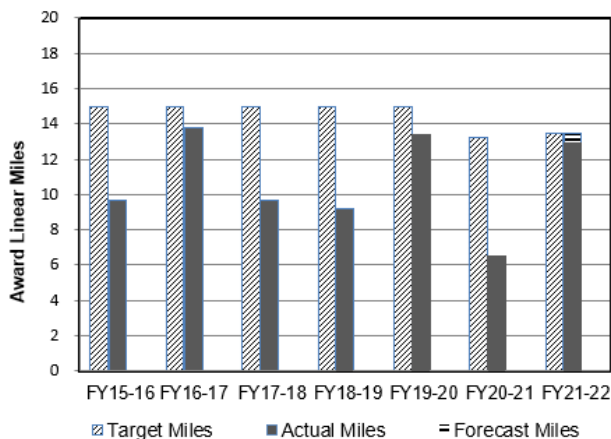


Figure 2.2 Total Number of Active R&R Treatment Facilities Projects in R&R Program

The Wastewater R&R Collection System Sewer Replacement Program has an annual budget of \$81.2 million in FY22 to award a target of 13.5 miles of sewer replacement work in San Francisco.

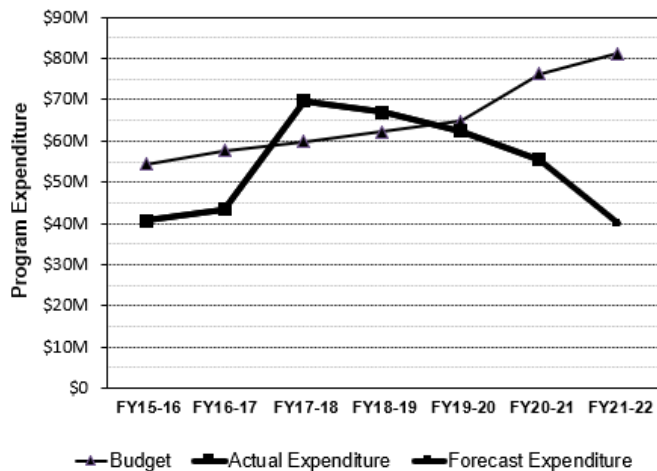
Figure 2.3 shows the target and actual award miles of sewer improvement projects that have been awarded to date and are forecasted to be awarded. The Wastewater R&R Collection System Sewer Replacement Program has awarded approximately 13.0 miles of sewer replacement work in FY22.



	FY15-16	FY16-17	FY17-18	FY18-19	FY19-20	FY20-21	FY21-22
Target Miles	15.0	15.0	15.0	15.0	15.0	13.2	13.5
Actual Miles	9.7	13.8	9.7	9.2	13.4	6.5	13.0
Forecast Miles							13.5

Figure 2.3 Wastewater R&R Collection System - Sewer Improvements - Award Linear Miles by Fiscal Year

Figure 2.4 shows the annual total program expenditure by fiscal year for the R&R Collection System Sewer Replacement program.



	FY15-16	FY16-17	FY17-18	FY18-19	FY19-20	FY20-21	FY21-22
Budget	\$54.3M	\$57.6M	\$59.9M	\$62.3M	\$64.8M	\$76.3M	\$81.2M
Actual Expenditure	\$40.8M	\$43.4M	\$69.7M	\$67.0M	\$62.4M	\$55.5M	\$40.0M
Forecast Expenditure							

Figure 2.4 Wastewater R&R Collection System - Sewer Improvements - Program Expenditure by Fiscal Year

3. PROGRAM COST SUMMARY

Table 3 provides an overall program-level cost summary of the R&R Program. It shows the Expenditures to Date; Current Approved Budget and Current Forecasted Cost; and the Cost Variance between the Approved Budget and Forecasted Cost.

The total Approved Budget for the R&R Program is \$1,099.0 million and the Current Forecasted Cost at completion is \$1,088.8 million (\$10.2 million under the Current Approved Budget).

Table 3. Program Cost Summary

Subprograms	Expenditures to Date (\$ Million) (A)	Current Approved Budget (\$ Million) (B)	Current Forecasted Cost (\$ Million) (C)	Cost Variance (\$ Million) (D = B - C)
R&R Collection Systems	\$672.27	\$909.34	\$899.14	\$10.20
R&R Treatment Facilities	\$137.84	\$189.66	\$189.66	-
Program Total	\$810.11	\$1,099.00	\$1,088.80	\$10.20

4. PROGRAM SCHEDULE SUMMARY

Figure 4 and Table 4 compare the Current Approved and Current Forecasted Schedules for the R&R program. The Approved Schedule completion for the overall R&R program is March 2023. The overall R&R Program is currently forecasted to be completed in March 2023.

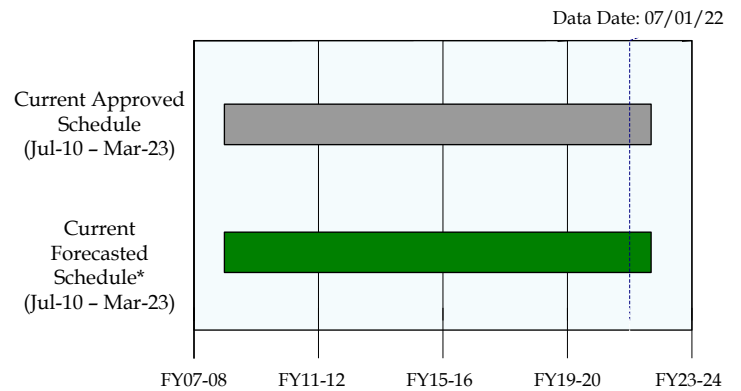


Figure 4. Program Schedule Summary

Table 4 Current Approved vs. Current Forecasted Schedule Dates

Sub-Program	Current Approved Project Start	Actual Start	Current Approved Completion	Current Forecasted Completion	Schedule Variance (Months)
R&R Collection Systems	07/01/10	07/01/10✓	03/31/23	03/31/23	-
R&R Treatment Facilities	07/01/10	07/01/10✓	02/14/23	02/14/23	-
Overall Program	07/01/10	07/01/10✓	03/31/23	03/31/23	-

5. PROGRAM PERFORMANCE SUMMARY*

All costs are shown in \$1,000s as of 07/01/22

Program Name	Active Phase (**) (a)	‡ CIP Approved Budget (b)	‡ Current Approved Budget (c)	Current Forecasted Cost (d)	Expenditures To Date (e)	Cost Variance (f = c - d)	% Cost Changes (g = f/c) (+++)	‡ CIP Approved Completion (h)	‡ Current Approved Completion (i)	Current Forecasted Completion (j)	Schedule Variance (k = i - j)
Renewals and Replacements											
15722 - R&R Collection Systems	MP	\$ 793,640	\$ 909,340	\$ 919,540	\$ 695,102	(\$10,200)	-1%	03/31/22	03/31/23	03/31/23	-
15724 - R&R Treatment Facilities	MP	\$ 163,035	\$ 189,660	\$ 189,660	\$ 141,681	-	0%	02/14/22	02/14/23	02/14/23	-

* Exclude projects with completed construction and projects that are no longer active (i.e., deleted projects, closed projects, and projects combined with other projects)

** Phase Status Legend	
PL Planning	DS Design
BA Bid & Award	CN Construction
	MP Multi-Phases







Footnotes:

- (+) **CIP Approved Budget and Project Completion Date:** The budget and schedule approved as part of 10-year CIP for FY21-30.
- (++) **Current Approved Budget and Schedule:** The budget and schedule approved as part of 10-year CIP for FY21-30, plus any additional budget and schedule changes approved by the Commission as part of construction contract award.
- (+++) **Negative number is reflecting cost overrun (Schedule delay) and positive number is reflecting cost underrun (Ahead of Schedule).** Projects with a forecasted cost overrun greater than 10%, or forecasted delay of greater than 6 months or 10%, will be highlighted in grey.

6. PROJECT STATUS REPORT

15722 - R&R Collection Systems

Description: The purpose of the Wastewater Enterprise (WWE) Renewal and Replacement Program (R&R) Collection System Sewer Improvements project is to maintain the existing functionality of the sewage collection system and address planned and emergency projects for repair and replacement of structurally inadequate sewers. This project consists of the following sub-projects: small diameter (less than and equal to 36-inch) sewer improvements, small diameter (less than and equal to 36-inch) sewer condition assessment, spot sewer replacement, large diameter (greater than 36-inch) sewer condition assessment, large diameter (greater than 36-inch) sewer improvements and sewer transport storage box condition assessment. By utilizing an asset management approach, which factors in: physical condition, age, location, risk, public safety, paving schedule and other factors, aging and failed portions of the collection system are identified and replaced.

Program: Renewals and Replacements		Program Status: Multiple Phases		Environmental Status: Completed	
Project Cost:			Project Schedule:		
Approved		\$909.34 M	Approved Jul-10		Mar-23
Forecast		\$919.54 M	Forecast Jul-10		Mar-23
Actual		\$695.10 M	Project Percent Complete: 80.0%		
					
Key Milestones:	Environmental++ Approval	Bid+ Advertisement	Construction NTP+	Construction+ Final Completion	
Current Forecast	See Note++	Various	Various	Various	

+ See Section 7 for the active construction contracts information.

++On-Going Construction Projects identified in Section 7. were all covered under exemption determinations.

Progress and Status:

The summary below shows the total number of projects in each phase of the program as of June 30, 2022.

The two-hundred ninety-eight (298) WWE Collection Systems projects are distributed as follows:

Planning: 2
 Design: 35
 Bid & Award: 10
 Construction: 29
 Closeout: 22
 Completed: 200

During this Quarter, 6 new projects were initiated, 4 projects were advertised, 3 projects were awarded/awaiting NTP, 4 project received NTP, 5 project completed construction and 8 projects closed out.







Issues and Challenges:

None at this time.

III. WWE R&R Quarterly Report

15724 - R&R Treatment Facilities

Description: The purpose of the Wastewater Enterprise (WWE) Renewal and Replacement (R&R) Treatment Program is to extend the useful life of the WWE treatment facility assets. The R&R Treatment Facilities projects are prioritized based upon regulatory compliance, condition assessments, Operation staff recommendations and Level Of Service goals.

Program: Renewals and Replacements		Program Status: Multiple Phases		Environmental Status: On-going	
Project Cost:			Project Schedule:		
Approved		\$189.66 M	Approved Jul-10		Feb-23
Forecast		\$189.66 M	Forecast Jul-10		Feb-23
Actual		\$141.68 M	Project Percent Complete: 83.0%		
					
Key Milestones:	Environmental++ Approval	Bid+ Advertisement	Construction NTP+	Construction+ Final Completion	
Current Forecast	See Note++	Various	Various	Various	

+ See Section 7 for the active construction contracts information.

++ Projects will be reviewed for CEQA compliance as they proceed.

Progress and Status:

The summary below shows the total number of the remaining projects in each phase of the program as of June 30, 2022.

The one-hundred and fourteen (114) active WWE Treatment Facility Repair projects are distributed as follows:

Planning: 5
 Design: 1
 Bid & Award: 4
 Construction: 8
 Closeout: 31
 Completed: 65

Equipment Purchase FY22 to Date: eighteen (18) equipment purchases completed totaling \$1,174,954.54.

Issues and Challenges:

None at this time.

7. On-Going Construction**

Construction Contract	Schedule			Budget		Variance (Approved - Forecast)		Actual % Complete
	NTP Date	Approved Construction Final Completion	Current Forecasted Construction Final Completion*	Approved Contract Cost	Current Forecasted Cost*	Schedule (Cal. Days)	Cost	
R&R Collection System								
10034813-As-Needed Main Sewer Replacement No. 8 (WW-697)	11/30/20	01/03/23	01/03/23	\$ 7,373,000	\$ 7,373,000	-	-	75.6%
10034815-As-Needed Spot Sewer Replacement No. 42 (WW-699)	11/22/21	12/12/22	12/12/22	\$ 10,176,956	\$ 10,176,956	-	-	57.3%
10034829-As-Needed Sewer Cleaning and Inspection (FY21) (WW-700)	11/23/20	08/10/22	08/10/22	\$ 1,915,287	\$ 1,915,287	-	-	93.5%
10035307-Various Locations Sewer Replacement No. 9 (WW-704)	04/18/22	12/23/22	12/23/22	\$ 3,637,362	\$ 3,637,362	-	-	29.6%
10035398-Various Locations Sewer Replacement No. 12 (WW-708)	04/18/22	08/15/23	08/15/23	\$ 3,682,947	\$ 3,682,947	-	-	15.3%
10035861-As-Needed Sewer Cleaning and Inspection (FY22) (WW-710R)	02/01/22	08/24/23	08/24/23	\$ 1,052,952	\$ 1,052,952	-	-	26.3%
10036509-As-Needed Main Sewer Replacement No. 9 (WW-713)	12/13/21	11/23/22	11/23/22	\$ 7,127,740	\$ 7,127,740	-	-	57.8%
10037103-As-Needed Spot Sewer Replacement No. 43 (WW-715)	03/01/22	04/04/23	04/04/23	\$ 9,455,123	\$ 9,455,123	-	-	30.5%

Note: * The Forecasted Cost includes all approved, pending, and potential change orders, and Final Completion Date includes all approved, pending, and potential change orders, and trends.

** This table is reflecting Active construction contract with original contract amount greater than \$1M.

III. WVE R&R Quarterly Report

Q4-FY2021-2022 (04/01/22 - 06/30/22)

Construction Contract	Schedule			Budget		Variance (Approved - Forecast)		Actual % Complete
	NTP Date	Approved Construction Final Completion	Current Forecasted Construction Final Completion*	Approved Contract Cost	Current Forecasted Cost*	Schedule (Cal. Days)	Cost	
R&R Treatment Plants								
10035390- OSP Egg-Shaped Digester Interior Lining Rehabilitation (WW-706)	10/01/20	09/20/22	09/20/22	\$ 2,461,000	\$ 2,461,000	-	-	92.0%

Program Total for On-Going Construction	Approved Contract Cost	Current Forecasted Cost	Variance	
			Cost	Percent
	\$ 46,882,367	\$ 46,882,367	\$0	0 %

Note: * The Forecasted Cost includes all approved, pending, and potential change orders, and Final Completion Date includes all approved, pending, and potential change orders, and trends.

** This table is reflecting Active construction contract with original contract amount greater than \$1M.

8. PROGRAMS IN CLOSEOUT

No program is currently under closeout.

9. COMPLETED PROGRAMS

No Program is currently completed.

This page is intentionally left blank.

APPENDICES

- 1. PROJECT DESCRIPTIONS**
- 2. APPROVED PROJECT-LEVEL SCHEDULE**
- 3. LIST OF ACRONYMS**

This page is intentionally left blank

APPENDIX 1. PROJECT DESCRIPTION

APPENDIX 1.1 SEWER SYSTEM IMPROVEMENT PROGRAM

TREATMENT FACILITIES

Southeast Treatment Plant (SEP) Improvements

10015796 - SEP Biosolids Digester Facilities Project

Planning, engineering, and construction of the new solids processing facilities will include solids pretreatment; the thermal hydrolysis process (THP); anaerobic digestion; biosolids dewatering; biosolids product storage and loadout; biogas utilization; odor control; automated control systems; chemical facilities, and associated appurtenances and piping.

Key BDFP facilities and processes consist of:

- Primary sludge (PS) and waste sludge (WAS) pumping to the solids treatment processes, which includes improvement to the existing WAS pumping facilities.
- A consolidated Solids Pretreatment building that incorporates the following processes/equipment:
 - o WAS thickening using gravity belt thickeners (GBTs) (3 units).
 - o Blending of thickened activated sludge (TAS) and PS to produce combined primary and active sludge (CPAS).
 - o Screening of CPAS using inline strainpress-type screens (5 units).
 - o Pre-THP Cake Storage (3 hoppers).
 - o Pre-THP dewatering of screened CPAS using centrifuges (5 units).
- Thermal hydrolysis of dewatered, screened CPAS using Cambi THP process (3 THP units) and cooling of the thermally hydrolyzed sludge (THS).
- Mesophilic anaerobic digestion and digested sludge (DS) storage using digesters (5 silo-shaped digesters).
- A Biosolids Dewatering building that will include the following processes/equipment:
 - o Dewatering of digested biosolids using belt filter presses (BFPs) (4 units),
 - o Storage (4 silos) and load-out of dewatered biosolids product using screw conveyors, and

truck hauling.

- Beneficial use of the biogas produced during the digestion process. Biomethane Pipeline Injection is being considered as an alternative biogas end use. The biogas will be treated to natural gas quality, injected into an existing PG&E gas line, and then sold as a renewable natural gas or vehicle fuel in a potential Public-Private Partnership (P3) contract. This alternate biogas end use would provide the SFPUC its highest value and reduce local air emissions in the SEP neighborhood due to the elimination of electricity-producing combustion engines.

- Odor control facilities consisting of biofilters, carbon units and ammonia scrubbers
- Process systems to support the BDFP facilities including No. 2 water (W2 – chlorinated and filtered plant secondary effluent) system upgrade, plant air, polymer systems, and cooling water system. Ancillary facilities will also include a ferric chloride facility for struvite control, as well as pumped plant recycle (PPR) pumping to convey the liquids return streams from thickening, pre-THP dewatering, and biosolids dewatering.

The proposed site for the BDFP facilities is adjacent to the existing SEP at 1800 Jerrold Avenue (former Central Shops) and 1801 Jerrold Avenue (former Asphalt Plant), and on portions of the existing SEP property. Possible construction staging areas for the BDFP include 1150 Phelps Street (SFPUC's former Greenhouses), 50 Quint Street and/or Pier 94/96 SF Port properties.

The construction will be completed through a Construction Manager/General Contractor delivery approach under two distinct scopes. Scope I focus on the demolition and utility relocation of existing infrastructure at the project sites. Scope II addresses the construction of the new biosolids facilities (the remainder of the work).

10015807 - SEP New Headworks (Grit) Replacement

The new 250 MGD headworks consists of major components / facilities as follows:

- New Influent Junction Structure and Influent Monitoring;

Appendix 1 - SSIP Quarterly Report

- o Construction of a new Influent Junction Structure that will include a temporary overflow weir for excess wet weather flow.
- o Construction of a temporary connection between the Influent Junction Structure and Influent Control Structure.
- o Construction of a new connection from Influent Junction Structure to the new bypass,
- o Demolition of the existing Influent Control Structure.
- o Installation of a new influent monitoring and sampling system including: influent flowmeters, pH and conductivity insertion probes, automatic samplers, and manual sample ports.
- A new Primary Influent Distribution Structure:
 - o Construction of a new bypass around the wet weather Headworks facility from the Influent Control Structure to the primary influent conduits that lead to the wet weather primary sedimentation basins (SEP 040/041).
- Upgrades to the Bruce Flynn Pump Station:
 - o Modifications to sewer connections and mechanical/electrical modifications.
 - o Addition of new bar screens and upgrades to the electrical system.
 - o Upon completion of these modifications, demolish the Southeast Lift Station (SELS).
- A new Bar Screens, Washer-Compactors and Screenings Handling Facility consisting of four multi-rake bar fine screens (three duty plus one standby), four screenings washer compactors, two shuttle hoppers, and a grit influent splitter structure.
- A new Grit Basins, Grit Washers and Grit Handling Facility using either the HeadCell (modular multi-tray grit tanks) or Pista360 (grit vortex) technology. This includes 12 HeadCell grit tanks with 24 grit pumps or six Pista360 tanks with 18 grit pumps. Both technologies involve 6 grit washers and two grit storage hoppers.
- A new Odor Control Facility, consisting of a two-stage system with bioscrubbers followed by carbon adsorption.
- New 50 mgd influent pump station, including influent piping and effluent force main, electrical building and odor control.
- Two new primary substations, each with a 15-kV vacuum circuit breaker, substation type, liquid-filled transformer, and a low-voltage

power circuit breaker on the secondary side of the transformer.

- Electrical, Instrumentation and Control Rooms/Building.
- Demolition of both existing Headworks Facilities (SEP-011 and SEP-012).

10026824 - SEP Oxygen Generation Plant (Completed)

As a result of the Clean Water Act of 1972, the secondary treatment process, which is achieved through the use of high purity oxygen (HPO), was implemented at Southeast Plant. During wet weather the regulatory permit requires that the Southeast Plant treat up to 150 million gallons per day, to the secondary level. The two existing, 66 tons per day (TPD), cryogenic oxygen generation plants that were placed in operation in 1981 are becoming extremely difficult to maintain, and have failed two times in the past year. Replacing the antiquated oxygen plants with two technologically advanced 45 TPD oxygen generation plants, will allow WWE Operations to have optimum control on the utilization of oxygen (based on the influent variations), thus significantly reducing the energy consumption.

10015808- SEP Existing Digester Roof Repairs (Completed)

As part of the SSIP, a new biosolids handling facility will be built to replace the existing system. However, the existing digesters and associated facilities must continue to handle all biosolids generated by primary and secondary treatment operations at SEP until all planning, design, construction, and commissioning activities for new facilities are completed. Under this project, work will be completed to maintain existing digestion facilities in operation with sufficient capacity and reliability to produce Class B biosolids until new facilities are available for service. The project consists of repairs to the existing floating roof and associated appurtenances (Digester 8), and replacement of the existing floating roofs and associated appurtenances (Digesters 4, 6, 7 and Cake Bins 3 & 4). This project is currently at the closeout stage.

10026825 - SEP Primary and Secondary Clarifier

Upgrades (Completed)

This project will upgrade the mechanical, structural and electrical components at the primary and secondary sedimentation tanks (clarifiers) at SEP to address operational reliability and compliance with regulatory requirements for liquid treatment. The major upgrades taking place at the primary sedimentation tanks include replacing key mechanical and electrical equipment and addressing structural repairs such as concrete repairs and coating seven tanks and influent channel. Covers for the primary sedimentation tanks and ventilation system will also be installed. Similarly, major upgrades for the secondary clarifiers include replacing key equipment and retrofitting existing secondary clarifiers (8 of 16 included in this project). Structural repairs will also be addressed including concrete crack repairs and coating.

10002192 - SEP 521/522 and Disinfection Upgrades

The major components of the project are as follows:

- SEP 521 Post-Chlorination building upgrades
 - o Replacement of four electrically actuated sluice gates (96" x 96") with new sluice gates and hydraulic actuators.
 - o Modifications to the existing SEP 521 building to include a new Effluent Sampling Station, new DCS Control Station, and upgrade to the existing bathroom for ADA compliance.
 - o Electrical work (e.g. distribution panels, transformers, power to various mechanical equipment, refeeding source power from SEP 522, and lighting).
 - o Mechanical work (e.g. effluent sampling stations, pumps, pipes and valves, HVAC and plumbing system).
 - o Instrumentation & Control (I&C) work (e.g. chemical analyzers, new DCS workstations, display screens, I/O cards, switches, associated programming).
 - o Installation of related structural work (e.g. demolition, equipment pad, anchorage).
 - o Demolition of two mud valves and actuators.
 - o Construction of new concrete access ramp and modifications to sidewalk grating system.
 - New building (SEP 522) to house electrical and

hydraulic controls

- o Construction of a new Electrical and HPU building (architectural, structural, and civil).
- o I&C work (e.g. new PLC panel, I/O cards, security system, network switches and associated programming; and connecting various equipment with control and monitoring system to plant DCS system).
- o Mechanical work (e.g. new HPU, Compressor, HVAC and Plumbing System and associated piping work).
- o Electrical work including (e.g. six new variable frequency drives for W3 pump motors, MCCs, switchboards, an emergency generator, distribution panels and lighting).
 - Improvements to the No. 3 Water System (SEP-920)
- o Installation of six new 200 HP W3 pumps and motors, associated piping and valves as well as control and monitoring systems. This includes related civil work such as site drainage, grading and paving around the W3 pump area.
- o Demolition and modification of portions of the existing site security wall and fence, including installation of new vehicle gates and temporary asphalt vehicle access path.
- o Removal of four existing W3 pumps, two strainers, appurtenances, associated valves and piping in SEP-540.
 - Replace wood stop logs at SEP 540 – Effluent Control Structure.
 - Replace gates and actuators in SEP-200 Aeration Tanks, SEP-525 Primary Effluent and Disinfection Facility, SEP-540 Effluent Control Structure, and SEP-545 Vault V.
 - Replace valves and improve actuators/structures at SEP 530 – Chlorine Contact Channel related to W3 pump system.
 - Replace dewatering pump and submersible sump pump, and install new hydraulic panel in SEP-526 Junction Structure.

10015809 - SEP Facility-wide Distributed Control System Upgrade

This project addresses distributed control system (DCS) upgrades within the Southeast Pollution Control Plant (SEP), Oceanside Pollution Control Plant (OSP), North Point Wet Weather Facility (NPF), Channel Pump Station (CHS), Westside

Appendix 1 - SSIP Quarterly Report

Pump Station (WSS), and Bruce Flynn Pump Station (BFS). Under this project, OSP, NPF, and WSS DCS upgrades include planning/design only to ensure system-wide consistency. Both hardware and software upgrades integrating field instrumentation, control devices, communications hardware, processing hardware, interface hardware, and associated software packages into a unified system are required to provide real-time, system-wide monitoring and control. Coordination of monitoring parameters in various systems to reflect geo-spatial relationships will also be required to maintain compatibility and consistency of the input data used for process control.

10015810 - SEP Seismic Reliability and Condition Assessment Improvements

As part of the condition assessment effort, numerous seismic, conditional and operational issues associated with the existing facilities will require remedial attention before other program projects are completed. This project represents immediate improvements to the existing facilities at SEP identified as part of the condition assessment effort that are not specifically included as part of another near-term SSIP Phase 1 project. This project includes items for rehabilitation such as concrete spalling repair and seismic retrofit of priority process buildings. Seismic retrofit and structural repairs to the Sedimentation Building and channel structures (SEP 530 Contact Channel, SEP 540 Effluent Control Structure, 6' reinforced concrete pipe from SEP 540 to Booster Pump Station, Conduits C/D/E, SEP 525 Box Channel, and 9' reinforced concrete pipe to Junction Structure #5) will be completed.

10026826 - SEP Existing Digester Gas Handling Improvements (Completed)

The project consists of:

- Process upgrades addressing deficiencies related to Digester Gas Compressors, Heat Exchangers and Controllers, Combined Primary Activated Sludge (CPAS) Tank, Boiler and Boiler Stacks, Waste Flare and Cogeneration Cooling Water System, and B100 Biofuel Tank (EPA permit compliance).

- Building systems and odor control unit (OCU) upgrades such as replacing Roof Drains, OCUs and upgrading ventilation and OCUs, Roof Replacement and Air Compressor (BAAQMD Permit Application).

- Electrical Upgrades related to External Lighting Upgrades and installing Fire Alarm Building 800 (safety).

- Control Upgrades such as installing CO Gas Monitors and Replacing Digester Gas Flow Meters (safety).

- 300 feet of waste gas piping and appurtenances.

10002284 - SEP Power Feed and Primary Switchgear Upgrades

The project consists of:

- A new redundant power service from the Potrero substation provided by the Power Enterprise.

- Upgrade existing Hunters Point feed to 12 MW by PG&E.

- Upgrade main switchgear to provide adequate power for all existing SEP electrical loads and SSIP SEP projects demands and peak loads.

- Replacement/upgrade fifteen (15) aging existing primary unit substations at SEP.

- Integration of Bruce Flynn Station and Booster Pump Station in to SEP MV PDS to take advantage of SEP redundant power feed instead of separate second feeds for these facilities from PG&E.

- Enhanced Energy Monitoring and Management System (EMMS) for the MV power distribution system.

- Coordination with other SEP projects and Biosolids Digester Facilities Project (BDFP) in particular to coordinate construction of a unified emergency power distribution system for SEP in place of the several emergency generators that are currently being utilized and/or in the process of being constructed to provide emergency power for critical processes.

- Construct a duct bank from the main switchgear to an electrical MH, in close proximity to the BDFP, where BDFP will extend the power supply to its facility.

10015811 - SEP Oxygen Generation Plant 01 (Completed)

The new liquid oxygen (LOX) facility scope of work is as follows:

- Demolition Work
 - o Removal of three existing LOX storage tanks
 - o Removal of four existing vaporizers
 - o Removal of two existing Cryogenic Oxygen Plants
- Structural Work
 - o Torque down piles
 - o Concrete foundation floor slabs for LOX storage tanks and vaporizers
 - o Concrete trench
- Installation Work
 - o Installation of four vertical LOX storage tanks
 - o Installation of four LOX vaporizers
 - o Installation of a vacuum insulated piping for the package system
 - o Installation of a LOX Unloading Station

10015553 - Biofuel Alternative Energy (Completed)

A recent trend in the wastewater industry involves the addition of fats, oil, and grease (FOG) or other high-strength waste (HSW) directly into digesters to increase digester gas production and maximize the amount of renewable energy production from cogeneration. Due to the existing capacity constraints and condition of the biosolids facilities at the SEP, the addition of large quantities of FOG or other HSW is not currently feasible. While inedible kitchen grease (IKG) is currently accepted at the SEP Yellow Grease Facility, only the marginal grease is directly injected to the digesters, which consists of residual solids and moisture that is removed from the raw IKG and represents less than one percent of the daily volatile suspended solids loading to the digesters. Therefore, while not an option for the existing biosolids facilities, FOG and HSW addition could be a component of the new biosolids digesters project. The Biofuel Alternative Energy Project aims to determine if it is feasible and cost-effective for the SFPUC to generate bioenergy (e.g. biofuel or cogenerated power) as a byproduct of processing the FOG and/or food waste collected throughout the City. This project was originally initiated in 2011 before SSIP Phase 1 validation efforts began in 2012, but has been placed on hold until considered

necessary.

10037353 - SEP 550 Booster PS Condition Inspection & Interim

This project includes condition assessment of the influent channel and wet wells (confined space entry), as well as a budget allowance to perform concrete rehab to two wet wells and minor repairs to the influent channel. A firmer estimate to complete the repairs will depend on the results of the inspection. To inspect the influent channel, work must occur during dry weather and the plant must either be shut down or treated effluent diverted to Quint Street Outfall (QSO). Shut downs may last up to 8 hours, and coordination/approval is needed with the Regional Water Quality Board to allow diversion through QSO. Mechanical equipment rehab are also included as part of the interim improvements. These include:

- Replace sump pumps
- Replace water heater
- Replace air relief valves
- Replace (3) booster pumps (#1, 2 & 4)
- Replace all Variable Frequency Drives (VFD) (4)

SEP - 2 - SEP, Booster PS, & BFS Security Enhancements

The project involves the following security upgrades:

- Upgrading card readers and door contacts at all perimeter doors and ensuring proper operation
- Replacing and furnishing gates and gate operators including structural support, electrical power and controls
- Adding protective cages around outdoor chemical and electrical equipment, including an allowance for replacing/repairing the existing perimeter fence and fence support as needed
- Furnishing, installing, and configuring servers for video recording, management and analytics
- Configuring security fiber optic connectivity and adding video camera units and local recording
- Pruning the landscaping to establish clear zones, adding new security signage, and upgrading to dusk-activated LED lighting
- Establishing a visitor management system and installing turnstiles

Appendix 1 - SSIP Quarterly Report

- Monitoring improvements (e.g. developing mobile tablet security video monitoring capability, establishing a security monitoring center, a tablet-based security incident response reporting template and setting up an automatic video archiving process across all Wastewater Enterprise (WWE) sites)
- Providing interior intrusion detection of critical assets
- Adding interior presence sensing connected to an intrusion detection panel and alarming to security
 - Upgrading UPS backup power to serve security components
 - Adding new security signage with "No Trespassing", applicable penal code and emergency contact information
 - Adding a main distribution frame (MDF) to BFS.

This project also includes SEP Fire Alarm, PA system, business network and radio communications.

SEP - 3 - Oxygen Generation (SEP 275) Reliability Upgrades

An evaluation of the VPSA oxygen generation system is required and should include a root cause analysis to determine why the existing oxygen system is not operating per design. Measures to reliably meet current oxygen demands and long-term alternatives such as adding or replacing VPSA modules, or replacing the entire system with an alternative oxygen supply system, should also be evaluated. Future projected oxygen demands should be considered, which may change based on plant operation modifications. If more stringent nutrient removal regulations are imposed in the future, South East Plant (SEP) will no longer employ a pure oxygen process. The cost allowance for the project is based on adding a third module to the current VPSA system to provide redundancy, although this is not necessarily the preferred outcome for the project.

10037776 - SEP Facilities Interim H&S Imp (SEP 850 & 930)

The project at SEP 850, SEP 930 and SEP 940 involve completing health and safety

improvements, including: Engineering Building (SEP 850) Health & Safety Improvements (Install power assisted door opening devices; Address leakage and structural rehabilitation works on water damaged walls and ceilings; Install fall protection where required; Replace or upgrade the HVAC system) A seismic evaluation will be undertaken at a later stage as part of the "Seismic Evaluation and Retrofit" Project, which will assess and recommend seismic improvements to SEP 850. Admin Building (SEP 930) Health & Safety Improvements (Install emergency exit lighting and other required safety equipment; Install power assisted door opening devices, if required; Install fall protection where required; Replace or upgrade HVAC system and ventilation including lab fume hoods, where required; Remove or relocate fire-corridor obstructions; Address water ponding issues) A seismic evaluation will be undertaken at a later stage as part of the "Seismic Evaluation and Retrofit" Project, which will assess and recommend seismic improvements to SEP 930. Maintenance Building (SEP 940) Health & Safety Improvements (Install emergency lighting and exit signs at access door to roll-up door; Remove tripping hazards at threshold (uneven door landing on pull side))

10037330 - Primary Treatment (SEP 040/041) H&S Improvements

This project involves demolition of the building superstructure at South East Plant (SEP) 040/041 and replacement of all remaining deteriorated items. To control odors, the sedimentation tanks would be covered in a similar fashion to the covers on the sedimentation tanks at SEP 042. Ventilation of the covered tanks would be required to protect concrete surfaces from deterioration, and an odor control unit would be required to treat foul air from the covered tanks.

SEP - 8 - SEP Condition Improvement Projects - Part 1

Specific rehabilitation and mechanical equipment related work includes the following:

Primary Sed Tanks (SEP 042) Rehab:

- Evaluate primary effluent butterfly valves and isolation sluice gates,
- Repair exposed aggregate and concrete spalling on deck,
- Evaluate influent

gates A, B & C on top of deck (gate C is leaking on Headworks construction site), • Install emergency lighting in the below grade gallery.

Plant Effluent Control Structure (SEP 540) Rehab:

- Repair piping and evaluate mixers.

Sodium Bisulfite Tanks (SEP 515) Rehab:

- Replace sump pumps, recirculation pump, storage tanks, valves on transfer pumps, and address corrosion on pump unit,
- Evaluate feasibility of relocating the system closer to the Headworks area,
- Assess health and safety signage on tank (was observed to be inconsistent) and replace if required,
- Evaluate safety barrier at top of ladder (none observed) and install if required.

10037331 - Maintenance Building (SEP 940) Interim Improvement

Building 940 is a critical interim project for South East Plant (SEP). This is an interim project while the long-term vision and improvements under the SEP Campus Plan is being developed. Currently these crews are shoehorned into facilities not designed for the maintenance of electronic equipment. A new robust shop area is essential to be able to maintain reliable treatment facilities. The new maintenance shops included under Biosolids Digester Facilities Project (BDFP) do not address these crews. The following improvements form the basis of this project:

- Space will be modified to include interim Electrical and Instrumentation and Controls (I&C) shop areas.
- HVAC Improvements including evaluation (and installation as-needed) of wet grinder filtration system, condensing unit, and welding exhaust system)
- H&S Improvements (emergency lights, signs, trip hazards, safe roof access)

Oceanside Treatment Plant (OSP) Improvements

10029736 - Westside Pump Station Reliability Improvements

The project consists of:

- Replacement of existing bar screens and addition of screening washing and compaction systems.

- Construct an interconnection between the existing dry weather and wet weather channels downstream of the new screens.

- New HVAC system (cooling improvements) to manage rejected heat from electrical equipment.

- Replacement of existing wet weather pumps to provide pump redundancy. The construction would take place within the existing structure and includes the following major components:

- o Four new submersible pumps

- o 200 linear feet of 54-inch force main

- Increasing the power feeder capacity at WSS to account for additional wet weather pumping capacity to allow power source redundancy. The two new power sources from PG&E would run approximately 3,000 feet along the Sloat Blvd.

- Replacement of the existing odor control units (OCUs) at the WSS with dilution ventilation fans and ducting. An improved ventilation system would be installed within the pump station.

10029737 - OSP Digester Gas Utilization Upgrade

The project consists of:

- Replacement of the gas storage vessel and digester gas condition equipment. The gas cleaning system includes a 350 cfm system for moisture, H₂S, and siloxanes removal. The project includes replacement of the gas holder with new gas holding tank that will provide compressed digester gas storage at an average digester gas production of approximately 450,000 cf/day.

- Replacement of the existing cogeneration Internal-Combustion units (IC engines) and controls. The existing IC engines will be replaced by three (2)-new 620 kW IC engines to accommodate the amount of digester gas anticipated during the maximum month condition.

- Provide ancillary exhaust gas conditioning system and heat exchanger systems to comply with regulatory air board requirements, maximize process efficiency and hot water production.

- Upgrade ventilation within the energy recovery building.

- Replace electrical gear at Sub-Station No. 5; provide paralleling electrical gear and power system reliability improvements.

- 500 kw standby diesel generator and diesel fuel

storage system.

10029739 - OSP Condition Assessment Repairs

The OSP Condition Assessment Repairs project will include planning, design, and environmental review of major improvements to the plant including: rehabilitation of building structures, rehabilitation or replacement of mechanical and electrical equipment, and seismic retrofit of process tanks and buildings. Improvements focus on maintaining operational reliability and extending the service life of buildings that are required to remain in operation for 30 years or more. A preliminary evaluation identified improvements to be addressed in various phases of the project, including those at the following buildings:

- 011 - Pretreatment/Solids
- 042 - Primary Clarifiers
- 200 - Aeration Basins
- 230 - Secondary Clarifiers
- 510 - Chemical Storage
- 530 - Chlorine Contact Channels
- 620 - Digester Operations
- 630, 640, 650, 660 - Digesters 1, 2, 3 and 4
- 741 - Digester Gas Holder
- 800 - Co-Generation
- 821 - Gas Burner
- 920 - Pipe Gallery
- 930 - Administration and Laboratory
- 961/962 - Parking and West Entrance Tunnel/East Entrance Tunnel

10029740 - OSP Odor Control Optimization (Completed)

This project includes planning, design, environmental review and construction/upgrades to inefficiencies identified in Building 042 (Primary Clarifiers). Currently, the air from the entire building is exchanged and scrubbed for odor. In order to significantly reduce the volume of air treated for odor, the primary clarifiers should be covered and only air from the primary clarifier basins scrubbed. The main components of this project included:

- New covers for the five primary clarifiers (each cover would be approximately 190 feet long by 38 feet wide).
- Duct work to connect the head space in each

clarifier basin to the odor control system.

Current plans involve the completion of an odor control study as part of the Alternative Analysis Report (AAR) planning phase. Opportunities may exist for reducing energy consumption while maintaining effective performance and meeting offsite odor limits. These include optimizing system operation, consideration of different reduced backpressure media, implementation of new lower energy usage technologies, and ventilation strategies including reduced turnover, covers for reducing volume, and air transfer. Based on the results of the alternative analysis, the project will forego covering the primary clarifiers and implement other optimization measures in its place.

OSP-2 - Solids Thickening (OSP 011) Process Upgrade

Depending on the status of the R&R project (CWWRNRTFA8) to replace the GBT with RDT, an alternatives evaluation should be performed to confirm the selected thickening technology. As a basis, this project assumes replacement of the two remaining GBTs and installation of two new RDTs that can thicken a combination of primary sludge, waste activated sludge, and secondary scum. The scope of the project also includes the replacement of corroded pipe, room fixtures, demolition of the existing units and ventilation improvements as detailed below:

1. Demolish/remove the two (2) existing GBTs.
2. Install two (2) new 2 RDTs and associated controls.
3. Replace the three (3) existing washwater booster pumps, piping and appurtenances to meet the RDT flushing requirements.
4. Install hot water lines to supply hot water for flushing the RDTs.
5. Install a redundant primary scum skimmer.
6. Redesign the drains on existing and new drum screens to improve venting and add flushing connections.
7. Install a new ultrasonic pulsar level sensor in the TPAS tank and improve the mixing system in the tank.
8. Replace the three (3) thickened sludge pumps 42P6-1,2&3.
9. Replace all corroded pipe, and all rusted window frames and doors.
10. Replace floor grates and tiles.
11. Upgrade electrical components and DCS control of the new system.
12. Install a new ventilation system,

including exhaust fans and duct work for both the new and existing RDTs, and improve the ventilation in both the sludge thickening and sludge dewatering rooms. Coordinate work with the OSP Ventilation Upgrades Project. 13. Install two fixed hydrogen sulfide sensors in the Gravity Belt Thickener Room (OSP 01-028). Address any residual thickening area odor issues that were not addressed by the OSP Ventilation (HVAC) Upgrades Project.

OSP-3 - OSP Plant-wide Ventilation (HVAC) Upgrades

A wide range of HVAC-related improvements were identified as part of the OSP Condition Assessment Repairs Project. It was determined that a plant-wide air handling performance evaluation be conducted in order to determine if the ventilation systems are meeting code requirements and to better identify needed HVAC improvements.

Specific HVAC-related work includes the following:

Plant-Wide Air Handling Performance Evaluation: Conduct a plant-wide air handling performance evaluation.

OSP 011:

- Replace inadequate duct supports in OSP 011 hallway areas
- Duct supports within exhaust fan room at OS70EF1-1 thru -3 and OS70EF1-5 and -6 needs to be refastened / replaced
- Coordination HVAC evaluation, design and construction under the OSP Solids Thickening Process Upgrades project

OSP 530:

Look at ventilation issues if keeping the temporary chemical station from the Recycle Water Project. OSP 620:

- Replace all HVAC equipment. Based on results of the plant-wide air handling performance evaluation, make provisions for increasing air ventilation rates in order to declassify area from Class 1 Division 1 to Class 1 Division 2.

• Replace FRP ducts in digester basement serving fans 70EF19-1, 2. OSP 042: Replace HVAC ductwork

OSP 230: Replace HVAC supply ductwork

OSP 930: Replace all HVAC equipment

10036398 Condition Improvement Projects - Part 2

A wide range of mechanical equipment related improvements were identified as part of the OSP Condition Assessment Repairs Project. Specific work that forms part of the basis for this work includes the following (note that additional improvements are in progress or completed):

Digestion (620) Health and Safety Improvements

- Add handrails to the open risers at east end of stairs to bring into building code compliance.
- Replace insulation on digester hot water piping related to Pumps 49P22-1 to 4 and Heat Exchangers 43M34-1 to 4.

• Replace traction elevator due to corrosion/damage caused by water intrusion.

Digestion Operations (620) Mechanical

- Replace the six (6) sump pumps (620-SP-01 to 06), increase the capacity of the sumps and sump pumps 620-SP-03 & 04 to match 620-SP-01 & 02, and address area classification issues. (Please note that ventilation improvements as a result of the HVAC ventilation study findings may be made which could result in an electrical reclassification of the OSP 620 area).

- Replace the four (4) digester sludge transfer pumps 43P19-1 to 4 and valves and address area classification issues. (Please note that ventilation improvements as a result of the HVAC ventilation study findings may be made which could result in an electrical reclassification of the OSP 620 area).

- Install additional instrumentation for monitoring and control of the digester sludge day tank.

- Replace the level sensors on the digester sludge day tank.

- Install an automatic drip trap on the iron sponge piping.

- Replace the four (4) odor control units connected to the PRVs on top of each digester.

- Replace the four (4) digester hot water pumps (49P22-1 to 4) Polymer & Ferric Chloride (011) Replacement:

- Replace all ferric chloride equipment (10 metering pumps, piping, valves & pipe supports) with new skid systems. Replace with VFDs rated for constant torque where appropriate. Ensure the controls are located outside of the containment

Appendix 1 - SSIP Quarterly Report

area.

- Replace the seven (7) polymer feed pump systems (mixed liquor, GBT, and screw press polymer feed).

- Replace the three (3) neat polymer and three (3) mixed polymer transfer pumps.

- Evaluate the condition of the six (6) polymer tanks (2 - 9,200 gal Neat Polymer Storage tanks, 2 - 2,000 gal Polymer Mix Tanks, 2 - 2,000 gal Polymer Feed Tanks) and replace as necessary.

Primary Clarifiers (042) Structural Refurbishment

- Patch and coat concrete areas and address structural defects per CER "Confined Space Wetted Concrete Condition Assessment and Repair Report"

Primary Clarifiers (042) Mechanical

- Replace the five (5) clarifier influent inlet valves and flowmeters (to be coordinated with R&R Program)

- Replace the five (5) clarifier drain valves

- Replace the five (5) clarifier sludge collectors (longitudinal and transverse

- Replace the ten (10) primary sludge pumps

Aeration Tanks (200) Structural Refurbishment

- Patch and coat concrete areas and address structural defects per CER "Confined Space Wetted Concrete Condition Assessment and Repair Report"

Aeration (200) Mechanical

- Replace the three (3) aeration tank influent sluice gates

- Replace the two (2) aeration tank dewatering pumps

- Replace the eighteen (18) aeration tank mixer gear boxes
- Replace the three (3) primary effluent bypass valves and associated pneumatic actuators and controls

- Provide one (1) strap on doppler-type flow meter for installation on the bypass line at a suitable location

- Potentially add up to three (3) additional aeration tank mixers

- Replace the aeration tank purity sensors and mixed liquor channel air diffusing system piping

UPS Battery Replacement

- Design and install a new plant-wide UPS system to replace the five (5) temporary plant-wide UPS battery systems associated with the following control panels:

- o CP- 4, Secondary clarification process

- o CP-5, RAS Pumps

- o CP-6, W3 Water Pumps

- o CP-17, HVAC exhaust in the primary and secondary clarifier areas

- o CP-23, Plant air system

Cogeneration Building (800) Mechanical

- Replace the sump discharge piping associated with sump pumps 800-SP-01 & 02

Additionally, this project will fund the construction of the following two projects from the R&R Program:

- OSP 042 Primary Clarifier Improvements (Helical Scum Skimmer)

- OSP Grit Classifier & Influent Gates Replacement

OSP-5 - OSP Odor Control Upgrades

Specific work includes the following: Primary Odor Control System Improvements: 1.Covering of the influent and effluent channels in OSP 042. The primary clarifiers would remain open and uncovered. 2.Refurbishment of the existing Odor Control Units (OCUs) serving OSP 042. 3.Installation of heating coils to be used to pre-heat the foul air extracted from below the covered channels, OSP 042 building space, and the aeration basin channels prior to treatment through the OCUs. 4.Other miscellaneous improvements include new variable frequency drives (VFDs) at the supply fans, new odor control fans with VFDs, duct repairs at odor control fans, replacement of fan differential pressure switches and automated ventilation modulation. Secondary Odor Control System Improvements: 1.Sealing the inlet weir channel openings and effluent channel openings with aluminum checker plate hatch covers. The secondary clarifiers would remain open and uncovered. 2.The air from the channel head spaces would be extracted and treated by two existing OCUs. 3.The room air will contain very low odor/moisture concentrations and will be transferred to OSP 530 as makeup air and then exhausted outdoors without treatment. 4.A heating coil will be installed to pre-heat the foul air prior to the OCUs. 5.Other miscellaneous improvements include new VFDs at supply fans, a new odor control fan, new space exhaust fans

with VGDs, rebalancing existing odor control fans, blank-off plates at existing ductwork, replacement of motor control center (MCC) exhaust fan along with associated ductwork and disconnect switch, replacement of fan differential pressure switches and automated ventilation modulation. Replacement of High Head Loss Fittings: 1. Replacement of two rectangular elbows in a Z-type configuration which supply HVAC supply air to the second floor Gravity Belt Thickening Area in OSP 011 with two smooth radius elbows with a splitter vane.

OSP-7 - Admin Bldg (OSP 930) Health & Safety Improvements

A wide range of health and safety related improvements were identified as part of the Oceanside Plant (OSP) Condition Assessment Repairs Project. Specific work includes the following: Repair concrete deficiencies, water infiltration, and drainage issues within OSP 930 per conceptual engineering report (CER) "Concrete Surface Condition Assessment and Repair TM". Replace the three (3) OSP 930 building sump pumps. Replace the nine (9) Laboratory Fume Hoods. Replace the laboratory and freight elevators (freight elevator is higher priority).

OSP-8 - OSP DCS Upgrade (Construction)

This project will replace the aging control system infrastructure at OSP and other satellite wastewater facilities like WSS as the existing DCS equipment are obsolete. The upgrades include converting all existing DCS, Wonderware HMI, and programmable logic controllers (PLCs) to Emerson-based systems as specified by the Facility-Wide DCS Control Upgrades Project, and upgrades to OSP's aging control panels, annunciator panels, sensors, disconnect switches, bare grounding wiring and control devices. The DCS supplier will provide design and installation services. In addition to the needed DCS upgrades to the specified Emerson-based systems, a wide range of DCS-related improvements were identified as part of the OSP Condition Assessment Repairs Project. These are listed below, but should be further evaluated during planning and design by the DCS Contractor.

OSP 011 Building • Replace local control panels LP-02-2, LP-03-3, LP-12-1. Replace control panels CS-02/03-1, CS-47-1 and CS-47-3. Replace panel FP12-1. Refurbish CP-1, CP-9, CP-10, CP-12, CP-14, CP-15 and CP-19. Replace 25 standard disconnect switches in the Bar Screen Room. Replace 20 Class 1/Division 1 disconnect switches in the Bar Screen Room.

OSP 042 Primary Clarifiers • Replace 21 disconnect switches and all bare copper grounding wire. OSP 200 Aeration Tanks • Replace/Refurbish control panels CP-2 and CP-3 with new annunciator panels and LED lights. • Replace existing FP-10-1 next to CP-3. This aeration panel has a PLC and internal relay boards that are identical to the FP12-1.

OSP 230 Secondary Clarifiers • Replace local control panel (CP-13) and refurbish the annunciator panel.

OSP 620 Digestion Operations • Replace control panels CP-22, LP-47-20 and Day Tank Bubbler Panel for code compliance. Please note that these control panels may not require replacement if ventilation improvements are made which result in an electrical reclassification of the OSP 620 area. Recycled Water Facility • Interface with the PLC

10037777 - OSP & WSPS Security Enhancements

The project involves the following security upgrades: Upgrading card readers and door contacts at all perimeter doors and ensuring proper operation Replacing and furnishing gate and gate operator including structural support, electrical power and controls Adding protective cages around outdoor chemical and electrical equipment, including an allowance for replacing/repairing the existing perimeter fence and fence support as needed Furnishing, installing, and configuring servers for video recording, management and analytics Configuring security fiber optic connectivity and adding video camera units and local recording Establishing prune landscaping, adding new security signage, and upgrading lighting to dusk-activated LED lighting Adding interior presence sensing connected to an intrusion detection panel and alarming to security

OSP-11 - Gaseous Oxygen System (OSP 011)

Upgrades

The appropriate technology and alternative would be explored in the project's planning phase, but as a basis for this project, replacement of the PSA units with vacuum pressure swing adsorption (VPSA) units is assumed. PSA reduces the desorption pressure compared to VPSA, which allows for a higher percentage of available oxygen to be recovered and less air to be processed. This project includes the replacement/upgrade of the existing gaseous oxygen (GOX) system at OSP as detailed below: 1. Demolish/remove the three (3) existing 10 ton per day PSAs 2. Install two (2) new 10 ton per day VPSAs 3. Replace the GOX line connecting the VPSAs to the OSP 200 Aeration Basins

North Point Wet Weather Facility Projects

10026821 - Northpoint Outfall Refurbishment (Completed)

Rehabilitation of the outfall system includes removal of sediment/debris inside subterranean reinforced concrete sewers and repair of concrete spalls, cracks and damaged linings with epoxy. Rust formations will also be removed, followed by re-lining of existing cast-iron pipes (CIPs) with epoxy lining that provides the protection against the extreme corrosive marine environment and strength to withstand operating and hydrodynamic loads. In addition, sediments deposited inside and around the diffuser pipes will be removed and disposed of, along with associated steel supporting brackets. The project will also include installation of a new cathodic protection system for the Outfall System CIPs, ductile iron pipes (DIPs), and Outfall support structures under Piers 33 and 35; repair of damaged coating of Outfall pipes and supports; and installation of air vents and air relief valves on the outfall to release entrapped air.

10026822 - North Shore Pump Station Wet Weather Improvements

The project scope consists of:

- Demolition of the Materials Testing Lab within the North Shore Pump Station.
- Replace four Dry Weather (DW) pumps with

larger units so that 3 of the 4 pumps are capable of pumping 75 mgd during wet weather.

- Replace/extend discharge piping as needed for new flow path.
- Upgrade dewatering system, personnel elevator, bridge cranes, ventilation system and odor control system.
- Replace dry weather bar screens.
- Upgrade electrical systems.
- Full-range flow meter for each discharge pipe for measurement and regulatory requirements.
- Upgrades to existing standby generator to operate any one (1) of the dry weather pumps.
- Upgrades to the existing ferrous chloride system with double walled tanks, metering pumps and secondary containment system.
- Corrosion control and concrete coating at inlet channels and wet well.
- Re-roof North Shore Pump Station.

NPF-1 - Sedimentation (NPF 040/041) Tanks Condition Improvements

The project will perform condition improvements and upgrades to the sedimentation tanks, including the following components: NPF 040 & NPF 041 Sedimentation Buildings No. 1 & 2 Improvements:

- Concrete structural rehabilitation (patch and coat basin concrete and repair cracks)
- Replace doors that are in poor condition
- Evaluate HVAC system and ventilation and install a new heating system for locker rooms
- Replace building hot water system
- Building structural repairs, including replacement of roof (consider the presence of solar panels)
- Address NFPA 820 area classification issues in the locker room, control room & basement
- Rehabilitate locker rooms. Evaluate separating personnel areas from process areas
- Repair/replace deteriorated piping, equipment supports and other corroded metallic components
- Upgrade non-compliant stairs and hand/guardrails. Guards noncompliant at sedimentation tanks
- Provide no-flow cutoff for sludge pumps to protect pumps from running dry
- Replace building sump pumps and two (2) air compressors in NPF 041

- Upgrade NPF 041 server room to prevent foul air and water from entering

- Remove all abandoned-in-place equipment

NPF 043 Grease & Scum Removal Building Improvements:

- Concrete structural rehabilitation (repair cracks and spalling, patch and coat areas exposed to wet conditions)

- Building structural repairs, including roof replacement, general piping and corroded metal items

- Replace all roll-up doors

NPF 060 Sludge Control Building (including NPF 061, NPF 062, NPF 063, NPF 064) Improvements:

- Concrete structural rehabilitation

- Building structural repairs, including roof and door replacement, repair general piping, handrails, metal items corrosion

- HVAC/ventilation upgrade • Replace doors, a dewatering pump, and sump pumps

- Replace elevator (evaluate industrial-type elevator) and MCC

- Remove abandoned-in-place equipment, particularly electrical and modernize control room and "lab" room

NPF-2 - Admin Bldg (NPF 930) Evaluation & Interim H&S Improvements

This project involves an evaluation of NPF 930 to provide safe working conditions for employees. The interim rehabilitation components will be identified during the planning stage of the project, but as a basis, the following items are assumed:

- Interim structural repairs (repair deteriorated concrete)

- Replace roll-up doors and make make entrance ADA accessible

- Replace UPS for the emergency lighting system

- Replace elevator

- Rehabilitate HVAC system (including heating, vent fans, and ducting)

- Electrical improvements needed for Southside buildings to serve lower voltage applications

- Assess need for crane, replace if appropriate (used to access dewatering sump pumps)

- Evaluate area and use of dewatering sump pumps; replace pumps, piping, valves, EI&C, if appropriate

- Inspect/replace guardrails/handrails

- Install fire sprinklers/alarms and exit lighting, replace and install new lighting

NPF-3 - Dechlorination Process (NPF 500) Evaluation & Interim Rehab

The interim rehabilitation components of the project at NPF 500 are as follows:

- Repair deteriorated concrete surfaces

- Leakage into the lower level pump room needs to be addressed

- Repair or replacement of Palmer-Bowlus flume (effective flow monitoring is needed and currently not available)

- Assess the dewatering system pumps and piping; dewatering pumps and suction lines to be inspected and repaired/replaced

- Repair general piping, metal items corrosion

- Upgrade/replace the HVAC systems

- Evaluate if new sampling system is needed. If required, replace sample pumps and ISCO samplers, or provide a sampling system

- Assess functional need for replacement of chlorine residual analyzers (currently not in use)

- Assess disinfection (hypo contact) and dechlorination (bisulfite contact) functional needs

- Evaluate condition of two seal water pumps In addition, a process evaluation of the facility should be undertaken, which will involve evaluation of the long-term plan for the facility. This will determine whether the Roundhouse should be upgraded, or eliminated and replaced by another type of disinfection & dichlorination system.

10037904 - NPF & NSS Security Enhancements

The components of the project are as follows:

- Upgrade continental card reader access control

- Replace and furnish gate and gate operator including structural support, electrical power and controls

- Add protective cages around outdoor equipment, & repair/replace perimeter fence

- Furnish, install and configure servers

- Configure security fiber optic connectivity & add video camera units

- Add signage, lighting and prune landscaping

- Provide interior presence sensing connected to intrusion detection panel

NPF-6 - NPF DCS Upgrades (Construction)

This project will replace the aging control system infrastructure at NPF as the existing DCS equipment are obsolete. The needed upgrades include converting all existing DCS control systems to Emerson-based systems as specified by the Facility-Wide DCS Control Upgrades Project, and upgrades to the aging control panels, annunciator panels, sensors, disconnect switches, bare grounding wiring and control devices.

The DCS supplier will provide the following design services:

- Network configuration and architecture design
- Equipment location and layout design
- DCS panel layouts and wiring diagrams
- Loop drawing development
- Control narrative development support
- Human Machine Interface (HMI) screen standards development
- DCS application software development

The DCS supplier will provide the following equipment:

- Process control module panels
- Remote I/O (RIO) panels
- Server equipment and racks
- Main fiber distribution rack panels
- Marshalling panels or "B" panels
- Fiber optic patch panels and terminal panel
- Network switches and routers

COLLECTION SYSTEM

Central Bayside System Improvement Project

10002102 - Central Bayside System Improvement Project - Phase 1

The Central Bayside System Improvement Project (CBSIP) will provide collection system enhancements to both the Channel and Islais Creek watersheds including redundancy for the existing 66-inch Channel Force Main, infrastructure improvements to sewers and pump stations, and stormwater management. Major components of the project consist of a tunnel to transport (via gravity) dry and wet weather flows from the Channel and North Shore watersheds to

the SEP, a large all-weather pump station to lift the flows into the SEP, improvements to Channel Pump Station (CHS), and infrastructure improvements within the watersheds. This project will provide planning, environmental review, and preliminary design for the improvements. Design and construction of CBSIP will be completed in Phase 2 of SSIP.

The Channel Tunnel will include a gravity tunnel approximately 24-feet in diameter and up to 10,000 feet long, extending from the existing CHS near Mission Creek to the SEP. It will also include a new Channel Tunnel Lift Station (CTLS) with approximately 120 MGD capacity, located in the vicinity of the SEP at the southern end of the Channel Tunnel. The existing CHS will be retrofitted to include additional pumping functions, potential grit removal, and potential odor control.

Interceptors/Tunnels/Odor Control

10033106 - Geary BRT Sewer Improvements Phase 2

SFMTA is implementing the Geary Bus Rapid Transit (BRT) Program and SFPUC will be a partner to replace/upgrade sewers along the Geary Corridor. Any sewer work required, whether it is sewer relocation, sewer rehabilitation or sewer replacement, will be undertaken as part of SFMTA's project.

SFPW has started the pre-planning effort in determining sewers that may need replacement due to age and/or condition. Approximately 2.2 miles of sewers on this Geary corridor, from Stanyan Street to 34th Avenue (Phase 2 of the BRT Program), and on nearby cross streets, have been identified as possibly needing replacement. The weighted average age of these sewers is 74 years.

10034718 - Large Sewer Condition Assessment and Improvements

This is a collection of sewer improvement projects that will rehabilitate and/or replace Large Sewers (sewers greater than 36-inches in diameter or equivalent diameter) that has been prioritized using Collection System Asset Management Program (CSAMP) data with the highest risk level for failure. The collection of projects (or

subprojects) were identified from the efforts of SSIP Phase 1 projects, 10002641 - Collection System Condition Assessment.

Included as one subproject to construct an intertie between the existing 66-inch diameter Channel Force Main sewage conveyance line to the Islais Creek Transport/Storage Box.

As of September 2021, the list of subprojects under 10034718 include:

- A) Channel Force Main Intertie
- B) New Montgomery, Mission, Jessie, & Minna Streets Brick Sewer Rehabilitation
- C) Panhandle and Inner Sunset Sewer Improvements
- D) Tenderloin and Nob Hill Sewer Improvements
- E) Chinatown and North Beach Sewer Improvements
- F) Castro District Sewer Improvements
- G) South Van Ness Ave Sewer Improvements (joined Paving Project)
- H) East SOMA Sewer Improvements
- I) Hayes Valley Sewer Improvements
- J) West SOMA Sewer Improvements

10033745 - Mission Street, 16th to Cesar Chavez Streets, Brick Sewer Rehabilitation

Based on the outcome from SSIP Project CWWSIPCSSR02, Collection System Assessment, "Mission Street, 16th to Cesar Chavez, Brick Sewer Rehabilitation" (Mission BSR), and "New Montgomery Brick Sewer Rehabilitation" (NM BSR) projects were identified. The planning work for Mission BSR was completed with CWWSIPCSSR02, and the planning work for NM BSR was completed in this project. The remaining project phases for Mission BSR are included in this project. Other large-diameter sewer improvement projects will be implemented with other capital projects, such as Project No. 10034718.

The purpose of this proposed project is to rehabilitate the certain existing main sewers located on Mission Street (between 16th and Cesar Chavez Streets). This proposed project includes design, right-of-way, environmental, bid and award, construction and closeout phases to rehabilitate approximately 5,000 linear-feet of the large-diameter sewers, located on Mission Street, between 16th and Cesar Chavez Streets, utilizing

trenchless rehabilitation methods (cured-in-place liner, spray-mortaring or slip-lining).

10002554 - Richmond Transport Modeling (Completed)

Historically, geysering and blown manholes have been observed in the Richmond Transport/Storage Tunnel and upstream sewer system during large storms. These phenomena may be due to surge activity in the system, release of trapped air pockets, or excessive venting relative to the available vents. Various hydraulic models were performed using InfoWorks and some physical improvements to the system have been made over the last 15 years. The hydraulic modeling performed could not account for air pockets or potential bores in the system; therefore, WVE and SFPW/Hydraulics agreed that consultant support was needed to provide numeric modeling that can stimulate the known situation and provide recommendations for capital improvements to address the system issues.

This project included the review of two separate models: the InfoWorks Integrated Catchment Model (ICM) of the San Francisco collection system, and a Transient Analysis Program (TAP) model of the Richmond Transport/Storage Tunnel and associated sewers and amenities. Recommendations for improving the system and addressing the identified issues were developed in a technical memorandum (TM). Since the completion of the TM, a new project was initiated to evaluate and determine which recommendations from the TM would be implemented through construction. This project ended at the Planning Phase.

10002641 - Collection System Condition Assessment

This project consists of:

- Performed condition assessments and confirmed the needs for rehabilitation or replacement of approximately 10-miles of sewers.
- The following condition assessment steps are taken:
 - o Identified goals for condition assessment,
 - o Determined the type and level of condition assessment needed,

- o Performed asset inspection,
- o Performed data analysis, and
- o Provided recommendations for projects to be rehabilitated through SSIP Project 10033745, 10034718, and potentially future capital projects or R&R projects.
 - Completed the planning phase, including the CER, for the first group of large-diameter sewers located on Mission Street, between 16th and Cesar Chavez Streets, with the remaining project work for Mission Brick Sewer Rehab will be implemented through FSP Project No. 10033745.

10002652 - Kansas and Marin Streets Sewer Improvements

The purpose of the Kansas and Marin Streets Sewer Improvements is to address the SSIP Level of Service (LOS) goals of managing stormwater from a statistically derived storm lasting 3-hours, with a total of 1.3-inches of rainfall and defined peak rainfall intensity (5-year 3-hour, LOS storm). The proposed project includes planning, environmental review, right-of-way, design, construction and closeout phases and assumes the following scope of work:

- Entering into a Memorandum of Understanding (MOU) with San Francisco Public Works (SFPW) to allow the sewer construction and permanent sewer alignment within their Cesar Chavez Maintenance Yard, and providing for temporary staff parking to replace spots displaced by the construction
- Utilizing design-build method (vs. design-bid-build) project delivery method; where, a Request for Qualification will be followed by a Request for Bid, and the selected bidder or design-builder will complete the design from 65% to 100% design and also construct the approved design and project.
- The design-builder will design and construct approximately 900 linear feet of 8-foot diameter tunnel installed using micro-tunnel boring machine (MTBM) construction method in the MOU through SFPW's Maintenance Yard.
- The design-builder will design and construct two new reinforced concrete junction structures (including angled access manhole structures) to connect with the existing sewers, and design and construct surface restoration improvements

associated with project completion.

10002689 - Drumm and Jackson Streets Sewer System Improvement

The purpose of the Drumm and Jackson Streets Sewer Improvements is to address the SSIP Level of Service (LOS) goals of Operational Reliability (State of Good Repair). The project includes planning, environmental review, design, bid and award, construction and closeout phases for the following scope of work:

- Completed trenchless rehabilitation of the following sewers using spray-mortaring and epoxy coating:
 - o Approximately 800 feet of the Drumm Street Box Sewer (7'6" x 6'0").
 - o Approximately 200 feet of the Jackson Street Box Sewer (8'6" x 7'0").
- Completed associated work with the rehabilitation, including:
 - o Performed sewer cleaning prior to the trenchless rehabilitation.
 - o Bypassed sewer flow by damming and piping through the existing box sewer.
 - o Performed surface restoration.
 - o Coordinated work with WWE to ensure worker safety and prevent any wet weather impacts.
- Completed CEQA approval and public outreach of the project.
- Entered into a Memorandum of Understanding with SF Port for the work near the intersection of The Embarcadero and (the paper street) Jackson Street.

10002760 - Cargo Way Sewer Box Odor Reduction

The proposed project consists of:

- Preparation of a Needs Assessment Report to identify odor control opportunities in the Bayside collection system based on the WATS model evaluation. (Completed).
- Odor control improvements identified by Operations for sewer box located at Cargo Way include the following:
 - o Identification of flow sources and potential Infiltration and Inflow (I&I) issues
 - o Installation of tee at Booster Pump Station Effluent manifold
 - o Trenchless installation of 50 LF of 12-inch

Ductile Iron Pipe (DIP) inside 18" steel casing beneath SFMTA tracks

- o Installation of 3,950 LF of 12-inch DIP
- o Installation of backflow preventer and control valves
- Obtain CEQA approval (CatEx is assumed) and other necessary permits as necessary to implement project (such as Maher and BCDC application)
- Establish construction and long-term MOU with SFMTA and SF Port
- Conduct public outreach to the community, including SF Port and its stakeholder

10031676 - Rutland Sewer Improvements (Completed)

Under this project, the hydraulic capacity of the sewers in the project area will be increased to meet the SSIP Level of Service storm. The project will consist of multiple improvements along Rutland Street (from Visitation Avenue to Sunnydale Avenue) including replacing the existing sewer with a larger reinforced concrete pipe, constructing a wet weather diversion structure, and conveying water passing over a weir inside this underground structure during a large storm event through new piping and discharging into a deep wet weather tunnel (Sunnydale Sewer Tunnel). To minimize construction impacts to the community, this sewer work will be constructed with the Visitation Valley Green Nodes Project.

10002664 - Van Ness BRT Sewer Improvements

The scope of sewer work includes the following:

- Construct approximately 20,000 LF of 12-inch to 54-inch diameter VCP and RCP sewers or HDPE sewers in steel casing between Mission Street and Lombard Street for a twin sewerage system along the entire corridor.
- Construct 187 concrete manholes along the new sewer alignment.
- Repair, replace, or construct approximately 2,215 LF of 6-inch or 8-inch side sewers and connect to the newly constructed main sewer.
- Construct 80 new concrete catch basins to ensure proper overland flow drainage around the proposed platforms and bulb-outs.
- Install 121 new cast iron water traps for existing

catch basins to remain where connections to new main sewers are necessary.

- Construct approximately 2,200 LF of 10-inch diameter VCP culverts for new catch basins.
- Inspect newly constructed main sewers, side sewers and culverts by closed-circuit television (CCTV).
- Plug and fill to abandon approximately 1,800 LF of existing sewers where sewers are to be relocated.

10002667 - Better Market Street Sewer Improvements - Phase 1

In line with SSIP's strategy to work with other City and County agencies on projects they initiated to protect value and function of wastewater facilities, SFPUC partnered with SFMTA and SFPW in the Better Market Street (BMS) State of Good Repair Program. This interdepartmental project will replace aging sewers. The SSIP will participate in this Program with the replacement of most of the sewers in Market Street, many of which are made of bricks and are over 100 years old in Market Street. This project will consist of three blocks project on Market Street between 5th Street and 8th Street.

10002670 - Geary BRT Sewer Improvements Phase 1

SFMTA is implementing the Geary Bus Rapid Transit (BRT) Program and SFPUC will be a partner to replace/upgrade sewers along the Geary Corridor. SFPUC had previously determined to separately implement the required sewer rehabilitation and/or sewer replacement as a SFPUC contract.

This project includes replacement or rehabilitation of existing 6-inch to 18-inch diameter circular sewers and 3-foot by 5-foot non-circular egg-shaped brick sewers. Approximately 1.5 miles of sewers along this corridor, on Geary Boulevard from Franklin to Masonic (Phase 1 of the BRT Program), and on nearby cross streets, have been identified as possibly needing replacement. The weighted average age of these sewers is 78 years. Cost information provided below is based on the net present value of the initial screening and will change once project proceeds to design phase.

10002672 - Central Subway Sewer Improvements (Completed)

This project is related to the SFMTA Central Subway Phase 2 of the Third Street Long Range Transportation Plan Project that will extend rail service from Fourth and King Streets to a northern terminal at Stockton and Jackson Streets. The purpose of this project is to include sewer improvements to avoid conflicts with the proposed light rail scope and to minimize future repair and replacement impacts. The sewer improvement project includes reconstructing existing 78-inch sewer (Fourth Street between Brannan Street and King Street), and relocating/replacing existing 30-inch force main (Fourth Street between Bryant Street and King Street) and 48-inch gravity sewer (Fourth Street between Bryant Street and Brannan Street).

10002687 - Mission Bay Loop Sewer Improvement

SFMTA's Mission Bay Loop Project will install light rail track on Illinois Street between 18th and 19th Streets. The improvements will support the future operations of the Third Street Light Rail in anticipation of the activation of the new Central Subway segment. The existing gravity sewers and force mains on Illinois Street will need to be relocated and/or replaced to avoid future conflicts with light rail operations. This sewer improvement project includes planning, environmental review, design, and construction phases.

Revisions to 2018/New for 2020:

The sewer work has been completed and partial Substantial Completion for the sewer work has been issued in October 2019.

10031546 - Masonic Avenue Sewer Improvements (Completed)

The proposed sewer work is as follows:

- Furnish and install approximately 4,747 LF of 12-inch, 15-inch, 18-inch, 21-inch, and 24-inch vitrified clay pipe (VCP)
- Line existing 12-inch diameter VCP sewer with cured-in-place liner
- Construct 6 and/or 8-inch side sewer connections

- Cast-in-place or precast manholes and catch basins
- Clean/mortar existing manholes

10002776 - Taraval Sewer Improvements

SFMTA is implementing the L Taraval Transit Improvements Program and SFPUC will be a partner to replace/upgrade sewers along the Taraval Corridor. Any sewer work required, whether it is sewer relocation, sewer rehabilitation or sewer replacement, will be undertaken as part of SFMTA's project.

The scope of the sewer work includes replacing approximately 19,000 LF of 12-inch to 36-inch diameter iron stone pipe (ISP), vitrified clay pipe (VCP), reinforced concrete pipe (RCP), or concrete sewers along Taraval Street between 15th Avenue and 46th Avenue, and Ulloa Street between Forest Side Avenue and 15th Avenue for a twin sewerage system.

Pump Stations and Force Mains Improvement Projects

10002417 - Hudson Ave Pump Station and Outfall Improvements (Completed)

The original project scope of work included replacing an existing pump with a new pump station to convey combined sewer flows from an easement sewer (located inside private properties) to the SFPUC sewer system. During the needs assessment and alternative analysis phases, the project team confirmed that only two properties located on Innes Avenue are served by the existing pump. Therefore, the selected solution was a "no project" alternative, where it was recommended that Wastewater Enterprise (WWE) de-activate the existing pump and easement sewer, because this would be the most cost-effective option. Wastewater Enterprise would need to work with the Department of Building Inspection and the affected property owners to re-route the sewer flows to the existing sewers located in the Innes Avenue. Therefore, this project completed the Alternative Analysis Report (AAR) and any remaining work is deferred to WWE for implementation.

10002419 - Force Main Rehab at Embarcadero

and Jackson Streets

This project consists of the following:

- Rehabilitate approximately 190 LF of the NSFM that is located outside the Jackson Street Transport/Storage Box (JST) by installing a 28-inch outside diameter, DR26 HDPE pipe.
 - Replace approximately 50 LF of the NSFM that is located outside the JST and underneath the Jackson combined sewer discharge (not via sliplining).
 - Construction of a valve, valve-vault and associated mechanical/electrical controls to allow WWE Operations to direct combined sewage flows to either the NSCFM or to the existing NSFM.
 - Establish a Memorandum of Understanding with SF Port (and/or its tenant) for the temporary construction and permanent O&M easement for the NSFM asset.
- Obtain CEQA approval (Mitigated Negative Declaration - MND) for the project.
- Perform public outreach to the community, including stakeholders along SF Port's waterfront area.

10026828 - Mariposa Dry-Weather Pump Station & Force Main Improvements

The proposed project consists of the following:

- Increase the dry weather pump capacity to handle a peak flow rate of 5.0 MGD
- Demolish existing pump station building, underground structure, wet well, electrical system, and associated assets to make room for a new pump station.
- Obtain CEQA (CatEx) approval for the project, and apply for necessary permits (BCDC, Maher's Ordinance, etc.) to construct the improvements.
- Construct a new pump station building, underground structures, and wet well within existing SFPUC land and an expansion of the existing SF Port easement, including:
 - o Replacing the deteriorated main discharge valve.
 - o Replacing the crane system with one capable of supporting the larger, new pumps.
 - o Providing security cameras.
 - o Providing emergency access key box at gate and main entry door.
 - o Providing accessible egress gate and improving

Factor truck access by modifying perimeter fence.

- o Providing code-compliant emergency exit lighting with battery backup along egress path of travel and at exterior door landing.

- Construct new MCCs, DCS, PLC, panels, power service, and level monitoring system, including:
 - Upgrading and/or replacing power service to the pump station to accommodate power requirement for new dry weather pumps.
 - Evaluating PLC replacement as part of ongoing effort to replace PLCs system-wide.
 - Replacing the compressor and receiver to maintain system reliability during the service life of the building and evaluating Ultrasonic Level Detection as primary control instrument.
- Construct new HVAC and Odor Control System, including:
 - o Investigating the adequacy of the current HVAC system to provide necessary ventilation and replacing HVAC equipment as required.
 - o Replacing odor control unit and ducting. New odor control unit type will be decided by WWE O&M for system-wide consistency of odor control equipment and operations.
 - Obtain permanent power supply from Power Enterprise.
 - Replace the existing dry weather force main with a new larger diameter force main downstream of the new dry weather pump station. Utility coordination and/or relocation may be necessary with the replacement of the force main.
 - Establish MOU or apply for encroachment permit for temporary construction easement within SF Port's jurisdiction.
 - Conduct public outreach to the community, including SF Port and its stakeholders.

10026829 - Cesar Chavez Pump Station (Completed)

Under this project, stormwater and groundwater that collects under the Cesar Chavez freeway underpass within a bounded area will be conveyed to SEP. As this is not an all-weather pump station, WWE determined that this project is a lower priority than other all-weather pump stations. The remaining needs of the project may be added to the WWE R&R program list for consideration. After the NAR and the Draft AAR

were completed, it was determined that this project is less critical than other dry-weather or all-weather pump station improvements. Therefore, this project will complete the Draft AAR and any remaining work is to be deferred to the WWE R&R program for consideration. This SSIP project will end at the Draft AAR phase.

10002465 - Marin Street Sewer Replacement (Completed)

The purpose of the project is to upsize the existing 24-inch diameter sewers (located between the intersection of 3rd Street and Marin Street and the Marin Street Outfall Structure, or Project Location) to handle additional dry-weather flows projected from the tributary area. The wet-weather conveyance associated with this sewer system would also be evaluated but no wet-weather conveyance issues were included in this project.

Hydraulic studies of the watershed area was performed to determine the hydraulic adequacy of the pipelines in the area based on expected flows from approved developments, as well as to confirm the necessary pipe size. Based on the results from the hydraulic studies, the existing 24-inch diameter sewers at the Project Location were replaced with 30-inch diameter sewers. CEQA approval was obtained, along with other necessary permits such as BCDC and Caltrans permits. A MOU was executed with the SFMTA to execute this work as a portion of the Project Location is located within SFMTA jurisdiction.

10002485 - Griffith Pump Station Improvements

The project consists of:

- Replacing the dry weather and wet weather pumps, including installation of new sump pumps to maintain the existing capacity of 11.5 MGD and 120 MGD.
- Installation of new bar screens (including motors, VFDs, housing, control panel, hardware, etc.).
- Installation of two new bridge cranes in the manifold room and main pump area.
- Replacement of the bar rack room crane with a new monorail system.
- Perform structural modifications, as necessary, in support of mechanical systems installations,

including: Replacement of the dry weather manifold piping and associated appurtenances with HDPE pipes (associated appurtenances include check valves and knife gate valves, and pipe supports [flowmeter will be salvaged]).

- Modification of the manifold room stairway and catwalk to accommodate a new crane system and widening of manifold room access hatch.
- Downsize the OCU exhaust fans to match capacity rating of OCU (to better facilitate removal of hydrogen sulfide).
- Modification of the HVAC system to increase the hourly air changes in the bar rack area, in accordance with WWE standards and NFPA 820.
- Removal of most of the dry weather manifold piping in manifold room. This would include check valves and knife gate valves, while flowmeters would be salvaged.
- Construction of two canopy systems to protect outdoor equipment, including chemical tanks, metering pumps, ultraviolet light, and associated deteriorating elements.
- Installation of a tamper-proof roof access ladder.
- Replace and improve electrical work; including a new station switchgear, MCCs, one ATS, and refurbish existing standby generator.
- Upgrade existing station with new automation and instrumentation equipment, control devices, and programmable controllers.
- Obtained CatEx (CEQA approval) for the project.

10002138 - North Shore to Channel F M Drainage Improvement (Completed)

North Shore Force Main (NSFM) provides critical conveyance of combined sewage and stormwater flows from the northeastern quadrant of San Francisco to SEP. Before this project, this force main did not have any redundancy and could only be taken out of service for no more than 22-hours to meet the NPDES permit requirements. Approximately 2,750 LF of the 8,000 LF of this force main were located in The Embarcadero Roadway and either constructed of steel pipe or ductile iron pipe (both are susceptible to corrosion). After emergency repairs in 2008, a project was initiated under the Wastewater Capital Improvement Program to

construct a redundant force main (North Shore to Channel Force Main [NSCFM]), so the 2,750 LF of the existing NSF M may be taken out of service for a complete repairs. As the construction work progressed, many unforeseen site conditions, including discovery of seven underground storage tanks, caused significant delays to the project and additional funding was needed to complete the construction contract. Since the project contributes to the SSIP Level of Service ensuring critical functions are built with redundant infrastructure, the project team obtained approval from SFPUC to reallocate funds from SSIP to provide additional construction and construction management funds.

The NSCFM is now in service and combined sewage flows are diverted to the NSCFM; thereby, allowing the remaining 240 LF of the DIP section of the NSF M to be rehabilitated. The construction contract became a joint-project between SFPUC Wastewater Enterprise and SFPW Paving Program and was led by SFPUC.

10037251 - Seacliff No. 1 PS & FM Upgrade

Seacliff No. 1 Pump Station (PS) was constructed in 1929 and operates in dry and wet weather and has two pumps. An eight-inch diameter force main (FM) connects the pump station to an existing sewer on El Camino Del Mar Drive that drains to the Richmond Transport Tunnel. An overflow structure for Combined Sewer Discharge No. 005 (CSD 005) is located within Seacliff No. 1 PS, and permitted overflows from CSD 005 drains to China Beach.

The purpose of this project is to replace Seacliff No. 1 PS and FM, in accordance with the Operational Reliability LOS Goal (Performance Requirements & Water Quality). This project includes planning (including condition assessment, needs identification, alternative analysis and conceptual engineering), design, right-of-way, environmental, bid and award, construction and closeout phases. Although the project scope depends on the outcome from the planning phase and scope freeze efforts, the current schedule and budget include the following assumptions and scopes of work:

1. Replacement of pump station and wet-well at

its existing location. The new pump station would be a new, single-story above grade building (approximately 100 square-feet).

2. Replacement of approximately 930 linear feet of 8-inch force main at the same alignment.

3. Installation of a new connection from new pump station to CSD 005.

4. Installation of flow monitoring devices for post-storm evaluation.

5. Installation of floatable controls at the overflow structure to CSD 005.

6. Installing a redundant pump for 'n+1' redundancy during wet weather.

As the current sewer assets are partially located on Federal/GGNRA property, substantial efforts with right-of-way coordination, environmental and other permitting is required. Potential impacts from the permitting and ROW coordination will be better quantified as the project progresses.

10037246 - Seacliff No. 2 PS & FM Upgrade

Pump Station Scope of Work: Electrical equipment, power service, generator system, level monitoring system, process equipment, buildings, underground structures, wet wells, and surrounding site.

Seacliff No. 2 Pump Station (PS) was constructed in 1940 and conveys dry and wet weather flows with three submersible pumps. An eight-inch diameter force main (FM), approximately 1,060 linear feet long, connects the pump station to an existing sewer on El Camino Del Mar Drive and drains to the Richmond Transport Tunnel. The overflow structure for Combined Sewer Discharge (CSD) 007 is located in Seacliff No. 2 PS, and permitted overflows from CSD 007 drain to Baker Beach.

The purpose of this project is to rehabilitate Seacliff No. 2 PS and FM, in accordance with the Operational Reliability Level-of-Service Goals (State of Good Repair). This project includes Planning (including condition assessment, needs identification, alternative analysis and conceptual engineering), for the following scope of work and assumptions:

1. Assume existing PS can be rehabilitated and upgraded to meet current building codes, including:

Appendix 1 - SSIP Quarterly Report

- a. Perform seismic retrofit of the existing pump station building and associated mechanical and electrical equipment, piping, and fittings.
- b. Address fire, emergency and health and safety requirements.
- c. Assume damaged concrete and exposed rebar can be repaired.
- d. Assume deterioration of the existing wet-wells can be repaired.
2. Replace the three submersible pumps in kind (47 horsepower pumps).
3. Replace other mechanical and process equipment, including: existing crane, bubbler system, piping, valves, inlet gate and operator, water system components, and washdown pump.
4. Provide protective coating to all exposed metal piping, fittings, and valves.
5. Replace all electrical equipment.
6. Upgrade fiber optic connection.
7. Address PS security needs, including providing: perimeter camera, access key box at gate, egress compliant gate hardware and level lockset or panic hardware exit device and solid panel surrounding lock.
8. Replace existing eight-inch force main with 16-inch force main in the same alignment.

10037303 - Sunnydale PS Safety Improvements

Sunnydale Pump Station (PS) was constructed in 1991 and operates in wet weather to manage flows within the Sunnydale Drainage Basin. This PS is prone to groundwater intrusion, which has corroded the building structure, electrical and mechanical equipment.

The purpose of this project is to meet the Health, Safety and Security Level-of-Service Goal. Longer-term improvements at this station are in a separate project and scheduled later in the capital improvement program. This project includes Planning (including condition assessment, needs identification, alternative analysis and conceptual engineering), Design, Right-of-Way, Environmental, Bid and Award, Construction and Closeout Phases. Although the project scope depends on the outcome of the Planning Phase, the project includes the following scope of work and assumptions:

1. Address safety risks from groundwater intrusion, including:

- a. Repair structural deficiencies observed including repair of cracks and leaks.
- b. Upgrade and repair manifold room (including: piping, PRVs, lighting, instruments, equipment).
- c. Address water leakage in manifold room and Motor Control Center (MCC).
- d. Repair leaking door.
- e. Perform electrical repairs.
- f. Replace HVAC equipment that are corroded due to water intrusion.
2. Address Security Concerns, including:
 - a. Install new security signage and upgrade lighting to dusk-activated LED lighting.
 - b. Upgrade card readers and door contacts at all perimeter doors.
 - c. Add interior presence sensing, connected to an intrusion detection panel and alarming to security.
 - d. Furnish, install and configure video recording servers, management server and analytic servers including uninterruptable power supplies (UPS).
 - e. Install video camera units and local recording.
3. Address Other Safety Concerns, including:
 - a. Evaluate and add gas detection system, as necessary.
 - b. Add site lighting at egress penthouse and entrance to station.
4. Other assumptions:
 - a. Construction work will be performed during dry-weather when the PS is offline; therefore, no diversion is needed.
 - b. All work is considered as replacement-in-kind work, and is not expected to affect future operations.
 - c. Longer-term improvements not included in above scope may be performed in future and separate projects.

PS-4 - Pump Station Security Upgrades (CCS, GFS, CHS, MMS)

The scope of security upgrades at the four pump stations is provided below:

Cesar Chavez Pump Station (CCS): Upgrade card readers and door contacts at all perimeter doors; Add interior presence sensing, connect to an intrusion detection panel and alarm security; Provide allowance for replacing / repairing existing perimeter fence and fence support as needed; Add protective cage around outdoor

chemical and electrical equipment; Furnish, install and configure video recording servers, management server and analytic servers including uninterruptable power supplies (UPSs); Configure security fiber optic connectivity back to Southeast Plant (SEP) to enable live video connection; Upgrade lighting to dusk-activated (non-motion) LED lighting; Add new security signage.

Griffith Street Pump Station (GFS): Add bullet resistant glass at perimeter windows; Upgrade card readers and door contacts at all perimeter doors; Add interior presence sensing, connected to an intrusion detection panel and alarm security; Install two (2) new gates, replace and furnish gate and gate operator at one (1) gate location including structural support and electrical power and controls; Provide allowance for replacing / repairing existing perimeter fence and fence support as needed; Add protective cage around outdoor chemical and electrical equipment; Furnish, install and configure video recording servers, management server, and analytic servers including uninterruptable power supply (UPS); Upgrade lighting to dusk-activated (non-motion) LED lighting; Add new security signage; Add video camera units and local recording.

Channel Pump Station (CHS): Repair card reader operation at motorized swing gate; Repair or refurbish any door contacts requiring upgrade to doors; Upgrade card readers and door contacts at all perimeter doors and ensure proper operation; Add interior presence sensing, connected to an intrusion detection panel and alarming to security; Replace and furnish gate and gate operator at one (1) gate location including structural support and electrical power and controls; Provide allowance for replacing / repairing existing perimeter fence and fence support as needed; Furnish, install and configure video recording servers, management server, and analytic servers including UPS; Furnish, install, and configure wireless mesh network; Configure security fiber optic connectivity back to SEP to enable live video connection; Upgrade lighting to dusk-activated (non-motion) LED lighting; Add new security signage; Add video camera units and local recording.

Merlin Morris Pump Station (MMS): Add new security signage; Upgrade lighting to dusk-activated (non-motion) LED lighting; Convert roof and perimeter fencing to be non-porous to protect staff from freeway debris and safety and security risks posed by the public.

PS-5 - Geary Underpass PS Safe Access Enhancements

This project aims to improve access in and around the Geary Underpass Pump Station, in accordance with the Health, Safety, and Security LOS goal. This includes:

- Investigate options to improve maintenance access
- Improve lighting and accessibility improvements to remove and replace pumps
- Verify overhead mounted underpass lighting and install lighting near entrance, if none is present
- Add handrail at entry steps, add ladder fall protection, and upgrade the guardrail at the well opening
- Modify or replace stair guardrails where openings exceed 21 inches clear and at height < 42 inches
- Provide handrails on both sides of stairs

Geary Underpass Pump Station (PS) was constructed in 1960 and operates in wet weather to manage overland flows that collect at the Geary Boulevard underpass located near Fillmore Street. Existing access to this PS poses a hazard to operation and maintenance staff, who must walk beside high traffic areas and on a narrow pathway to reach the PS.

The purpose of this project is improve access to and within the Geary Underpass PS, in accordance with the Health, Safety and Security Level-of-Service Goal. This project includes Planning (including condition assessment, needs identification, alternative analysis and conceptual engineering), Design, Right-of-Way, Environmental, Bid and Award, Construction and Closeout Phases. Although the project direction depends on the outcome of the Planning Phase, it includes the following scope of work and assumptions:

1. Investigate options to improve maintenance access.

2. Improve lighting and accessibility improvements to remove and replace pumps.
3. Verify overhead mounted underpass lighting and install lighting near entrance, if none is present.
4. Add handrail at entry steps, add ladder fall protection, and upgrade the guardrail at the well opening.
5. Modify or replace stair guardrails where openings exceed 21 inches clear and at height < 42 inches.
6. Provide handrails on both sides of stairs.

Combined Sewer Discharge (CSD) and Transport/Storage (T/S) Structure Projects

10037244 - Baker (009) Baffle Improvements

The components of the project at Baker CSD involve the following: install a baffle on the east overflow weir; repair or replace western array of valves to stop leaking ; repair eastern array of valves to prevent leaking ; repair or replace deteriorated metal plumbing pipes; repair minor defects including missing aggregate and infiltration in connecting sewer ; patch and coat minor.

10037245 - Brannan (019) CSD Gate & Baffle Rehab

Scope of work for these CSDs are based on historical performance and WWE Operations video inspection records. The butterfly discharge valve is not working properly, thus the combined flow discharge get interrupted, when valve is not opening. In addition, the flap valve at the end of is stuck in open position and the CSD lacks baffle to control the floatables.

The components of the project at Brannan Combined Sewer Discharge (CSD) involves:

- Improving the discharge system either by restoring the weirs and passive system or repair of mechanical system and valve and actuator
- Replace the flap gate with an inline check valve or another flap gate
- Install baffle for floatables control
- Conduct concrete patching and repair works and repair exposed rebar
- Replace the access ladder

CSD-3 - System-wide CSD & T/S Monitoring Equipment Assessment

The project involves a system-wide assessment of WWE's CSD monitoring equipment for wet weather operations and reporting. The assessment may provide recommendations for replacement or relocation of sensors, calibration needs, technology upgrades, transfer from hard-wired to radio, new installations, additional access, or other recommendations. As an allowance, the project cost assumes replacement and conversion to wireless communication for existing sensors at the following CSD locations: CSD 001 - Lake Merced (3 sensors), CSD 002 - Vicente (3 sensors), CSD 003 - Lincoln (3 sensors), CSD 005 - Seacliff 1 (3 sensors), CSD 007 - Seacliff 2 (2 sensors), CSD 009 - Baker (1 sensor, relocated from Pierce CSD), CSD 025 - 6th Street (1 sensor), CSD 029 - Mariposa (3 sensors), CSD 031A - Islais Creek (1 sensor), CSD 041 - Yosemite (1 sensor) and CSD 043 - Sunnydale (1 sensor). An additional allowance of \$2,000,000 is also included for reliability improvements of sensors at other CSD locations based on the assessment results.

CSD-4 - CSD Structure Rehab & Upgrades - Part 1

A detailed condition inspection should be undertaken prior to design to confirm the scope of structural rehabilitation works. The components of the projects at Laguna (CSD 011), Howard (CSD 018), Fourth St N (CSD 023), Mariposa (CSD 029), Evans (037), Lake Merced (001) and Lincoln (003) are detailed as follows. Laguna CSD Consolidation: This project involves planning, design and construction of Laguna CSD consolidation. For costing purposes, it is assumed that Laguna CSD will be filled with lightweight cellular concrete, with a bulkhead installed at the Marina T/S box and at the sea wall. The following general project elements are assumed: clean and prepare the pipe for decommissioning; remove debris and loose materials, and seal infiltration cracks and holes; demolish existing items as required to facilitate construction activities; relocate and/or cap any existing utilities into the CSD; install a permanent bulkhead at the seawall and a permanent bulkhead at Marina T/S box;

apply anticorrosive coating to all exposed ferrous metals; perform dewatering within the CSD as required; install lightweight cellular concrete; remove access manholes and backfill Howard CSD Rehab: Improve floatables control on flows discharging through the butterfly valve; repair leaking butterfly valve; replace conduit for valve control; patch and coat concrete defects and exposed rebar; investigate potential void and repair; repair missing bricks and mortar; seal major cracks and fractures Fourth St North CSD Rehab: Patch and coat concrete defects and exposed rebar; investigate potential pipe sag; repair missing bricks and mortar; seal major cracks and fractures Mariposa CSD Rehab: Patch and coat concrete defects and exposed rebar; seal infiltration cracks and holes; repair major cracks and fractures; repair or replace manhole cover and ladder rungs; replace monitoring line brackets Evans (037) CSD Rehab: Seal infiltration cracks and holes; patch and repair concrete defects; patch and repair exposed rebar and missing aggregate; repair or replace baffle brackets if necessary Lake Merced (001) CSD Rehab: Seal infiltration cracks and holes; patch and coat concrete defects and exposed rebar Lincoln (003) CSD Rehab: Seal infiltration cracks and holes, patch and coat concrete defects and exposed rebar; seal major cracks and fractures, remove abandoned-in-place flow monitoring equipment and cables

10002299 - Richmond Transport/Storage Tunnel Rehabilitation

The scope of this project includes the evaluation of rehabilitation methods for the Richmond/Transport Storage Tunnel to confirm the previous findings and recommendations included in the physical modeling performed by PMC and presented in October 2013 to resolve historical surge issues identified. The model identified the causes of geysering through vent holes and dislodging manhole covers in various areas and included modification recommendations including odor solutions that will be verified during the Planning Phase of this project.

CWWSIPCSCD02 - Baker/Laguna/Pierce CSD &

Outfall (Completed)

Project has been deferred to Phase 2.

10002303 - Beach and Sansome Street CSD Rehabilitation

Scope of work for these CSDs are based on historical performance and WWE Operations video inspection records include:

Beach Street CSD:

- Cleaning and specific condition assessment of the asset
- Provide necessary ventilation
- Inspection of baffles and restore baffle, if needed
- Inspect weirs and repair crack at the weir
- Repair corroded metal ceiling
- Install a backflow prevention system

Sansome Street CSD:

- Cleaning and specific condition assessment of the asset
- Provide necessary ventilation
- Repair necessary concrete crack and spalling, exposed rebar, and an I-beam
- Replace butterfly valve seals
- Install a backflow prevention system

10002344 - CSD Backflow Prevention and Monitoring

Collection system assets that contribute to saltwater intrusion fall into two categories: conveyance (groundwater infiltration through defects) and CSD structures (tidal backflow, inflow through defects, or groundwater infiltration). A component of this project involves developing and implementing a CSD and conveyance monitoring plan to gather data on the salinity in the whole collection network to be able to locate potential infiltration sources in the collection system and then verify performance once improvements (implemented through SFPUC's R&R Program) have been completed. It is anticipated that the monitoring program will consist of CSD monitoring, as well as monitoring of conveyance systems (pump stations, trunk-line, and mobile sites).

The scope also includes planning, design and installation backflow preventers at selected CSD outfalls, which may include engineering survey of CSD weir elevations and lengths. Backflow

Appendix 1 - SSIP Quarterly Report

preventers will be installed in a phased and monitored approach, with the following priority CSD outfalls considered based on locations with the potential for highest inflow in the system for the same tide:

- CSD 17 – Jackson Street
- CSD 10 – Pierce Street
- CSD 40 – Griffith Street
- CSD 31A – Islais Creek North
- CSD 32 – Marin Street
- CSD 33 – Selby Street
- CSD 41 – Yosemite
- CSD 35 – 3rd Street South

The project scope will be fluid and subject to change based on monitoring results.

10002378 - 5th, North 6th and Division Street CSD Rehabilitation

Hydraulic modeling of the three CSDs will be performed as their functions are related. Scope of work for these CSDs are based on historical performance and WWE Operations video inspection records and include:

- Cleaning and specific condition assessment of the asset
- Provide necessary ventilation
- Repair necessary concrete crack and spalling and exposed rebar

In addition to the work common to all three CSDs noted above, the following will also be completed:

- Provide safe access, rehab/replace the flap gate at 5th St. CSD and North 6th St. CSD
- Refurbish gates at Division CSD
- Repair the baffle at Division CSD
- Installation of a backflow prevention system at the 5th Street CSD structure
- Installation of a backflow prevention system at the 6th Street CSD structure

10031477 - Cesar Chavez Green Infrastructure (Completed)

The purpose of this streetscape and sewer improvement project, which focused on the segment between Guerrero Street and Hampshire Street, was to improve the safety, aesthetics, and infrastructure and transit efficiency of the corridor. This project also turned Cesar Chavez into a sustainable “green street” by increasing the number of street trees, implementing Low Impact

Development (LID) practices, and installing stormwater planters to add green landscaping pockets and provide for stormwater management. The project widened the existing median to allow for many more street trees and landscaping; provided left turn pockets for turning vehicles; widened the sidewalk at the corners; and upgraded the street lighting along the corridor to LED to provide brighter, whiter light and reduce energy consumption. Permeable paving and bioretention were also integrated into the street design. This strategy fuses infrastructure with urban design, allowing the streetscape to become part of the solution to drainage problems. This project has been completed.

10015558/10026813 - Islais Creek Green Infrastructure (Completed)

This project incorporates green stormwater management into an urban design to meet the neighborhood’s needs and the stormwater performance goals for the Islais Creek watershed (i.e. manage the first 0.75 inch of rainfall for a 5-year, 3-hour storm event within the 2.2 acre drainage management area). The project will also provide secondary benefits by creating new plazas that can serve as neighborhood gathering spaces, greening of the neighborhood by adding more vegetated areas within the right-of-way (ROW), and adding curb bulb-outs to enhance pedestrian and bicyclist safety. Additional work includes construction of bioretention and a subsurface infiltration gallery, and developing parking spaces and traffic lane configurations based on recommendations from SFMTA & SF Planning.

10026805 - Sunset Green Infrastructure

Sunset Boulevard is a large arterial roadway with three lanes of traffic in each direction, a central vegetated median, and large City-owned landscaped parcels with walking paths fronting either side. The Sunset Boulevard Greenway project will construct a series of tiered bioretention rain gardens in the western stretch of landscaped parcels along 12 blocks stretching from Golden Gate Park to Lake Merced. The rain gardens will manage stormwater runoff on the west side of Sunset Boulevard from the street,

paths, and a portion of the landscaped parcel area. The project will also incorporate a “Learning Lab” to supplement elementary school curriculum.

10031465 - North Shore Green Infrastructure (Completed)

Stormwater will route to flow-through bioretention planters with surfaces set lower than the surrounding grade. During large storm events, ponded water at the surface of the planters will reach a maximum depth of 6 inches before it crests an overflow weir, either to a lower planter tier or to a concrete valley gutter running the length of the alley. To protect the adjacent building foundations, an impermeable waterproof liner will be placed along the bottom and sides of the planters. New street surfacing and furnishings will provide improved community space for local residents and visitors. The project is designed to manage runoff from 0.1 acres, removing around 300,000 gallons of stormwater in a typical year.

10026807 - Lake Merced Green Infrastructure (Completed)

The project on Holloway Avenue starts at the Ashton Avenue intersection and extends along eight blocks to the Lee Avenue intersection. Corner bulb-outs containing bioretention planters will be installed on the downstream ends of six of the blocks. On the remaining two blocks, roadside bioretention planters adjacent to the curb will manage stormwater in lieu of corner bulb-out planters, which are infeasible due to driveway conflicts. The bioretention planters are sized to manage stormwater runoff from the sidewalk and only a portion of intersection areas in order to minimize their size and the associated parking loss from the new bulb-outs. Permeable pavement installed within the existing parking lanes on both sides of Holloway Avenue will manage runoff from the roadway. The project is designed to manage runoff from 2.1 acres, removing 1.0 million gallons of stormwater in a typical year.

10031676 - Sunnydale Green Infrastructure (Completed)

The Visitation Valley Green Nodes project is comprised of two subprojects (“nodes”) at

different locations within the neighborhood. The first node, identified as the Leland Avenue Rain Garden, is on an open-space parcel owned by the San Francisco Recreation and Park Department at the end of Leland Avenue. The project creates a large terraced bioretention facility that will capture, store, and infiltrate runoff from the impervious roadway and an adjacent vegetated sloped area. This location will also provide community benefits by enhancing an adjacent existing community vegetable garden and creating a pedestrian connection to McLaren Park. The second node, identified as the Sunnydale Avenue Mini-Plaza, consists of large midblock and corner bulb-outs containing bioretention planters at a busy T-intersection at Rutland Street in front of a church/school. The planters remove stormwater while also providing traffic calming and pedestrian safety. The small urban plaza and landscaping will provide a pleasant community space for the neighborhood. The project is designed to manage runoff from 1.8 acres, removing 0.8 million gallons of stormwater in a typical year. Approximately one block of local sewer work on Rutland Street will be included into the construction contract to minimize construction impact. The project cost of that sewer improvement is accounted for separately.

10026809 - Richmond Green Infrastructure

At El Camino Del Mar, the following will be completed under this project:

- New pedestrian crosswalk.
- Sixteen terraced rain gardens adjacent to crosswalks from the Legion of Honor parking lot down to the Lands End Trailhead, including debris traps at the inlets to capture the abundant vegetative litter.
- Subsurface infiltration galleries connected to the northern and southern planters on either side of the road.
- Soil stabilization techniques in selected locations on the southern slope of El Camino Del Mar.
- Sewer main upsizing between Lands End Trailhead and manhole east of 32nd Avenue.
- Upgrade existing crosswalks to comply with the Americans with Disabilities Act.

At Beach Terrace, the following will be completed

Appendix 1 - SSIP Quarterly Report

under this project:

- Sea Cliff Avenue:
 - Permeable pavement in the parking strips between 25th & 26th Avenues.
 - Three rain garden bulb outs at the eastern & western ends of the permeable pavement
 - One flow-through (under-drained) rain garden at the southeast corner of the intersection with 26th Ave., where soils were found to have low infiltration rates
 - Two traditional (infiltrative) rain garden bulb-outs at the southwest corner and eastern edge of the intersection with 25th Ave., where infiltration rates are much higher
 - Improved catch basins on Sea Cliff Avenue west of the 26th Ave. intersection
- GGNRA land:
 - One large, traditional rain garden at the top of the stairway to Baker Beach from the 25th Ave. North cul-de-sac

10026810 - Yosemite Green Infrastructure

Reach 1 - Yosemite Marsh:

- Overflow structure to direct Yosemite Marsh overflow into creek channel (with CSS backup).
- Earthen channel constructed within McLaren Park flow from the Yosemite Marsh to the streetscape right-of-way (ROW) approximately mid-block on Oxford Street between Bacon & Wayland St. & then south along Oxford St. & east along Wayland St.
- Small tributary channel extending southwest from intersection of Oxford & Wayland St.
- Periodic drop structures downstream of the confluence along Wayland St.
- Proposed path running east along Wayland between creek channel and street.
- Conversion of 500 block of Oxford St. & 1400 block of Wayland St. to one-way streets.
- Relocation of a low-pressure fire hydrant from McLaren Park at the corner of Oxford & Wayland St. to the ROW directly across the street.
- Underground creek channel from southwest corner of Wayland and Cambridge St. to McLaren Park east of Yale St.

Reach 2 - Louis Sutter Softball Fields:

- Bioretention facility located near the west side of the soccer field.
- Earthen channel that meanders across the

southern edge of the soccer field.

- Subsurface storage tanks located west of soccer field and northwest of ball field.
- Regraded slopes north and east of the ball field.
- Soccer field will be reset with drainage improvements and replaced irrigation system.
- New overflow structure (to creek channel with CSS backup) constructed on the northern side of McNab Lake.
- Earthen creek channel conveying flows eastward in the ROW north of the ball field to University St., then south down toward Woolsey St.
- Series of channel drop structures on University St.
- Culvert under University St.
- Removal of trees in poor health.
- Wooden deck northwest of the ball field on Wayland.
- Bioretention/ponding area northwest of the intersection of University and Woolsey.
- Provide plant establishment and/or monitoring for the following GI Projects: Islais Creek, Sunset, North Shore, Lake Merced, Sunnydale, Richmond, Channel, and Yosemite.

10031473 - Channel Green Infrastructure (Completed)

The Wiggle neighborhood is a collection point for stormwater flow, both from surface runoff and from the collection system. It is also the focus of a project by the SFMTA to repair roadways and aid the flow of motor vehicles, bicycles, and pedestrians. Many of these traffic calming features provide opportunities for the inclusion of green infrastructure. The purpose of the Wiggle Neighborhood Green Corridor project is to implement low impact stormwater management along the Wiggle bike route between Oak and Baker Streets, along Scott and Page Streets, ending at Waller and Steiner Streets. The project is designed to manage runoff from 4 acres, removing 1.1 million gallons of stormwater in a typical year. Key features of this project will include installation of bulb-outs on selected street corners, bioretention planters, and permeable pavement.

10026816 - Wawona Area Stormwater

Improvement Project

The purpose of this project is to convert the Arden Wood Natural Area to a flood water detention basin by collecting the upstream surface water and diverting it into the area, using series of pipe and inlet systems on the upstream, and a large pipe/micro-tunnel at the intersection of Wawona and 15th.

Watershed Stormwater Management**10029726 - Watershed Stormwater Management (Planning Only)**

This project includes planning and preliminary design support for the watershed stormwater management and implementation of green infrastructure projects. This Watershed Stormwater Management Project planning effort will conduct ongoing smaller and localized watershed assessments as needed to ensure that the prioritized projects are responsive to changing neighborhood conditions and new data. Issues continuing to evolve include: changes in regulations, ordinances and codes such as the Non-potable Ordinance, drought, reductions in dry weather flow, the development of surface flooding solutions, sea level rise, emerging one water technologies and the formation of new neighborhood plans and district As a result of this work GI capital project planning will reflect the best state of knowledge about the Collection System.

10034553 - Green Infrastructure Grant Program (GIGP)

The Green Infrastructure Grant Program (GIGP) offers grants to large public and private property owners to manage stormwater onsite and improve the performance of the collection system during wet weather. The Green Infrastructure Grant Program (GIGP) was established with several objectives: to manage stormwater using green infrastructure, to manage stormwater cost effectively, and to provide customers impacted by the anticipated stormwater cost allocation a mechanism to reduce their stormwater runoff and fees. The grant will cover the costs of design and construction of an approved stormwater management feature, such as rain gardens,

permeable pavement, cisterns, and vegetated roofs. The maximum grant award is \$765,000 per acre of impervious surface managed, up to \$2 million in funding. Maintenance responsibility for the GI lies with the property owner and inspection responsibility with the SFPUC. In order for an application to be considered for funding, the project must meet minimum criteria including: managing stormwater runoff from a minimum impervious area of 0.5 acres; capturing the 90th percentile storm (0.75-inch depth) with the proposed green infrastructure features; and providing co-benefits to the community. The SFPUC has allocated \$25M from FY18 - FY27 for the program. The program will be administered by the SFPUC Wastewater Enterprise with project management support from the Infrastructure Division.

GI-1 - Balboa High School Regional Runoff Reduction Project

The regional stormwater project is centered around Balboa High School in the Balboa Park Neighborhood. This Project involves regional stormwater collection from, San Miguel Child Development Center, Civic Center Secondary School, James Denman Middle School, the Balboa High School campus and some surrounding streets. Runoff from 17.3 acres is routed by 1,200 ft of separate storm pipe to divert flows from upstream parcels to various green infrastructure improvements.

GI-3 - Regional School/Park: Giannini Middle School

AP Giannini Middle School is located above the Westside Groundwater Basin and has well draining soils. The project site is 8 acres of mostly impervious roofs and pavement including over 2.5 acres of play yard. There is an opportunity to remove impervious paving to promote infiltration while greening the school yard. Green infrastructure BMPs such as permeable paving, bioretention planters, and infiltration trenches will be installed to reduce the volume and rate of water entering SFPUC's sewer system.

10015816 - Urban Watershed Assessment and Planning Initiation (Completed)

Many of the SSIP's proposed projects are focused on improvements to surface drainage and collection system management in San Francisco. The SSIP Urban Watershed Assessment Task will evaluate and recommend alternatives that balance the use of grey (for example, pipelines) versus green infrastructure (for example, low impact design) for improvements to watershed surface drainage and collection system management. The SSIP will utilize an integrated watershed management approach to investigate the health of the City's watershed and identify potential opportunities for stormwater capture, conveyance, detention and possible reuse to address issues of flooding as well as combined sewage conveyance and storage. Project implementation will require the hydrologic and hydraulic analysis of each of the eight drainage basins and will include: identification of various solutions to each basin's unique set of flooding challenges; evaluation of the social, economic and environmental values of alternatives that meet the level of service with a triple bottom line tool and the optimization and prioritization of projects for each basin. The work will address life cycle costs and detailed operation and maintenance requirements.

10015817 - Urban Watershed Assessment and Planning (Completed)

The UWA is the comprehensive watershed-based planning process developed to diagnose challenges and design solutions for the surface drainage and collection/conveyance portion of the City's sewer system. The UWA emphasizes holistic urban watershed-scale planning and the development of multiple-function solutions to sewer system challenges. These solutions are evaluated using a comprehensive Triple Bottom Line (TBL) tool that employs societal and environmental benefits and costs with the goal of delivering more holistic investment decisions. Project implementation will require the hydrologic and hydraulic analysis of each of the eight drainage basins and will include identification of various solutions to each basin's unique set of flooding and other challenges;

evaluation of the social, economic and environmental values of alternatives using the TBL tool; optimization and prioritization of projects for each basin; and life cycle costs with detailed operation and maintenance requirements.

10029728 - Advanced Rainfall Prediction - Part 1 (Completed)

The purpose of this project was to provide rainfall forecast information to SFPUC WWE staff automatically in real-time. This project included planning, design, and environmental review for three new radar equipment stations to collect additional data that would feed into the rainfall prediction modeling for short-term and long-term precipitation forecasts. In September 2017, this project was cancelled and recommended to be placed on hold as the potential benefit of the project to Wastewater Operations did not merit the significant project costs.

10029729 - Operational Decision System Phase 1 (Completed)

SFPUC desires a more consistent and transparent basis for making decisions that make best use of available data in an automated way. This project would integrate available data in the collection system (levels, flows, pump status, etc.) with rainfall prediction data (from National Oceanic and Atmospheric Administration, or in the future improved through the Advanced Rainfall Prediction project). The real-time data will be coupled with WWE's collection system hydraulic model to project the likely impact of approaching storms and generate specific operational recommendations for managing flows.

10029730 - Operational Decision System Phase 2

This project would integrate available data in the collection system (levels, flows, pump status, etc.) with rainfall prediction data (from National Oceanic and Atmospheric Administration). The rainfall prediction data will be coupled with WWE's collection system hydraulic model to project the likely impact of approaching storms and generate specific operational recommendations for managing flows. Phase 2 builds upon Phase 1 (CWWSIPFCRP02) for a

citywide installation.

Flood Resilience Projects

10034360 - Lower Alemany Area Stormwater Improvement Project

The Lower Alemany area surrounding the US 101 and I-280 interchange has been susceptible to recurring flooding associated with moderate and heavy storms and do not meet the defined SSIP level of service (LOS). The primary objective of the Lower Alemany Area Stormwater Improvement Project is to address the SSIP LOS goals of managing stormwater and minimizing flooding from a 5-year 3-hour storm. This project will include planning, design and construction to improve stormwater conveyance away from the Lower Alemany area neighborhood and consequently to minimize flooding during the LOS storm.

10026811 - 17th and Folsom Wet Weather Storage (Completed)

The neighborhood surrounding 17th Street, 18th Street and Folsom Street has been experiencing over a foot of water on the streets, sidewalks and into their houses during rain events, resulting in property damages to the residents. The 17th and Folsom Wet Weather Storage project was originally intended to provide interim flood mitigation to the neighborhood while SSIP is working on identifying long-term solutions through capital improvement projects. The proposed interim flood mitigation alternatives consisted of a storage basin, pump station, and collection facilities to be built underneath the proposed future 17th & Folsom Park. However, the project was cancelled and defunded except for residual funds for ongoing response activities as directed by management, including certain outreach activities related to flooding.

10026814 - Flood Resilience Analysis (Planning Phase Only) (Completed)

The Flood Resilience Analysis Project will focus on developing a framework for identifying multiple storm scenarios; quantifying risks and cost implications associated with mitigating flooding across the aforementioned storm

scenarios; and defining the extent and scope of the City's responsibility, based on consequences of extreme storms. To minimize flood risks citywide and meet SFPUC objectives, this project will also develop programs and policies beyond what the collection system can manage, and make recommendations on prioritization of structural, non-structural, and operational measures.

10026815 - Flood Resilience - Early Projects (Planning Phase Only) (Completed)

The City of San Francisco has experienced multiple significant storms in the last decade, which have led to flooding in various parts of the City. While Flood Resilience Analysis is being conducted by SFPUC, early infrastructure projects are being planned at three critical areas (Cayuga, Wawona, and Folsom neighborhoods) subjected to high flood risk. This project focuses on planning and developing stormwater detention and conveyance concepts specific to each of the aforementioned critical neighborhoods.

10026817 - Cayuga Ave Stormwater Detention Project (Completed)

The neighborhood surrounding the northeastern end of Cayuga Avenue has been susceptible to recurring flooding associated with moderate to heavy storms. Due to its low land topography, the area can experience up to a few feet of water on the streets and sidewalks during rain events. This project will improve the stormwater detention by re-grading the I-280 embankment at the foot of Cayuga to create a low lying detention field. This project will provide surface detention of flows during flooding and includes an overflow relief connection into the College Hill Tunnel as well and a retaining wall to support the roadway.

10026818 - Folsom Area Stormwater Improvement Project

This project includes just the planning and design phases to improve stormwater conveyance away from the 17th and Folsom neighborhood to minimize flooding in the Level of Service storm. The project scope consists of:

- The design of approximately 12,500 linear feet of new combined sewer boxes and pipes in the neighborhood immediately adjacent to 17th and

Folsom in order to increase capacity of the existing CS systems through either upsizing existing facilities or adding auxiliary facilities.

- The design of approximately 5,100 linear feet of 12' I.D. tunnel bore by a consultant under contract PRO.0101. The tunnel is downstream of the pipe and box upsizing
- Environmental clearance for both the upstream traditional open cut work and the tunnel bore.
- Modification of a Caltrans foundation to allow the tunnel to pass through.
- Launch shaft and staging area for the tunnel bore in the proximity of Florida Street and Alameda Street.
- Turning shaft for the tunnel boring machine in the vicinity of De Haro and Alameda Street
- Underpinning of the Division Sewer Box to allow crossing of the tunnel bore.
- Receiving shaft for the tunnel bore in the vicinity of the Channel Transport and Storage Box
- Due to the uncertainty of Caltrans approval and property acquisition for the approved tunnel alignment on Alameda Street, the project also developed an alternative tunnel route on 17th Street. The 17th Street alternative may be adopted into the project scope in the event that the Alameda route becomes infeasible, at some point in the future.

10026819 - 17th and Folsom Permanent Barriers (Completed)

SFPUC has purchased off-the-shelf plastic temporary flood barriers for 2015 and 2016 wet seasons. At locations where temporary plastic flood barriers were installed and proven effective in mitigating floods, SFPUC plans to install more durable custom aluminum or steel barriers before a permanent solution (Folsom Area Stormwater Improvement Project) can be implemented. The aluminum or steel barriers would be installed during wet seasons and removed during dry seasons. The sidewalk would be graded and outfitted with recessed and covered receptacles for mounting flood barrier poles. Interlocking aluminum logs would be installed between the poles. The flood barrier system would be custom built based on site-specific pole intervals, barrier height, and other characteristics.

10026820 - Hydraulic and Drainage Sewer Improvements

This project includes implementing small stormwater capture and conveyance improvements at critical flood-prone neighborhoods. The scope of construction includes improvement of drainage features, upsizing/expansion of sewer pipes, and surface grading modifications in Joost/Foerster/Mangels and Urbano/Victoria neighborhoods.

FR-1 - Folsom Area Stormwater Imp. Project Phase 2

This project will include planning, design, and construction of an improved stormwater conveyance from the 17th and Folsom neighborhood to Mission Creek, minimizing stormwater inundation in the level of service storm. This project will include the construction of 5,100 LF of a new 12-foot diameter tunnel along Alameda Street, from Treat and 16th to the Channel Transport/Storage Box near the intersection of 7th and Berry Streets. In addition to the tunnel component, some upstream sewer pipes and sewer boxes will be rerouted or upsized to convey the level of service storm to the tunnel.

LAND REUSE

10031815 - Land Reuse of 1800 Jerrold Avenue (Completed)

This project includes jurisdictional transfer of 1800 Jerrold Avenue property ("Central Shops") from the Office of Contract Administration (OCA) to SFPUC. This 6.04-acre site is located adjacent to the SEP at the northwest corner of Quint Street/Jerrold Avenue intersection, and is currently used by OCA as central shops for city vehicle maintenance and repair.

A new location to move the existing Central Shops to was identified, and planning is underway to complete design and construction. Upon approval of the Jurisdictional Transfer, the relocation will involve the purchase of two properties, lease of a third property, and construction agreements to complete improvements. This requires extensive coordination and cooperation between multiple City departments.

Subsequent to the relocation of the Central Shops by the OCA, the 1800 Jerrold Avenue property would be acquired by SFPUC. Upon completion of geotechnical and environmental hazardous materials investigation, a demolition and remediation plan will be developed. The site is currently being considered for construction of the new SEP biosolids facilities.

10029734 - Land Reuse of 1801 Jerrold Avenue

Reuse of the site requires a negotiated transfer of the site and subsequent demolition of the abandoned asphalt plant facilities and site remediation. Following the completion of geotechnical and environmental hazardous materials investigations, a demolition and remediation plan will be developed. Demolition will include the removal of all of the structures currently occupying the space including the existing asphalt plant equipment, storage silos and outbuildings. The remediation plan will be dependent on findings from the site investigation. Presently, the relocation of SFPW's Street Repair from the Asphalt Plant site to a property adjacent to the SFPW Yard is pending the relocation of SFPUC Sewer Operations (Sewer Ops) from 160 Napoleon (on a portion of Lot 31). Planning is currently underway to relocate Sewer Ops to a new location at Griffith Yard, and then to move the Asphalt Plant occupants to 160 Napoleon.

APPENDIX 1.2. FACILITIES AND INFRASTRUCTURE

10033820 - Southeast Outfall Condition Assessment & Rehabilitation

This Wastewater Enterprise Capital Improvement Program project will include extensive condition assessment and rehabilitation of the Southeast Water Pollution Control Plant (SEP) effluent force main. The Booster pump station was constructed in 1967 and last upgraded in 2002. The Booster Pump Station receives treated effluent from Southeast Treatment Plant via 72" gravity conduit. The discharge system from Booster Pump Station consists of 42" and 36" parallel force mains under Islais Creek that ultimately discharge into 60" Southeast Outfall. The effluent outfall discharges into the San Francisco Bay through the series of pipes at Pier 80. The outfall ends with 36" pipe and diffuser system that was replaced in 2012 using JOC Contract. The treated effluent flow conveyance is 50-60 million gallons per day(MGD) average and 110 MGD peak through the Southeast Outfall System. The underwater crossings have exhibited leaks 3 times in past 6 years and were repaired with JOC Contracts. The last limited condition assessment was performed in 2010-2011 and the report recommended the near-term and long-term actions for the entire Outfall system. The short-term action recommended that Islais Creek Underwater Crossings replacement within 5 years and long-term action recommended the re-inspection and re-habilitation of the remaining system within 10 years. The Islais Creek underwater crossings replacement is currently at 35% design phase under separate project FAC04 Facilities and Infrastructure Program. This new project will thoroughly and completely evaluate the condition and remaining life expectancy of the Southeast Outfall System and implement the rehabilitation solutions to extend the useful life.

10015546 - New Treasure Island Wastewater Treatment Plant

The objective of the project is to build a new wastewater treatment plant that will provide reliable service for the Treasure Island residents and meet the recycled water demands of the

future redevelopment on the island. The existing facility was built by the United States Navy over 50 years ago and is past its useful life and no longer reliable. The existing facility is also not capable of providing recycled water and meeting the needs of the residents on the redeveloped island.

10015554 - Ocean Beach Climate Change Adaptation Project

The project will develop a comprehensive shoreline management and protection plan against bluff erosion and climate-change induced sea level rise along Ocean Beach south of Sloat Boulevard consistent with the recommendations in the 2012 Ocean Beach Master Plan (OBMP). This project is necessary to protect the integrity of wastewater assets built to protect public health and the environment, including the Lake Merced Tunnel, the Westside Pump Station and the Oceanside Treatment Plant. The project includes a) Short-term Improvements [STI] to provide interim (2015-2022) erosion protection and improved beach access [e.g., sand backpass/stabilization and placement of sand bags], b) Army Corps of Engineers Section 204 beach nourishment [ACOE] (e.g., beneficial reuse of dredged sand to provide erosion protection), and c) Long-term Improvements [LTI] that will address a comprehensive shoreline management and protection plan.

10015555 - Collection Division Consolidation (Griffith Yard Improvements)

The initial WWE Collection System Division Facilities Consolidation Project intended to consolidate the Collection System Division Administrative and Sewer Operations staff to a centralized location at 1550 Evans. The current plan is to relocate Sewer Operations to the WWE Griffith Yard Facility, adjacent to the Griffith Yard Pump Station. The project is now the Griffith Yard Improvement Project. Relocating the 107 employees currently dispatched from Napoleon Yard to Griffith Yard is required in order to exchange the Napoleon Yard for SFPW's Asphalt Plant property at the Southeast Plant (SEP) through an inter-department jurisdictional transfer. The project will also include relocation of

the Vector Waste Station (VWS), currently located at SEP, to co-locate the VWS with Sewer Operations and reduce overcrowding at SEP; a Confined Space Training Facility; and a bio-retention system for stormwater control. This project is critical path for making space available for SSIP Projects at the Southeast Plant. Improvements to the 4.4 acre yard will transform the underutilization of this property from storage and stockpiling to productive operations.

The second part of this project includes Greenhouses Demolition. In 2015, an assessment of current condition of the Greenhouses was conducted. It was determined that the facilities, in their current state of disrepair weren't salvageable. An interim grant program was established until a permanent replacement plan is determined. The interim use of the site is part of the modernization of the Southeast Water Pollution Treatment Plant through the Sewer System Improvement Program (SSIP). The Greenhouses demolition project will demolish the existing greenhouses, attached ancillary building, and prepare the site for staging to be used by other SSIP projects in the area.

10015556 - Southeast Community Center @ 1550 Evans

The Southeast Community Center project will serve to address the SFPUC's commitment to the mitigation measure for the expansion of the Southeast Plant (SEP) by constructing a new community center at 1550 Evans. The project will include a childcare center, café, multipurpose space for meetings, events, and workshops, and co-working office and classroom space for community-based organizations providing workforce development services. It will also include parking and over two acres of landscaped open space, with play areas, an amphitheater, picnic areas and gardens. The new center will provide a wide range of social services supporting workforce development and education for Southeast residents of all ages.

10015557 - Southeast Bay Outfall Islais Creek Crossing Replacement

This Wastewater Enterprise Capital Improvement Program project will include improvements to the

Southeast Water Pollution Control Plant (SEP) effluent force main crossings at Islais Creek and modifications to the Booster Pump Station. SEP is the SFPUC's largest wastewater facility treating almost 80% of the City's dry and wet weather flows.

Major improvements are planned to ensure that the SEP facilities maintain permit compliance and operate reliably. This project primarily addresses the portion of effluent discharge outfall into the San Francisco Bay through the series of pipes at Pier 80. Following improvements are needed to address aging infrastructure:

- Pipeline replacement within the Islais Creek
- Restoration of access manholes for future inspection and maintenance
- Improving flow velocity with new pipeline material
- Providing redundancy and flexibility for operation
- Piping isolation improvements to the Booster Pump Station

SWOO - Southwest Ocean Outfall (SWOO)

The Southwest Ocean Outfall was last inspected in 1996, although sediments prevented a full internal inspection. An exterior inspection was performed in 2005 (diffusers, caps, etc.). This project includes the condition assessment of the outfall, as well as an allowance to perform repairs.

APPENDIX 1.3. RENEWALS AND REPLACEMENTS

15722- R&R Collection Systems

The purpose of the Wastewater Enterprise (WWE) Renewal and Replacement Program (R&R) Collection System Sewer Improvements project is to maintain the existing functionality of the sewage collection system and address planned and emergency projects for repair and replacement of structurally inadequate sewers. This project consists of the following sub-projects: small diameter (less than and equal to 36-inch) sewer improvements, small diameter (less than and equal to 36-inch) sewer condition assessment, spot sewer replacement, large diameter (greater than 36-inch) sewer condition assessment, large diameter (greater than 36-inch) sewer improvements and sewer transport storage box condition assessment. By utilizing an asset management approach, which factors in: physical condition, age, location, risk, public safety, paving schedule and other factors, aging and failed portions of the collection system are identified and replaced.

15724- R&R Treatment Facilities

The purpose of the Wastewater Enterprise (WWE) Renewal and Replacement (R&R) Program Treatment Plant Improvement projects is to maintain the capacity and reliable performance of the wastewater treatment facilities owned/operated by the Wastewater Enterprise. This is a continuing annual program to extend the useful life of the WWE treatment assets. Treatment Facility Wastewater Enterprise Assets include: Transport Boxes, Discharge Structures, Pump Stations, Force Mains, Tunnels and Treatment Plants. The R&R Treatment Facilities projects are prioritized based upon regulatory compliance, condition assessments, Operation staff recommendations and Level Of Service goals. Planned WWE R&R Program Treatment Plant Improvement projects will address aging infrastructure at the wastewater enterprise treatment facility assets. Planned WWE R&R Program Treatment Plant

Improvement projects are prioritized based on risk to permit compliance, safety and urgency. The current list of projects includes: WWE Treatment Facility Repairs: Richmond hypochlorite pipe repair; Southeast Community Facility Hot Water Pipe Repairs; Southeast Building Roof repairs; Oceanside Bar Screen Repairs; Southeast Plant Fixed Gas Monitor Upgrades; Sunnydale Pump Station Adjustable Frequency Drive Upgrades; WWE Recycled Water Station Upgrades; Oceanside Plant Air Compressor Replacements; Griffith Pump Station Adjustable Frequency Drive Upgrades; Southeast Plant Building 062 Motor Starter Upgrades; and Oceanside Dry Polymer System Upgrades. Project priorities are revisited on a monthly basis.

Appendix 2.1 Sewer System Improvement Program (SSIP) - Approved Project-Level Schedules

Project Name	Start	Finish	FY 2020				FY 2021				FY 2022				FY 2023				FY 2024				FY 2025				FY 2026				FY 2027			
			FQ1	FQ2	FQ3	FQ4	FQ1	FQ2	FQ3	FQ4	FQ1	FQ2	FQ3	FQ4	FQ1	FQ2	FQ3	FQ4	FQ1	FQ2	FQ3	FQ4	FQ1	FQ2	FQ3	FQ4	FQ1	FQ2	FQ3	FQ4	FQ1	FQ2	FQ3	FQ4
CWWSIPCSSR04 Van Ness BRT Sewer Improvements	01-Oct-13	30-Dec-21	[Gantt bar showing Project Management, Design, Bid & Award, Construction, and Close-Out phases]																															
CWWSIPCSSR05 Better Market Street Sewer Improvements - Phase 1	06-Jan-14	30-Sep-24	[Gantt bar showing Project Management, Design, Bid & Award, Construction, and Close-Out phases]																															
CWWSIPCSSR06 Geary BRT Sewer Improvements Phase 1	06-Jan-14	12-Jul-21	[Gantt bar showing Project Management, Design, Bid & Award, Construction, and Close-Out phases]																															
CWWSIPCSSR07 Central Subway Sewer Improvements	06-Jan-14	28-Jun-19	[Gantt bar showing Project Management, Design, Bid & Award, Construction, and Close-Out phases]																															
CWWSIPCSSR08 Mission Bay Loop Sewer Improvement	02-May-14	30-Dec-21	[Gantt bar showing Project Management, Design, Bid & Award, Construction, and Close-Out phases]																															
CWWSIPCSSR10 Masonic Avenue Sewer Improvements	27-Oct-14	28-Jun-19	[Gantt bar showing Project Management, Design, Bid & Award, Construction, and Close-Out phases]																															
CWWSIPCSSR13 Taraval Sewer Improvements	14-Mar-16	29-Dec-23	[Gantt bar showing Project Management, Design, Bid & Award, Construction, and Close-Out phases]																															
Pump Stations and Forcemain Improvements	29-May-12	30-Dec-22	[Gantt bar showing Project Management, Design, Bid & Award, Construction, and Close-Out phases]																															
CWWSIPSPS01 Hudson Ave Pump Station and Outfall Improvements	31-Mar-14	31-Oct-17	[Gantt bar showing Project Management, Design, Bid & Award, Construction, and Close-Out phases]																															
CWWSIPSPS02 Force Main Rehab at Embarcadero and Jackson Streets	07-Jul-14	29-Sep-22	[Gantt bar showing Project Management, Design, Bid & Award, Construction, and Close-Out phases]																															
CWWSIPSPS03 Mariposa Dry-Weather Pump Station & Force Main Im	01-Jul-14	30-Dec-22	[Gantt bar showing Project Management, Design, Bid & Award, Construction, and Close-Out phases]																															
CWWSIPSPS04 Cesar Chavez Pump Station	08-Sep-14	26-May-16	[Gantt bar showing Project Management, Design, Bid & Award, Construction, and Close-Out phases]																															
CWWSIPSPS05 Marin Street Sewer Replacement	01-Jul-15	23-Jan-20	[Gantt bar showing Project Management, Design, Bid & Award, Construction, and Close-Out phases]																															
CWWSIPSPS06 Griffith Pump Station Improvements	14-Mar-16	30-Sep-21	[Gantt bar showing Project Management, Design, Bid & Award, Construction, and Close-Out phases]																															
CWWSIPNC01 North Shore to Channel F M Drainage Improvement	29-May-12	06-Jun-17	[Gantt bar showing Project Management, Design, Bid & Award, Construction, and Close-Out phases]																															
Combined Sewer Discharge (CSD) and Transport/Storage Structures	01-Jun-15	30-Sep-22	[Gantt bar showing Project Management, Design, Bid & Award, Construction, and Close-Out phases]																															
CWWSIPSCD01 Richmond Transport/Storage Tunnel Rehabilitation	01-Jun-15	31-Dec-20	[Gantt bar showing Project Management, Design, Bid & Award, Construction, and Close-Out phases]																															
CWWSIPSCD02 Baker/Laguna/Pierce CSD & Outfall	29-Jun-15	20-Nov-15	[Gantt bar showing Project Management, Design, Bid & Award, Construction, and Close-Out phases]																															
CWWSIPSCD03 Beach and Sansome Street CSD Rehabilitation	14-Mar-16	31-Aug-21	[Gantt bar showing Project Management, Design, Bid & Award, Construction, and Close-Out phases]																															
CWWSIPSCD04 CSD Backflow Prevention and Monitoring	25-Jul-16	30-Sep-22	[Gantt bar showing Project Management, Design, Bid & Award, Construction, and Close-Out phases]																															
CWWSIPSCD05 5th, North 6th and Division Street CSD Rehabilitation	01-Jul-16	31-Aug-21	[Gantt bar showing Project Management, Design, Bid & Award, Construction, and Close-Out phases]																															
Stormwater Management	01-Jul-11	30-Jun-26	[Gantt bar showing Project Management, Design, Bid & Award, Construction, and Close-Out phases]																															
CWWSIPFCDB01 Sunset Green Infrastructure	03-Dec-12	30-Sep-21	[Gantt bar showing Project Management, Design, Bid & Award, Construction, and Close-Out phases]																															
CWWSIPFCDB02 North Shore Green Infrastructure	03-Dec-12	31-Dec-18	[Gantt bar showing Project Management, Design, Bid & Award, Construction, and Close-Out phases]																															
CWWSIPFCDB03 Lake Merced Green Infrastructure	03-Dec-12	24-Apr-18	[Gantt bar showing Project Management, Design, Bid & Award, Construction, and Close-Out phases]																															
CWWSIPFCDB04 Sunnyside Green Infrastructure	03-Dec-12	30-Sep-19	[Gantt bar showing Project Management, Design, Bid & Award, Construction, and Close-Out phases]																															
CWWSIPFCDB05 Richmond Green Infrastructure	03-Dec-12	30-Jun-21	[Gantt bar showing Project Management, Design, Bid & Award, Construction, and Close-Out phases]																															
CWWSIPFCDB06 Yosemite Green Infrastructure	03-Dec-12	30-Jun-26	[Gantt bar showing Project Management, Design, Bid & Award, Construction, and Close-Out phases]																															
CWWSIPFCDB08 Channel Green Infrastructure	21-Feb-14	31-Aug-18	[Gantt bar showing Project Management, Design, Bid & Award, Construction, and Close-Out phases]																															
CWWSIPFCGI01 Watershed Stormwater Management (Planning Only)	11-Jul-16	30-Jun-22	[Gantt bar showing Project Management, Design, Bid & Award, Construction, and Close-Out phases]																															
CWWSIPUW00 Urban Watershed Assessment and Planning Initiation	01-Jul-11	28-Jun-13	[Gantt bar showing Project Management, Design, Bid & Award, Construction, and Close-Out phases]																															
CWWSIPUW01 Urban Watershed Assessment and Planning	07-Oct-11	30-Jun-17	[Gantt bar showing Project Management, Design, Bid & Award, Construction, and Close-Out phases]																															
CWWSIPUW02 Fulton St Sewer	01-Jul-11	31-Oct-12	[Gantt bar showing Project Management, Design, Bid & Award, Construction, and Close-Out phases]																															
CWWSIPUW03 Lake Merced Drainage	01-Jul-11	31-Oct-12	[Gantt bar showing Project Management, Design, Bid & Award, Construction, and Close-Out phases]																															
CWWSIPUW04 Major Trunk Sewers	01-Jul-11	31-Oct-12	[Gantt bar showing Project Management, Design, Bid & Award, Construction, and Close-Out phases]																															
CWWSIPFCRP01 Advanced Rainfall Prediction - Part 1	01-Apr-13	29-Jun-18	[Gantt bar showing Project Management, Design, Bid & Award, Construction, and Close-Out phases]																															
CWWSIPFCRP02 Operational Decision System Phase 1	01-Aug-13	30-Sep-16	[Gantt bar showing Project Management, Design, Bid & Award, Construction, and Close-Out phases]																															
CWWSIPFCRP03 Operational Decision System Phase 2	01-Feb-17	30-Sep-25	[Gantt bar showing Project Management, Design, Bid & Award, Construction, and Close-Out phases]																															



Appendix 2.1 Sewer System Improvement Program (SSIP) - Approved Project-Level Schedules

Project Name	Start	Finish	FY2020				FY2021				FY2022				FY2023				FY2024				FY2025				FY2026				FY2027		
			FQ1	FQ2	FQ3	FQ4	FQ1	FQ2	FQ3	FQ4	FQ1	FQ2	FQ3	FQ4	FQ1	FQ2	FQ3	FQ4	FQ1	FQ2	FQ3	FQ4	FQ1	FQ2	FQ3	FQ4	FQ1	FQ2	FQ3	FQ4	FQ1	FQ2	FQ3
Interceptors / Tunnels and Odor Control	01-Aug-19	07-Dec-26																															
10034718 Large Sewer Improvements	01-Aug-19	07-Dec-26	[Gantt bar showing phases: Planning, Design, Bid & Award, Construction, Close-Out]																														
Pump Stations and Forcemain Improvements	07-Dec-20	26-Dec-29																															
PS-1 Seacliff No. 1 PS & FM Upgrade	07-Dec-20	26-Dec-29	[Gantt bar showing phases: Design, Bid & Award, Construction, Close-Out]																														
PS-2 Seacliff No. 2 PS & FM Upgrade	14-Dec-20	21-Sep-29	[Gantt bar showing phases: Design, Bid & Award, Construction, Close-Out]																														
PS-3 Sunnyside PS Safety Improvements	14-Dec-20	29-May-26	[Gantt bar showing phases: Design, Bid & Award, Construction, Close-Out]																														
PS-4 Pump Station Security Upgrades (Cesar Chavez, Griffith, Channel, & PS-5 Geary Underpass PS Safe Access Enhancements	01-Jul-21	30-Sep-25	[Gantt bar showing phases: Design, Bid & Award, Construction, Close-Out]																														
PS-5 Geary Underpass PS Safe Access Enhancements	01-Sep-21	21-Jul-27	[Gantt bar showing phases: Design, Bid & Award, Construction, Close-Out]																														
Combined Sewwer Discharge (CSD) and Transport/Storage Structures	07-Dec-20	20-Sep-28																															
CSD-1 Brannan (019) CSD Gate & Baffle Rehab	07-Dec-20	18-Aug-25	[Gantt bar showing phases: Design, Bid & Award, Construction, Close-Out]																														
CSD-2 Baker (009) Baffle Improvements	07-Dec-20	26-Mar-24	[Gantt bar showing phases: Design, Bid & Award, Construction, Close-Out]																														
CSD-3 System-wide CSD & T/S Monitoring Equipment Assessment	06-Jul-21	03-Sep-26	[Gantt bar showing phases: Design, Bid & Award, Construction, Close-Out]																														
CSD-4 CSD Structure Rehab & Upgrades - Part 1	01-Jul-21	20-Sep-28	[Gantt bar showing phases: Design, Bid & Award, Construction, Close-Out]																														
Stormwater Management	01-Jul-18	30-Jun-29																															
10034553 Green Infrastructure Grant Program	01-Jul-18	30-Jun-29	[Gantt bar showing phases: Design, Bid & Award, Construction, Close-Out]																														
GI-1 Balboa High School Regional Runoff Reduction Project	01-Jan-21	01-Mar-26	[Gantt bar showing phases: Design, Bid & Award, Construction, Close-Out]																														
GI-3 Regional School/Park: Giannini Middle School	01-Jan-21	01-Mar-26	[Gantt bar showing phases: Design, Bid & Award, Construction, Close-Out]																														
Flood Resilience Projects	02-Jan-19	13-Mar-28																															
10034360 Lower Alemany Area Stormwater Improvement Project	02-Jan-19	13-Mar-28	[Gantt bar showing phases: Design, Bid & Award, Construction, Close-Out]																														
FR-1 Folsom Area Stormwater Imp. Project Phase 2	03-Jan-22	30-Jun-27	[Gantt bar showing phases: Design, Bid & Award, Construction, Close-Out]																														



APPENDIX 3. LIST OF ACRONYMS

AAR	Alternative Analysis Report	EPA	Environmental Protection Agency
ACOE	Army Corps of Engineers (also shown as USACE)	F&I	Facilities and Infrastructure
ADA	Americans with Disabilities Act	FAT	Factory Acceptance Testing
ADEIR	Administrative Draft Environmental Impact Report	FC	Final Completion
AGM	Assistant General Manager	FEMA	Federal Emergency Management Agency
BAAQMD	Bay Area Air Quality Management District	FOG	Fats, Oils, and Grease
BCDC	Bay Conservation and Development Commission	FTA	Federal Transit Administration
BDFP	Biosolids Digester Facilities Project	FY	Fiscal Year
BEM	Bureau of Environmental Management	GBT	Gravity Belt Thickener
BFS	Bruce Flynn Pump Station	GFS	Griffith Pump Station
BMS	Better Market Street	GGNRA	Golden Gate National Recreation Area
BRT	Bus Rapid Transit	GI	Green Infrastructure
CAB	Contract Administration Bureau	GIGP	Green Infrastructure Grant Program
Caltrans	California Department of Transportation	GOX	Gaseous Oxygen
CATEX	Categorical Exemption	GPS	Griffith Pump Station
CBSIP	Central Bayside System Improvement Project	HDPE	High Density Polyethylene
CCSF	City and County of San Francisco	HMI	Human Machine Interface
CCTV	Closed-Circuit Television	HPO	High Purity Oxygen
CEQA	California Environmental Quality Act	HSW	High-Strength Waste
CER	Conceptual Engineering Report	HVAC	Heating, Ventilation and Air Conditioning
CHS	Channel (Street) Pump Station	I&C	Instrumentation and Controls
CIP	Capital Improvement Program; Cast-Iron Pipe	I&I	Infiltration and Inflow
CM/GC	Construction Manager/General Contractor	IC	Internal Combustion
COVID-19	Coronavirus Disease of 2019	ICM	Integrated Catchment Model
CPAS	Combined Primary Activated Sludge	ICT	Islais Creek Transport/Storage
CSAMP	Collection System Asset Management Program	IKG	Inedible Kitchen Grease
CSD	Combined Sewer Discharge	ISP	Iron Stone Pipe
CTLS	Channel Tunnel Lift Station	JOC	Job Order Contract
DCS	Distributed Control System	JST	Jackson Street Transport/Storage Box
DEIR	Draft Environmental Impact Report	KV	Kilovolt
DIP	Ductile Iron Pipe	LBE	Local Business Enterprise
DW	Dry Weather	LED	Light-Emitting Diode
EIR	Environmental Impact Report	LF	Linear Feet
EIS	Environmental Impact Statement	LID	Low Impact Development
EMMS	Energy Monitoring and Management System	LOS	Levels of Service
		LOX	Liquid Oxygen
		LTI	Long-term Improvements
		MCC	Motor Control Center
		MDF	Main Distribution Frame
		MG	Million Gallons
		MGD	Million Gallons per Day
		MND	Mitigated Negative Declaration

Appendix 3. Acronyms

MOA	Memorandum of Agreement	RFP	Request for Proposal
MOU	Memorandum of Understanding	RFQ	Request for Qualification
MPM	Minor Project Modification	ROW	Right-of-Way
MPS	Mariposa Pump Station	RWQCB	Regional Water Quality Control Board
MTA	Municipal Transportation Agency (also shown as SFMTA)	SELS	Southeast Lift Station
MTBM	Micro-Tunnel Boring Machine	SEP	Southeast Plant; Southeast Water Pollution Control Plant
MV PDS	Medium Voltage Power Distribution System	SEWPCP	Southeast Water Pollution Control Plant
MW	Megawatt	SF	San Francisco
N/A	Not Applicable	SFCTA	San Francisco County Transportation Authority
NAR	Needs Assessment Report	SFMTA	San Francisco Municipal Transportation Agency (also shown as MTA)
NEG DEC	Negative Declaration (also shown as ND)	SFPORT	Port of San Francisco
NOD	Notice of Determination	SFPUC	San Francisco Public Utilities Commission
NPDES	National Pollutant Discharge Elimination System	SFPW	San Francisco Public Works (formerly SFDPW)
NPF	Northpoint (Wet-Weather) Facility	SFRPD	San Francisco Recreation & Parks Department (also shown as RPD)
NSCFM	North Shore to Channel Force Main	SFUSD	San Francisco Unified School District
NSFM	North Shore Force Main	SSIP	Sewer System Improvement Program
NSS	North Shore Pump Station (also shown as NSPS)	SSMP	Sewer System Master Plan
NTP	Notice to Proceed	STATEX	Statutory Exemption
O&M	Operations and Maintenance	STI	Short-term Improvements
OBMP	Ocean Beach Master Plan	SWOO	Southwest Ocean Outfall
OCA	Office of Contract Administration	T/S	Transport and Storage
OCU	Odor Control Unit	TAP	Transient Analysis Program
ODS	Operational Decision System	TBD	To be determined
OEM	Operations, Engineering, and Maintenance	TBL	Triple Bottom Line
OPS	Operations	TICD	Treasure Island Community Development
OSP	Oceanside Water Pollution Control Plant	TIDA	Treasure Island Development Authority
OSWPCP	Oceanside Water Pollution Control Plant	TM	Technical Memorandum
PLC	Programmable Logic Controller	TPD	Tons Per Day
PM	Program Management; Project Manager	TSC	Technical Steering Committee
PMC	Program Management Consultant	UPS	Uninterruptable Power Supply
PO	Purchase Order	USEPA	United States Environmental Protection Agency
PS	Pump Station	UWA	Urban Watershed Assessment
PUC	Public Utilities Commission	VCP	Vitrified Clay Pipe
QA	Quality Assurance	VFD	Variable Frequency Drives
QC	Quality Control	VPSA	Vacuum Pressure Swing Adsorption
QSO	Quint Street Outfall	VWS	Vactor Waste Station
R&R	Renewal and Replacement (also shown as RnR)		
RCP	Reinforced Concrete Pipe		

WSPS West Side Pump Station (also shown
as WSS)
WSS Westside Pump Station (also shown
as WSPS)
WWE Wastewater Enterprise
WWE CIP Wastewater Enterprise Capital
Improvement Program
WWTP Wastewater Treatment Plant

This page is intentionally left blank