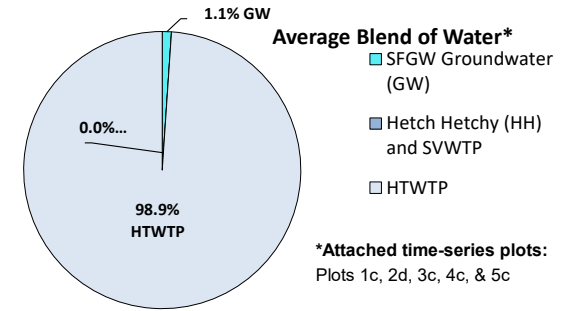


San Francisco Groundwater Supply Project
SFPUC Surface Water - Groundwater Blend Report [12/30/2024 - 01/12/2025]
 (Posted on 01/17/2025)

During the period 12/30/24 through 1/17/25, Sunset and Sutro reservoirs received surface water from Bay Area reservoirs and a small amount from local groundwater. Table 1 below summarizes the water quality characteristics of the blended water in the reservoirs.

Table 1: Blended Water Characteristics

Parameter	California Title 22 Regulatory Standard	Unit	2023 Maximum Value ²	2023 Minimum Value ²	Latest Data from Sunset Reservoir Outlet	Attached Time-Series Plots
Alkalinity	Other ¹	mg/L (as CaCO ₃)	103	3.1	71	Plot 1a
Chloride	250 ¹	mg/L	17	<3	18	Plot 2a
Hardness	Other ¹	mg/L (as CaCO ₃)	86	7.5	68	Plot 1b
Total Dissolved Solids	500 ¹	mg/L	153	<20	131	Plot 2b
Specific Conductance	900 ¹	µS/cm	289	32	230	Plot 2c



The blended water is routinely sampled to ensure the quality of deliveries and safety of drinking water supplied to our customers. **Over one hundred parameters are sampled**, in accordance with the California Code of Regulations (CCR), Title 22 Drinking Water Regulations. Table 2 below summarizes water quality parameters for which blending is required. While the levels of these parameters may vary slightly from week to week, they will not exceed the drinking water standards set by the California State Water Resources Control Board (SWRCB) Division of Drinking Water and the United States

Table 2: Water Quality Data for Groundwater Parameters that Require Blending - Sunset Reservoir

Parameter	California Title 22 Regulatory Standard	Unit	Current Sampling Frequency ⁵	Water Quality Monitoring Results in Sunset Reservoir						Attached Time-Series Plots
				Number of Samples to Date	Date of Latest Sample	Blending Results			Average ⁷	
						Latest ⁶	High ⁷	Low ⁷		
Chromium VI	0.01 ³	mg/L	Weekly	787	1/7/2025	0.00022	0.0012	0.000034	0.00022	Plot 3a
Manganese (Mn)	0.05 ¹	mg/L	Weekly	671	12/31/2024	<0.002	0.0084	<0.002	<0.002	Plot 4a
Nitrate	10 ⁴	mg/L (as N)	Weekly	803	1/7/2025	0.16	0.53	<0.04	0.11	Plot 5a

Groundwater serving the Sutro Reservoir only comes from the Lake Merced Well, which does not require blending, Table 3 provides the most recent data of blended water quality.

Table 3: Water Quality Data for Groundwater Parameters that Require Blending - Sutro Reservoir

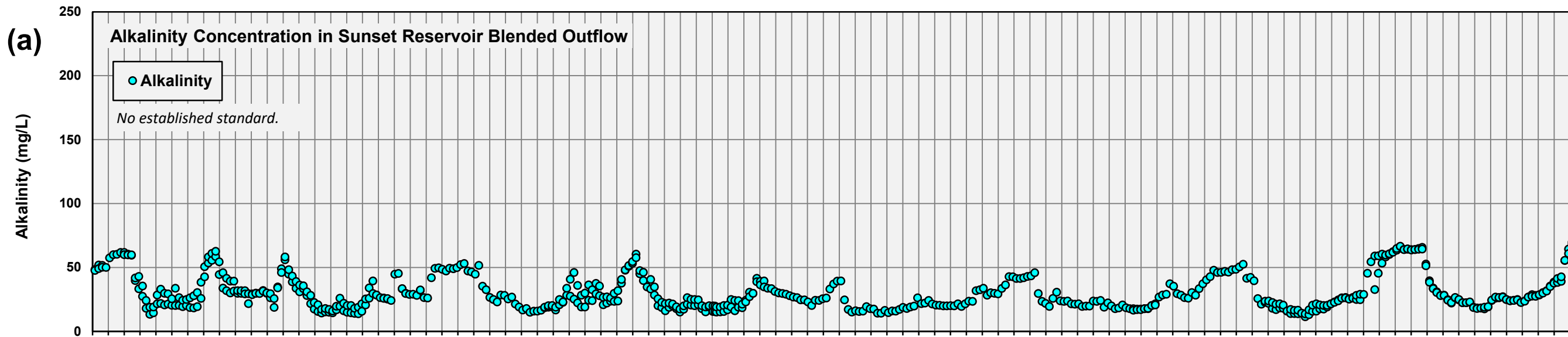
Parameter	California Title 22 Regulatory Standard	Unit	Current Sampling Frequency ⁵	Water Quality Monitoring Results in Sutro Reservoir						Attached Time-Series Plots
				Number of Samples to Date	Date of Latest Sample	Blending Results			Average ⁷	
						Latest ⁶	High ⁷	Low ⁷		
Chromium VI	0.01 ³	mg/L	Weekly	384	1/7/2025	0.00017	0.00058	<0.00002	0.00013	Plot 3b
Manganese (Mn)	0.05 ¹	mg/L	Weekly	395	12/31/2024	0.0022	0.050	<0.002	0.0027	Plot 4b
Nitrate	10 ⁴	mg/L (as N)	Weekly	398	1/7/2025	0.13	0.44	<0.04	0.079	Plot 5b

Notes:

- 1) SMCL as discussed in Article 16, Section §64449 (b) of Title 22, Division 4, Chapter 15 of the CCR.
- 2) Values are obtained from SFPUC 2023 Consumer Confidence Report data table.
- 3) CA State Standard for Chromium VI was deleted from the CCR in August 2017. However, the SWRCB will implement a new standard as soon as possible. In the interim the SFPUC will continue to monitor for Chromium VI.
- 4) MCL as discussed in Article 16, Section §64449 (b) of Title 22, Division 4, Chapter 15 of the CCR.
- 5) Before each drinking water well goes into routine production, rigorous start-up testing is conducted for eight weeks, after which a long-term sampling schedule begins. The start-up and long-term sampling schedules are in accordance with a water quality compliance monitoring plan that was reviewed and approved by the SWRCB.
- 6) Single sample data point.
- 7) Historical high, low and average blend values based on data from 4/23/2017, after groundwater was first introduced to the water supply, through the latest sampling date for which laboratory results are available.

Acronyms:

- GW - groundwater
- HTWTP - Harry Tracy Water Treatment Plant
- HH - Hetch Hetchy Aqueduct
- MCL - Maximum Contaminant Level
- mg/L - milligrams per liter
- SFGW - San Francisco Groundwater Supply Project
- SMCL - Secondary Maximum Contaminant Level
- SVWTP - Sunol Valley Water Treatment Plant
- µS/cm - micro-Siemens per centimeter



Acronyms and Abbreviations

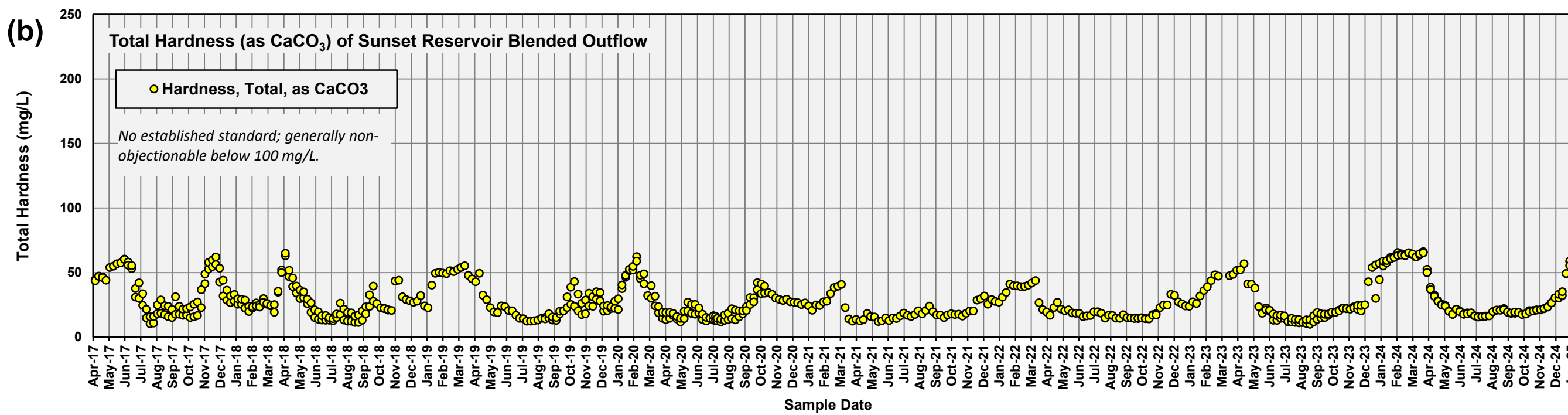
CaCO₃ calcium carbonate

HTWTP Harry Tracy Water Treatment Plant

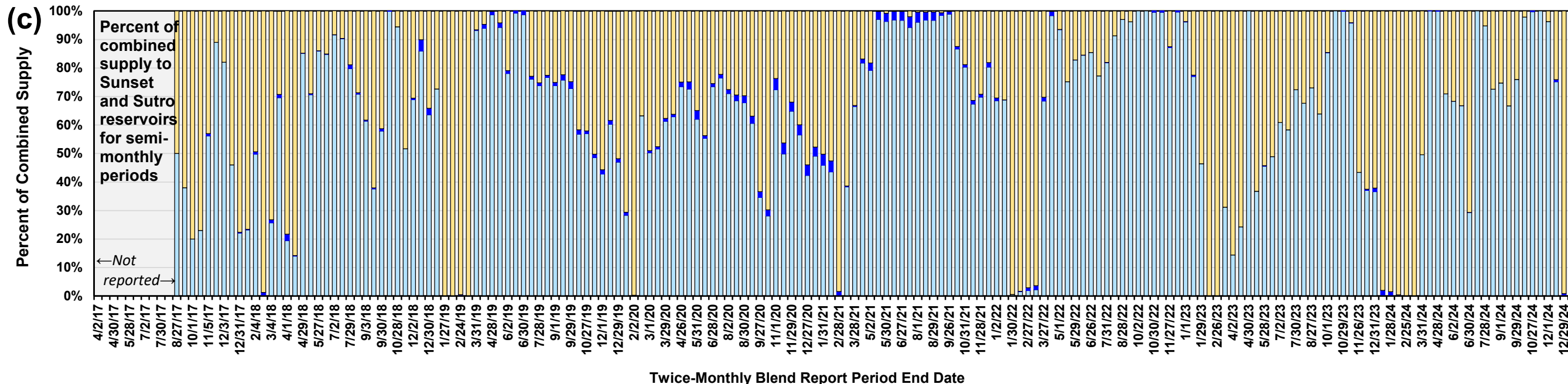
mg/L milligrams per liter

SFGW San Francisco Groundwater Supply Project

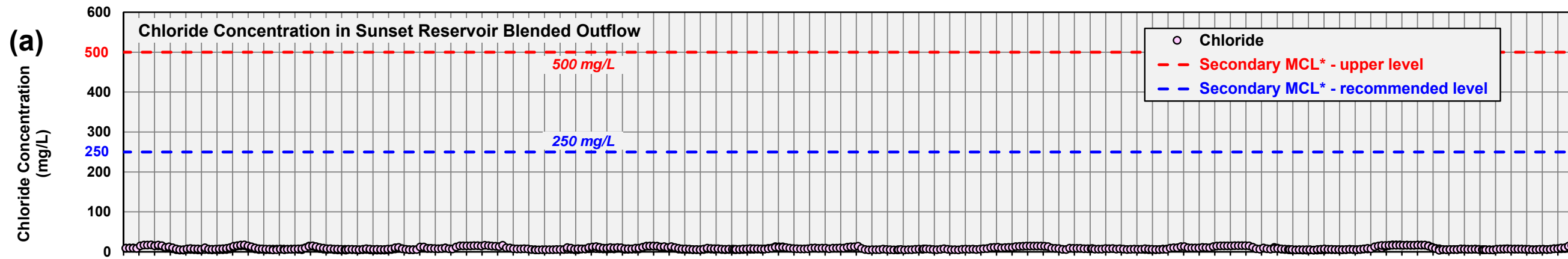
SVWTP Sunol Valley Water Treatment Plan



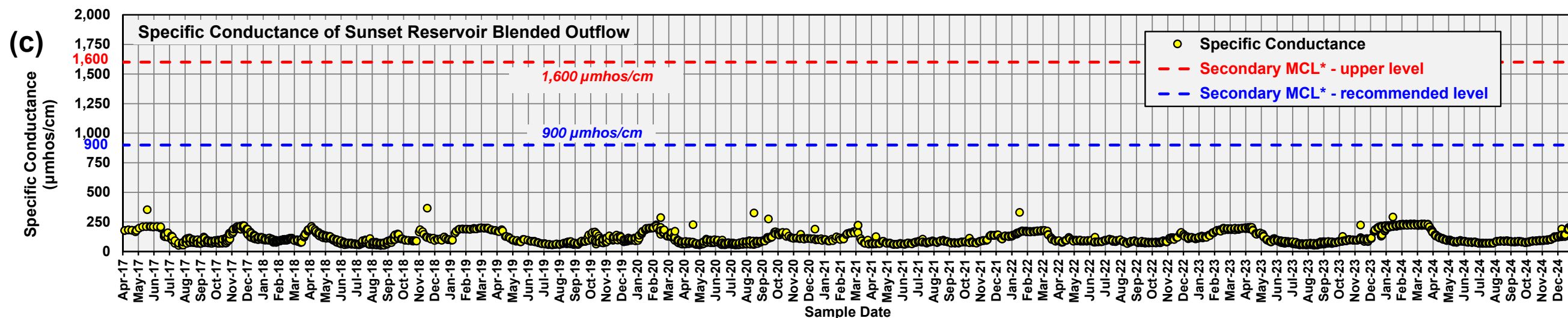
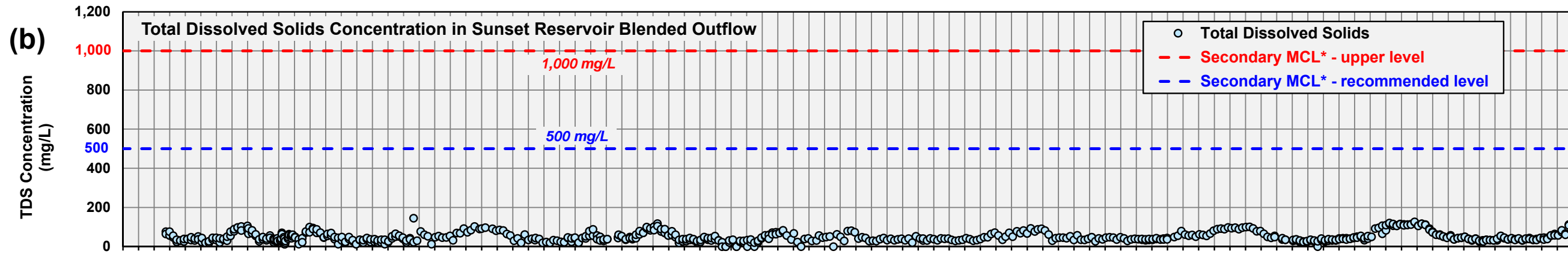
Source: SFPUC San Francisco Groundwater Supply Project semi-monthly surface water-groundwater blend reports.



Plot 1
Alkalinity and Hardness
of Reservoir Blended
Outflow, April 2017-
January 2025



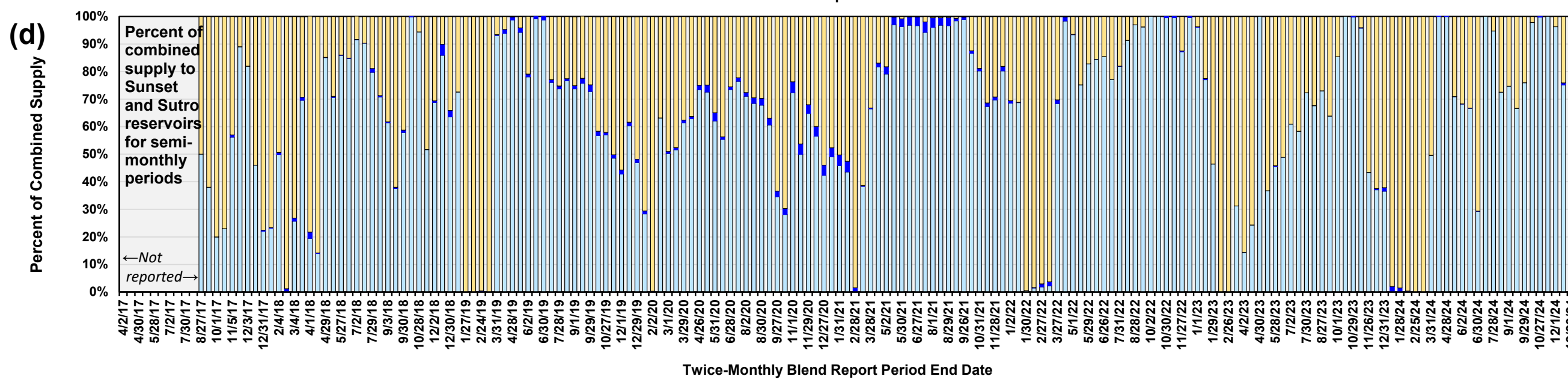
* Consumer acceptance contaminant level: concentrations that may adversely affect drinking water taste, odor, or appearance.



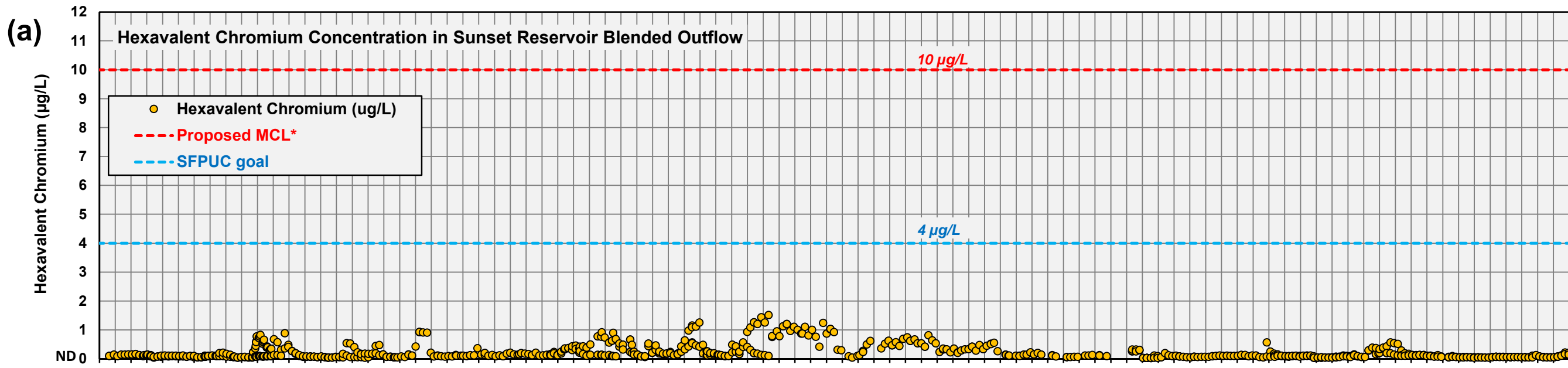
Acronyms and Abbreviations

HTWTP Harry Tracy Water Treatment Plant
 mg/L milligrams per liter
 MCL maximum contaminant level
 SFGW San Francisco Groundwater Supply Project
 SWWTP Sunol Valley Water Treatment Plant

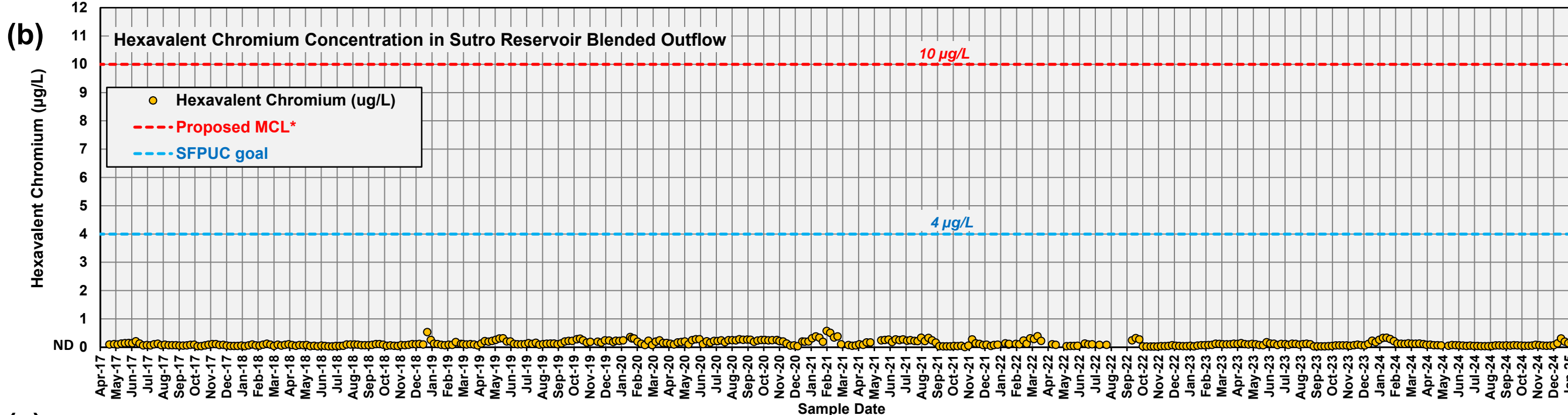
Source: SFPUC San Francisco Groundwater Supply Project semi-monthly surface water-groundwater blend reports.



Plot 2
Chloride Concentration, Total Dissolved Solids, and Specific Conductance of Reservoir Blended Outflow, April 2017- January 2025



* The California SWRCB-DDW proposed a 10 µg/L MCL for hexavalent chromium in March 2022. Currently, all chromium is regulated under the 50 µg/L MCL for total chromium. SFPUC maintains a goal equal to 40 percent of the proposed MCL.



Acronyms and Abbreviations

µg/L micrograms per liter

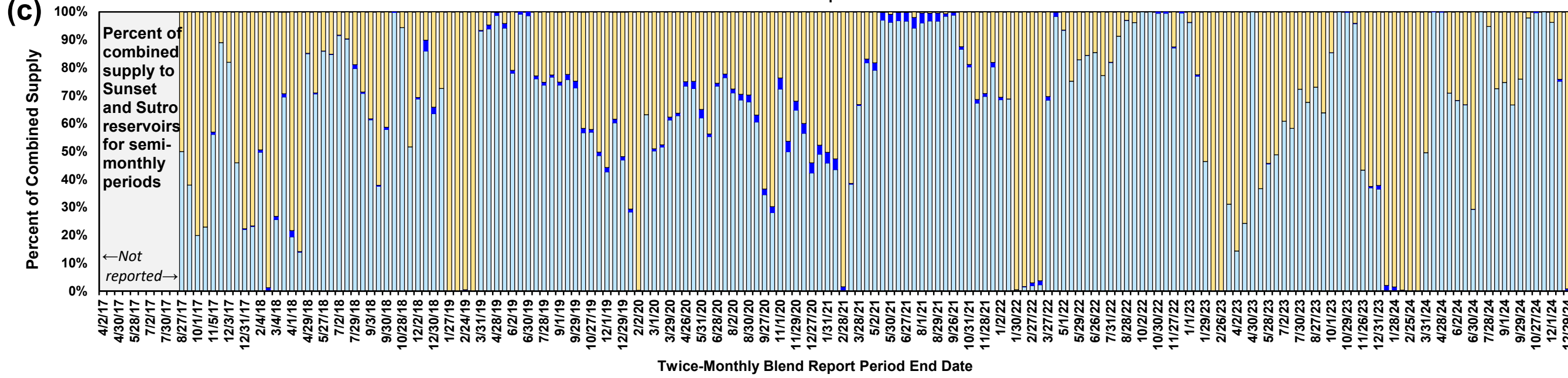
HTWTP Harry Tracy Water Treatment Plant

MCL maximum contaminant level

ND not detected

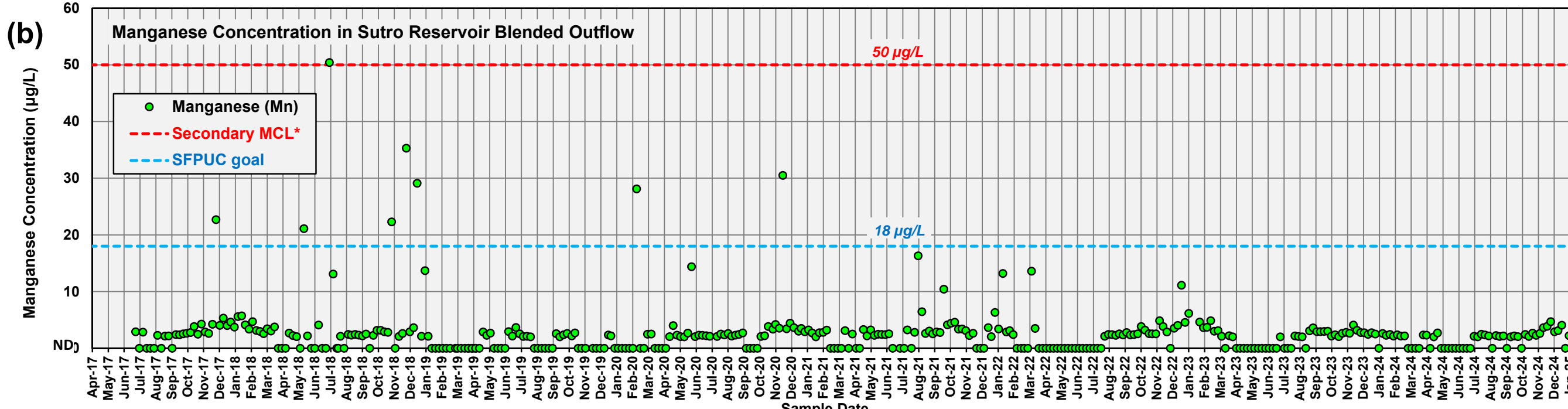
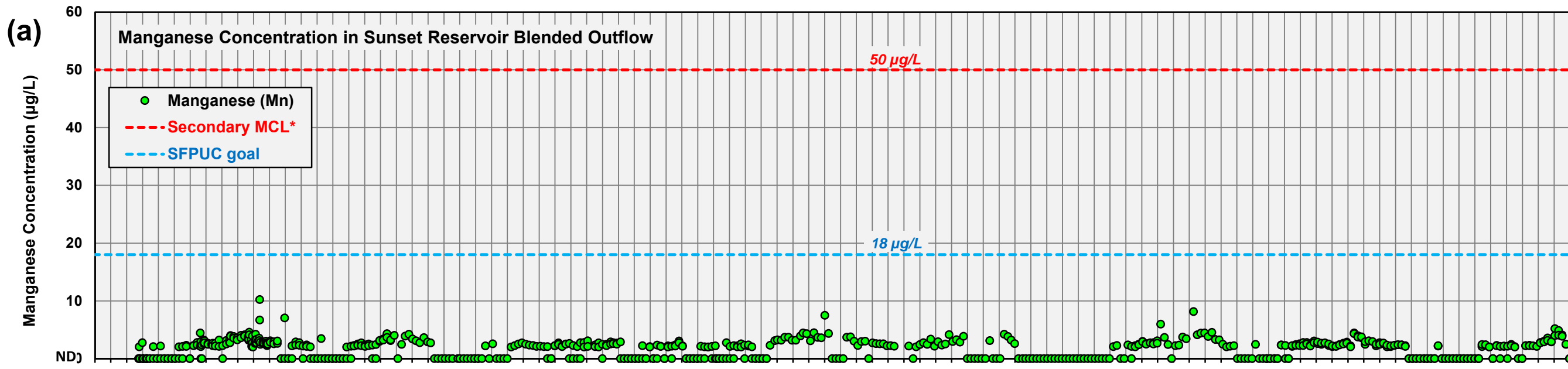
SFGW San Francisco Groundwater Supply Project

SVWTP Sunol Valley Water Treatment Plan



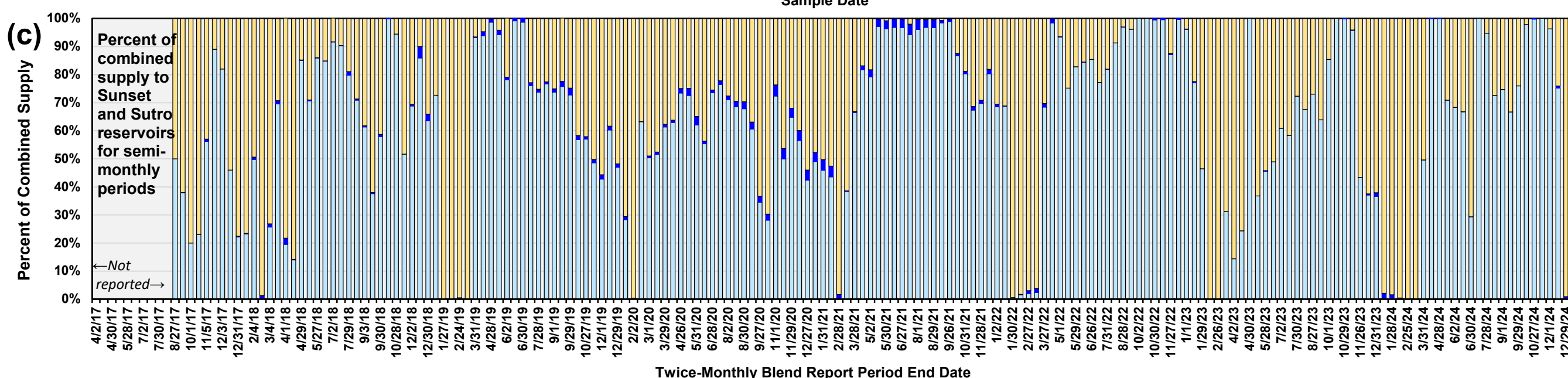
Source: SFPUC San Francisco Groundwater Supply Project semi-monthly surface water-groundwater blend reports.

Plot 3
Hexavalent Chromium
Concentration of
Reservoir Blended
Outflow, April 2017 -
January 2025



*Consumer acceptance contaminant level: concentrations that may adversely affect drinking water taste, odor, or appearance.

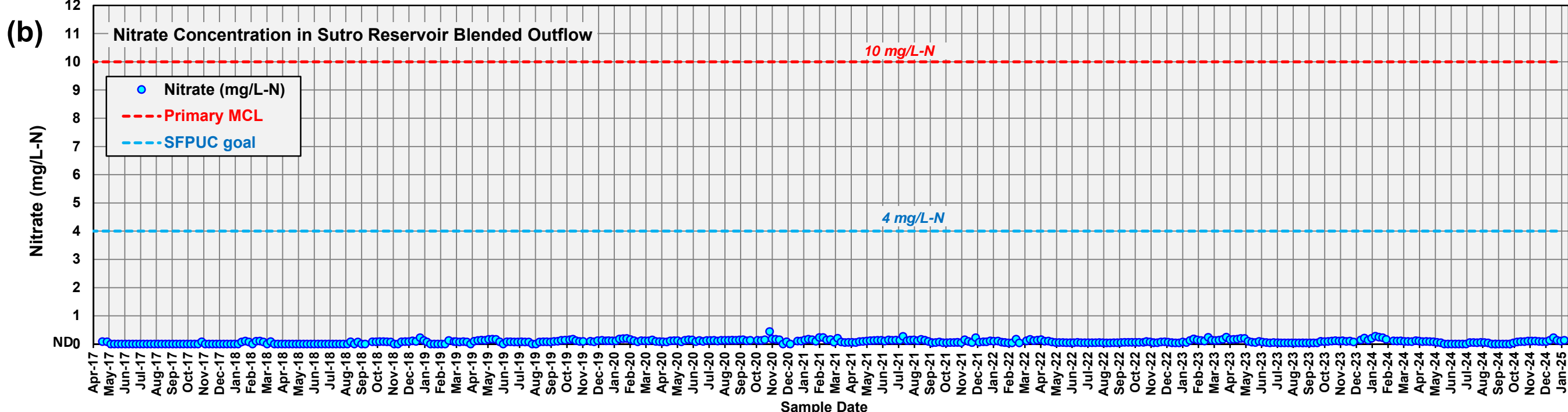
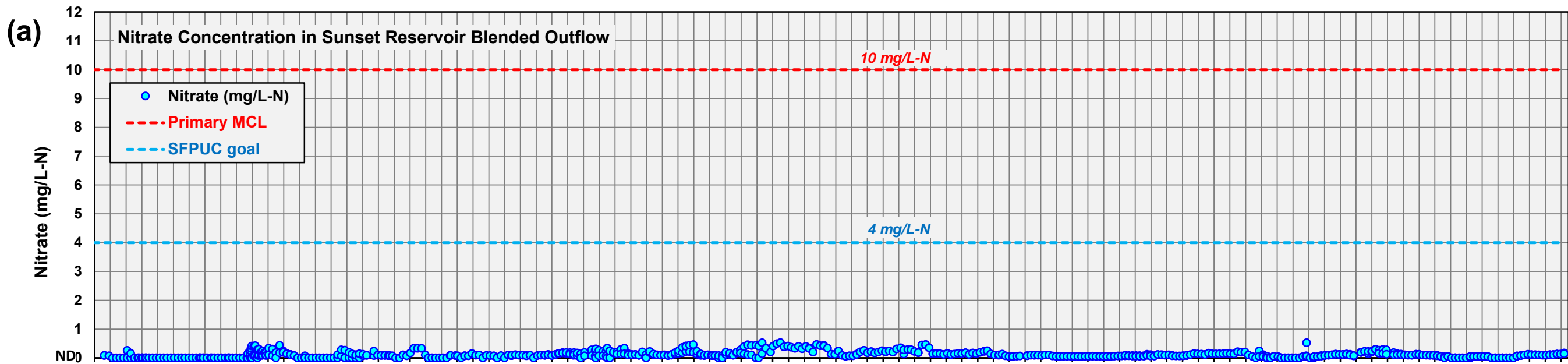
- Acronyms and Abbreviations
- µg/L micrograms per liter
 - HTWTP Harry Tracy Water Treatment Plant
 - MCL maximum contaminant level
 - ND not detected
 - SFGW San Francisco Groundwater Supply Project
 - SVWTP Sunol Valley Water Treatment Plant



Source: SFPUC San Francisco Groundwater Supply Project semi-monthly surface water-groundwater blend reports.

- Legend:
- Hetch Hetchy and SVWTP
 - SFGW groundwater wells
 - HTWTP

**Plot 4
Manganese
Concentration of
Reservoir Blended
Outflow, April 2017 -
January 2025**



Acronyms and Abbreviations

HTWTP Harry Tracy Water Treatment Plant

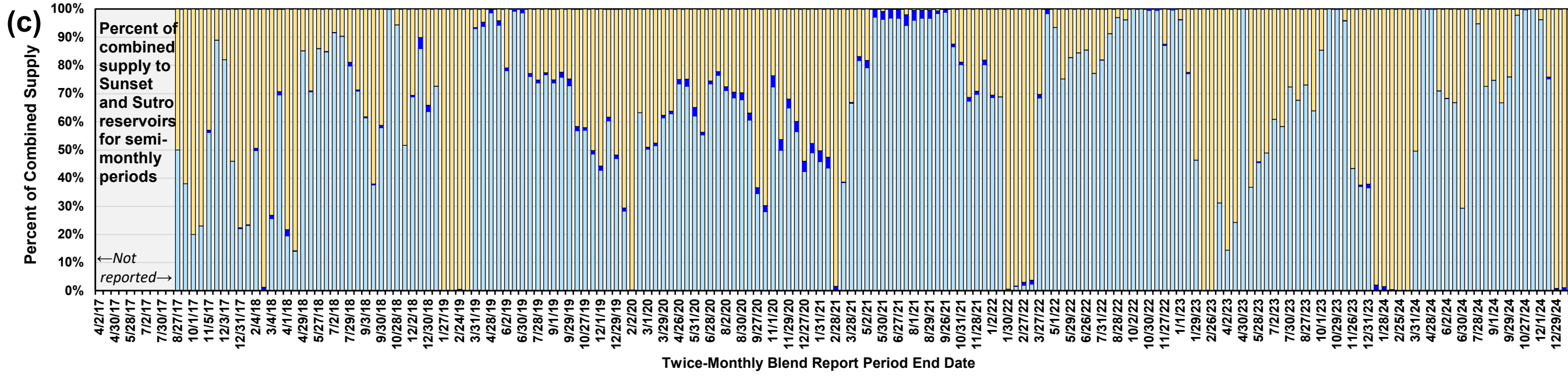
mg/L-N milligrams per liter as nitrogen

MCL maximum contaminant level

ND not detected

SFGW San Francisco Groundwater Supply Project

SVWTP Sunol Valley Water Treatment Plant



Source: SFPUC San Francisco Groundwater Supply Project semi-monthly surface water-groundwater blend reports.

Plot 5
Nitrate Concentration of Reservoir Blended Outflow, April 2017 - January 2025